FEMA

Daily Operations Briefing

Tuesday, October 22, 2019

8:30 a.m. EDT

National Current Operations & Monitoring

FEMA

Significant Incidents or Threats:

- Typhoon Bualoi (22W) - FINAL
- Severe thunderstorms possible – Mid-Atlantic

Tropical Activity:

- Atlantic: No new tropical cyclones are expected during the next five days
- Eastern Pacific: No new tropical cyclones are expected during the next five days
- Central Pacific: Disturbance 1: Medium (40%)
- Western Pacific: Typhoon Bualoi (22W) - FINAL

Declaration Activity:

- Approval: Major Disaster Declaration – Florida

Tropical Outlook – Western Pacific

Typhoon Bualoi (22W) *(Advisory #14 as of 5:00 a.m. EDT)* - **FINAL**

- 265 miles NNW of Saipan
- Moving NNW at 14 mph
- Maximum sustained winds 140 mph (CAT 4)
- Typhoon force winds extend 35 miles; tropical storm force winds extend 120 miles
- Tropical Storm Warning remains in effect for Agihan, Pagan, and Alamagan
- Flash Flood Watch cancelled for Tinian and Saipan
- Has moved past CNMI and no longer poses a threat to U.S. interests

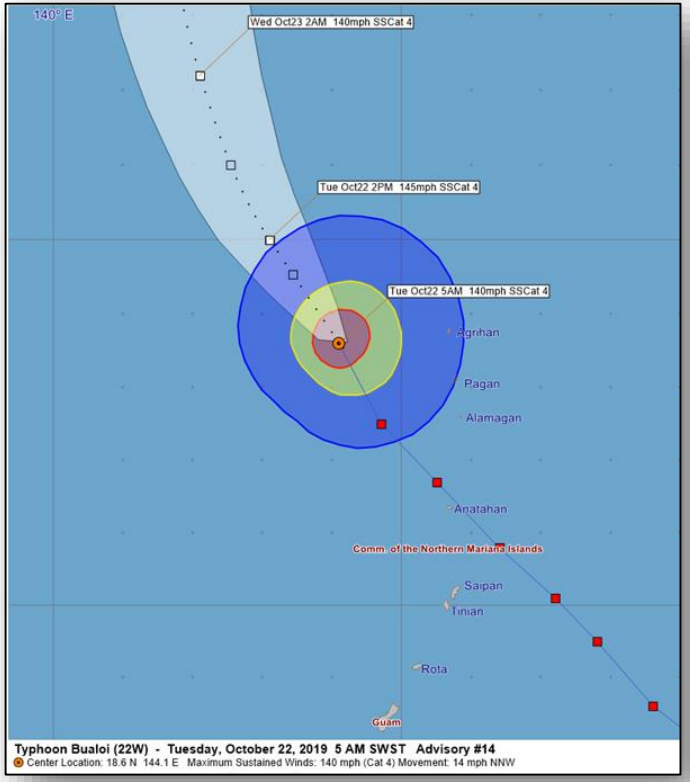

Current Disturbances & 5 Day Cyclone Formation: < 40% | 40-60% | > 60%
Tropical / Sub-Tropical Cyclone: Depression | Storm | Hurricane | Post-Tropical Cyclone / Remnants

Potential track area: Day 1-3 Day 4-5 | Watches: Hurricane Trop Stm | Warnings: Hurricane Trop Stm | Current wind extent: Hurricane Trop Stm

Typhoon Bualoi– Western Pacific - FINAL

Lifeline Impacts: *All lifelines remain Green* *(Region IX Incident Report 0630 EDT)*

Food, Water, Sheltering:

- All shelters have closed on Saipan and Tinian

Health & Medical:

- Saipan: Hospitals and clinics are open

Energy

- Saipan: Power crews continue to respond to isolated trouble calls

Transportation:

- Ports remain closed (Zulu) for Tinian, Saipan and Rota pending USCG assessments, will try to reopen ports as soon as possible; Guam remains open with conditions (Whiskey)
- Airports are open

State / Local Response:

- CNMI EOC at Partial Activation
- Typhoon Condition I cancelled for Saipan and Tinian
- Tropical Storm Condition II remains for Agrihan, Alamagan and Pagan

FEMA / Federal Response:

- Emergency Declaration FEMA-3425-EM-CNMI approved on October 20, 2019
- FEMA Region IX at Steady State, continues to monitor
- Region IX IMAT-2 will demobilize on October 24
  - LNOs deployed to Guam; 2 deployed to CNMI – demobilizing/transitioning to support PDAs
  - Select ESFs activated; MCC de-activated
- FEMA NWC at Steady State, continues to monitor
- ISB/SMT demobilizing from Guam
- MERS staged in Guam

Tropical Outlook – Atlantic

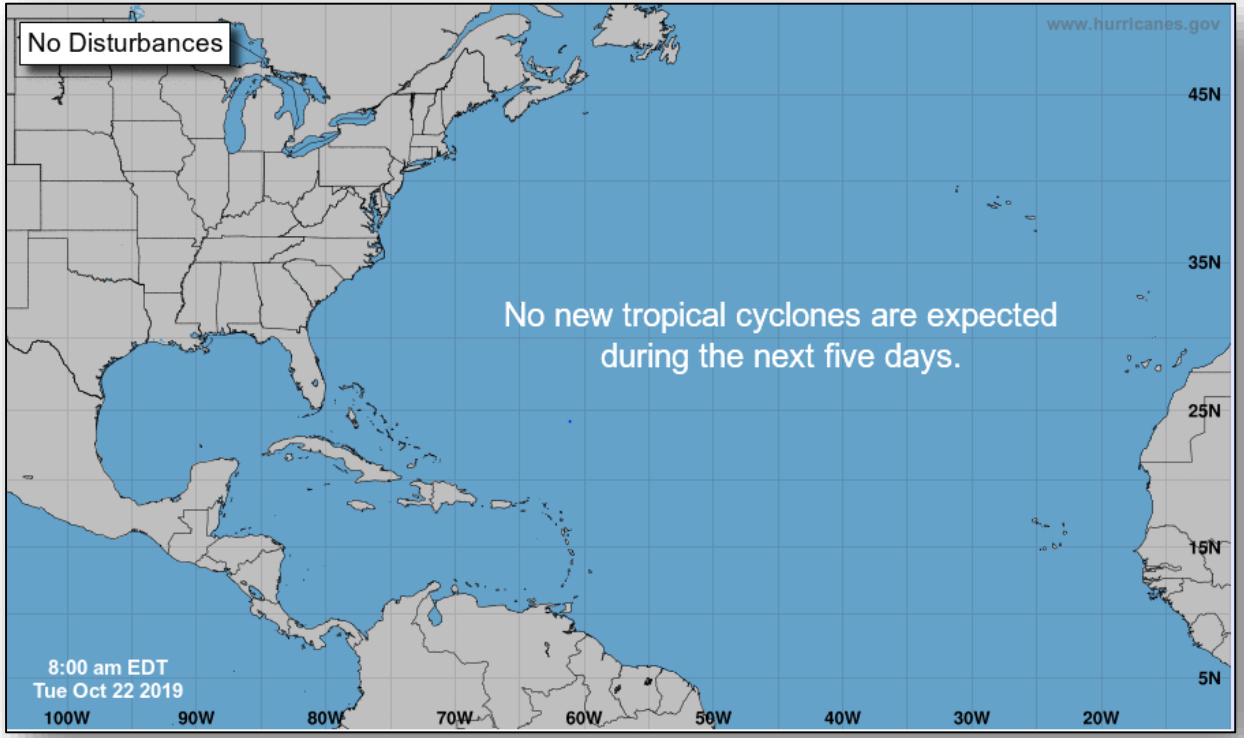

Current Disturbances & 5 Day Cyclone Formation: < 40% | 40-60% | > 60%
Tropical / Sub-Tropical Cyclone: Depression | Storm | Hurricane | Post-Tropical Cyclone / Remnants

Potential track area: Day 1-3 Day 4-5 | Watches: Hurricane Trop Stm | Warnings: Hurricane Trop Stm | Current wind extent: Hurricane Trop Stm

Tropical Outlook – Eastern Pacific

Current Disturbances & 5 Day Cyclone Formation: < 40% | 40-60% | > 60%
Tropical / Sub-Tropical Cyclone: Depression | Storm | Hurricane | Post-Tropical Cyclone / Remnants

Potential track area: Day 1-3 Day 4-5 | Watches: Hurricane Trop Stm | Warnings: Hurricane Trop Stm | Current wind extent: Hurricane Trop Stm

Tropical Outlook – Central Pacific

Disturbance 1 *(as of 2:00 a.m. EDT)*

- 1,100 miles SE of Hilo, Hawaii
- A tropical depression could form during the next couple of days
- Moving WNW at 10 mph
- Formation chance through 48 hours: Medium (40%)
- Formation chance through 5 days: Medium (40%)

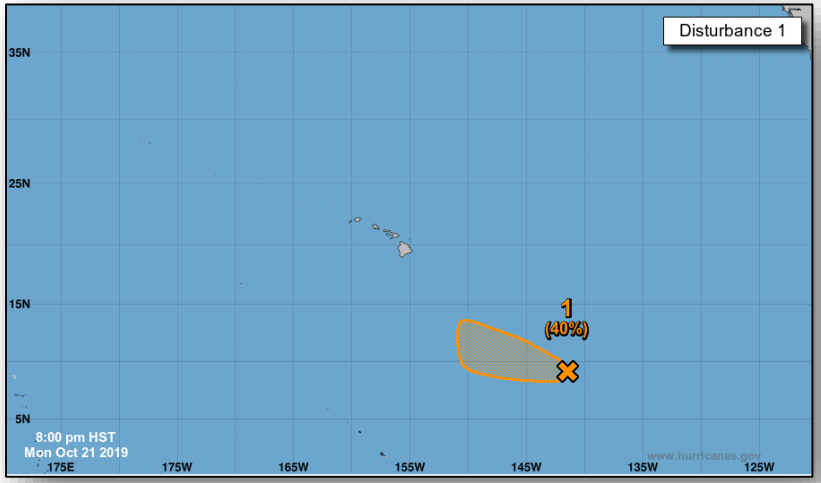

Current Disturbances & 5 Day Cyclone Formation: < 40% | 40-60% | > 60%
Tropical / Sub-Tropical Cyclone: Depression | Storm | Hurricane | Post-Tropical Cyclone / Remnants

Potential track area: Day 1-3 Day 4-5 | Watches: Hurricane Trop Stm | Warnings: Hurricane Trop Stm | Current wind extent: Hurricane Trop Stm

National Weather Forecast

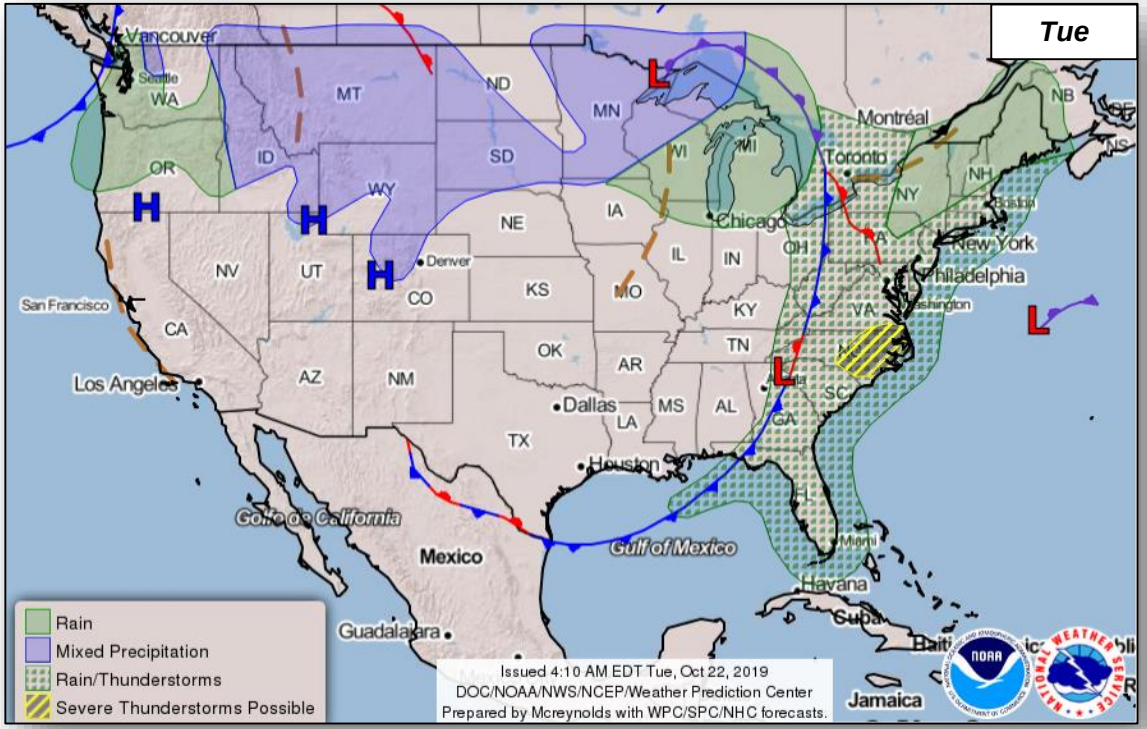

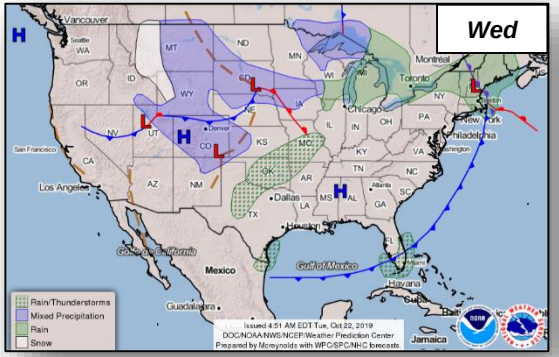

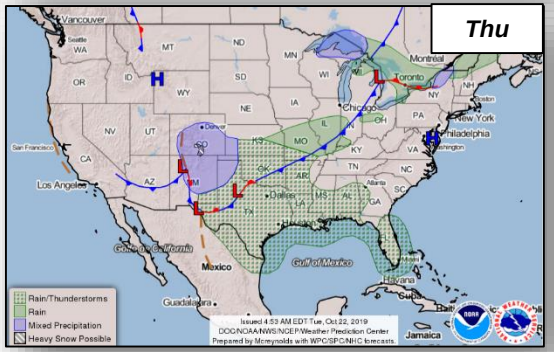

Severe Weather Outlook

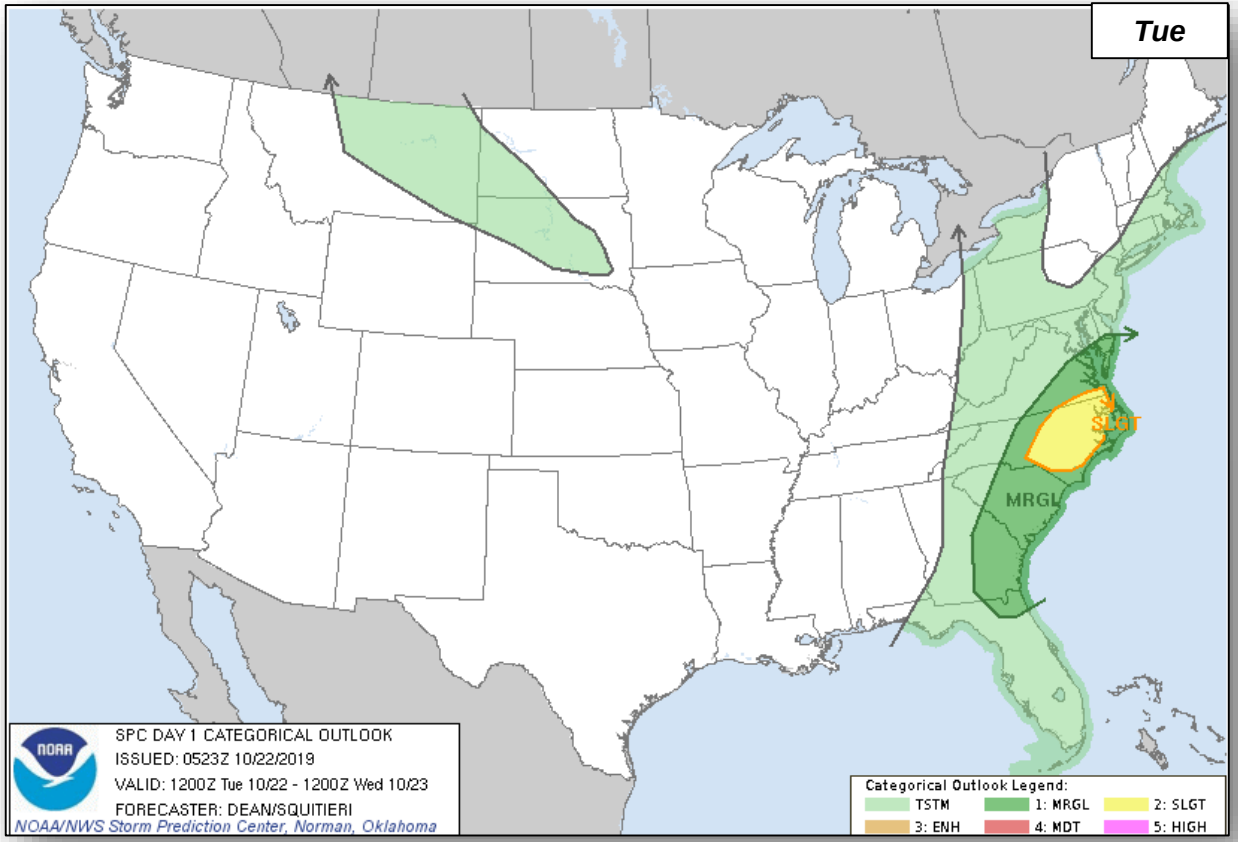

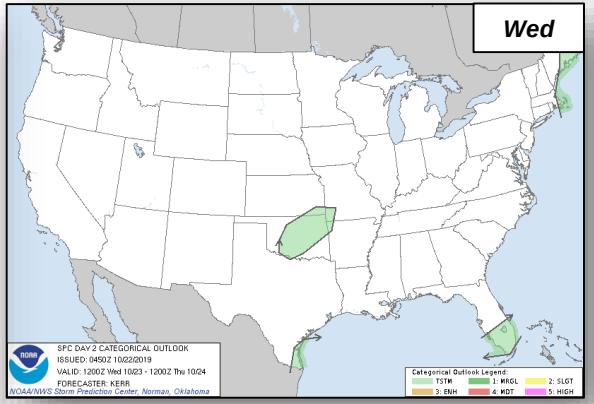

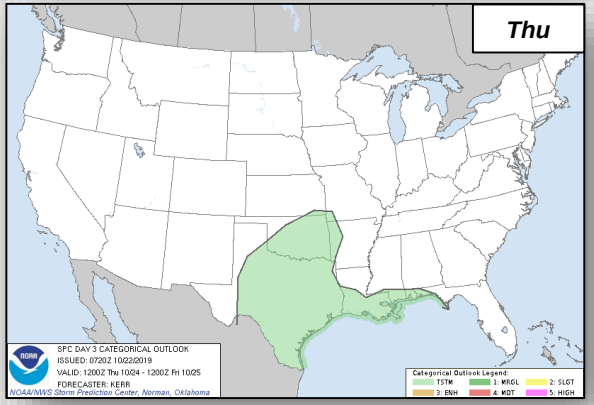

Precipitation & Excessive Rainfall

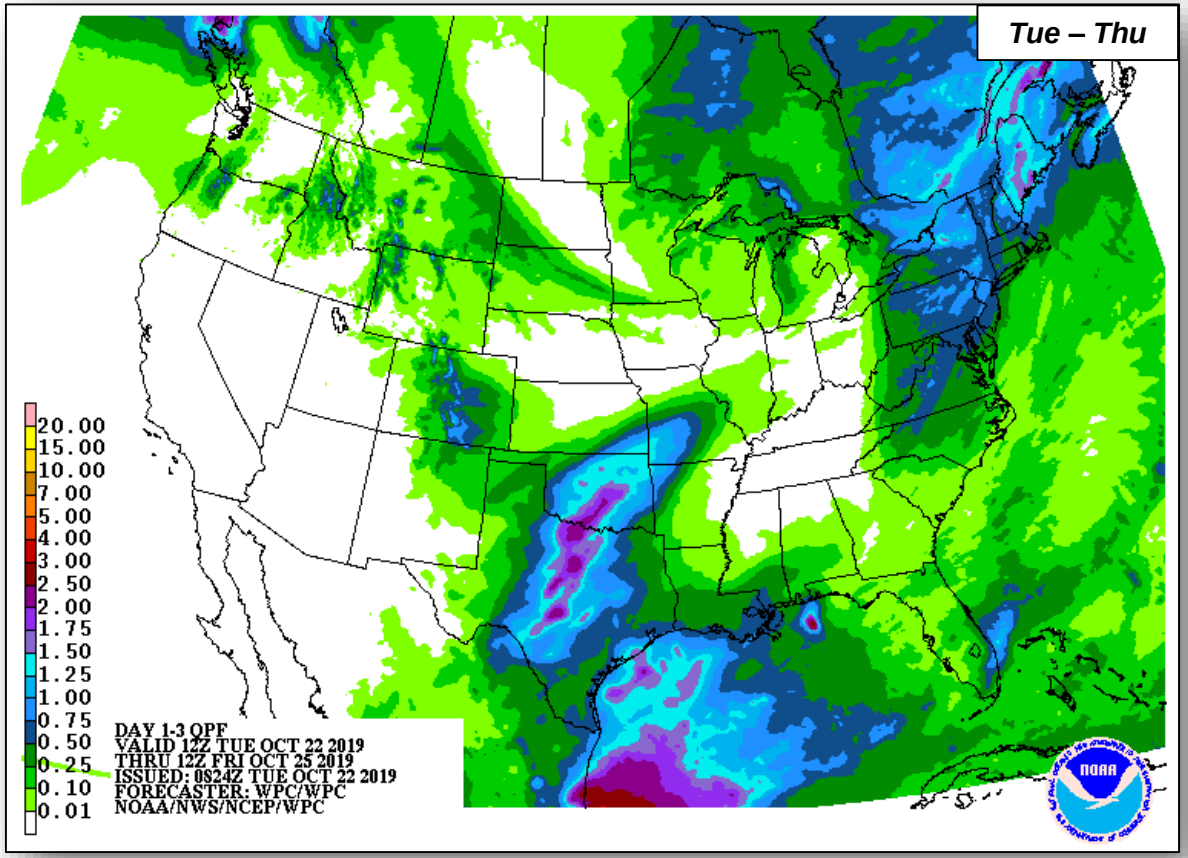

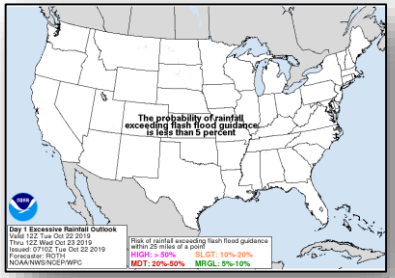

Tue

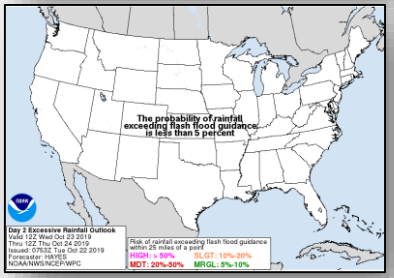

Wed

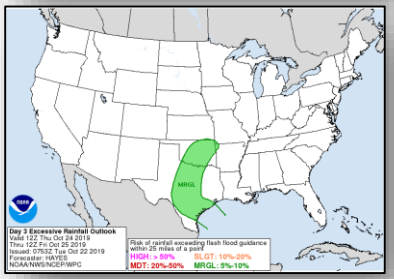

Thu

Fire Weather Outlook

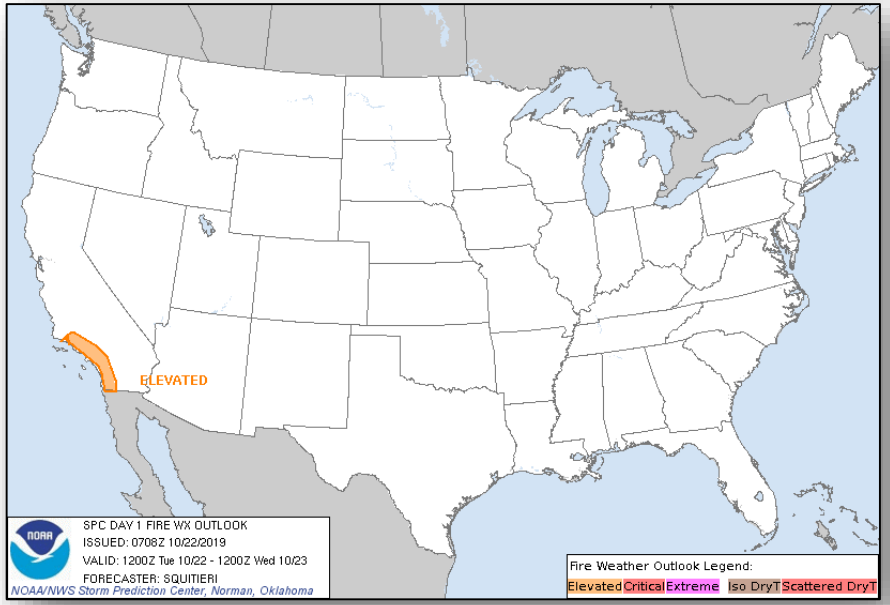

Today

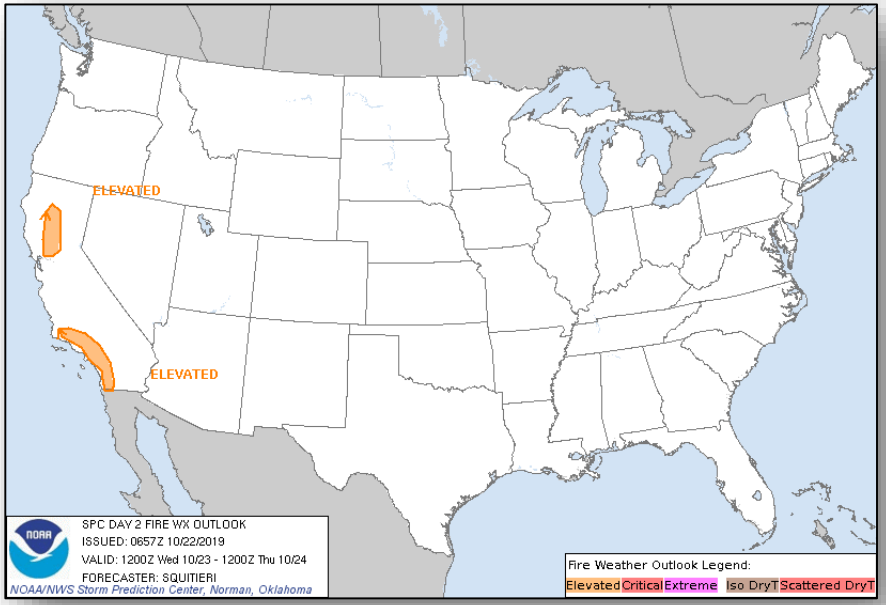

Tomorrow

Hazards Outlook – Oct 24-28

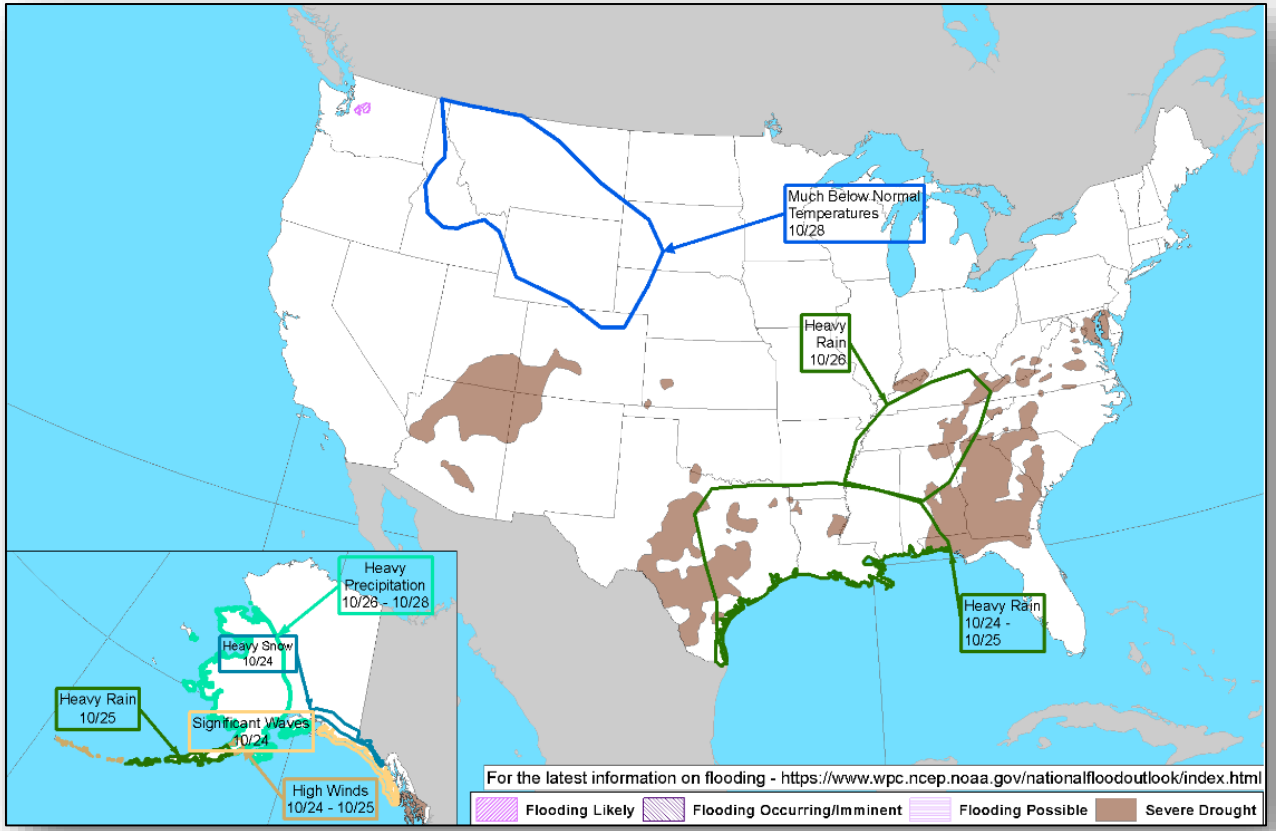

Long Range Outlooks – Oct 26-30

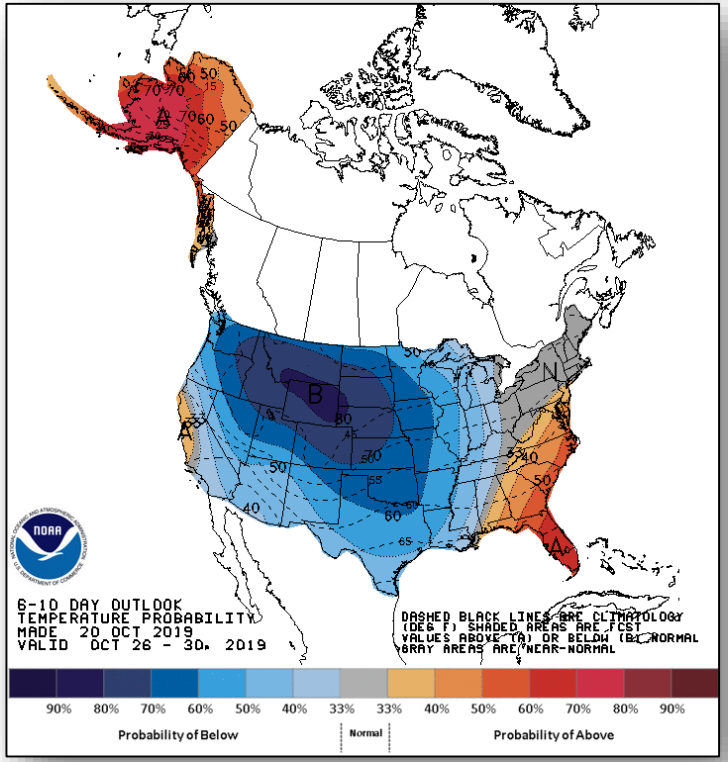

6-10 Day Temperature Probability

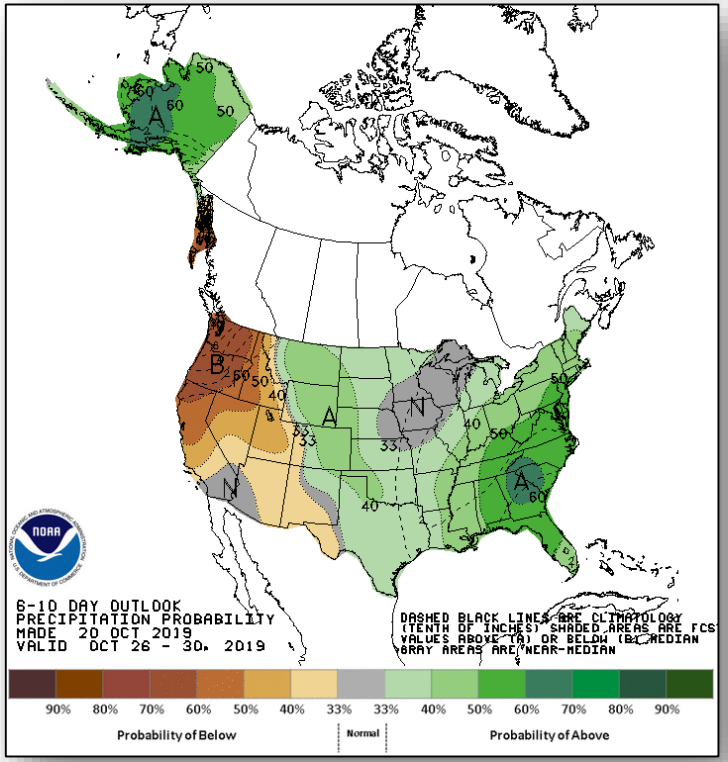

6-10 Day Precipitation Probability

Space Weather

	Space Weather Activity	Geomagnetic Storms	Solar Radiation	Radio Blackouts
Past 24 Hours	None	None	None	None
Next 24 Hours	None	None	None	None
For further information on NOAA Space Weather Scales refer to: http://www.swpc.noaa.gov/noaa-scales-explanation				

HF Communication Impact

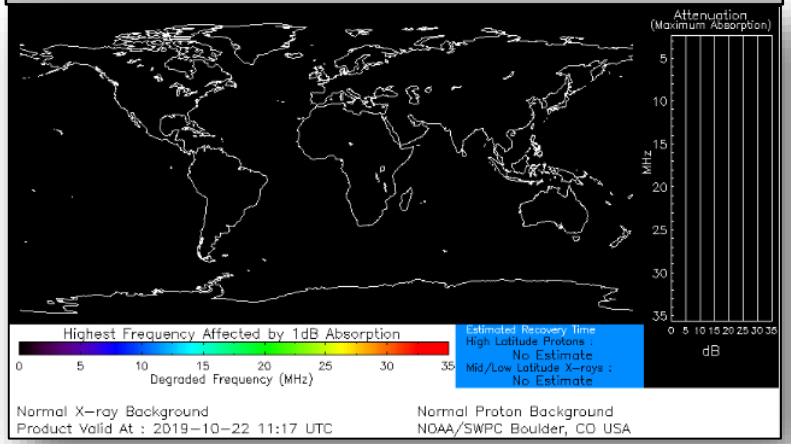

Sunspot Activity



Joint Preliminary Damage Assessments

Region	State / Location	Event	IA/PA	Number of Counties		Start – End
				Requested	Completed	
VIII	SD	Severe Storms, Flooding, and Tornado Sep 9-26, 2019	IA	16	10	10/16 – TBD
			PA	22	22	10/16 – 10/19

Declaration Approved

Declaration: Major Disaster Declaration FEMA-4468-DR-FL for Florida
Requested: Oct 7

Approved: Oct 21
Incident: Hurricane Dorian
Incident Period: Aug 28 – Sep 9, 2019

Includes:

- **Public Assistance:** 12 counties
- **Hazard Mitigation:** Statewide

FCO: Thomas J. McCool

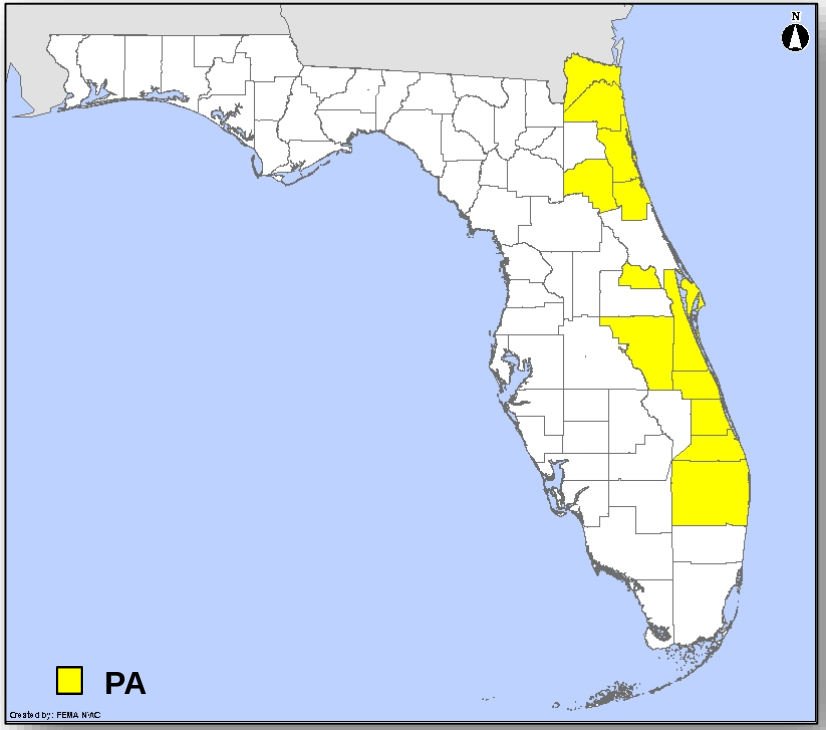

Declaration Requests in Process – 0

State / Tribe / Territory – Incident Description	Type	IA	PA	HM	Requested
FL – Hurricane Dorian – APPROVED (Oct 21)	DR		X	X	Oct 8

FEMA Common Operating Picture

FEMA HQ	
NWC	*NRCC*
Monitoring	Blue

FEMA REGIONS		
WATCH		*RRCC*
Monitoring	I	Rostered
Monitoring	II	Rostered
Monitoring	III	Rostered
Monitoring	IV	Rostered
Monitoring	V	Rostered
Monitoring	VI	Rostered
Monitoring	VII	Rostered
Monitoring	VIII	Rostered
Monitoring	IX	Rostered
Monitoring	X	Rostered

Notes:

CO: Wildfires
CT: Returned to Normal Operations
VT: Returned to Normal Operations
CNMI: Bualoi
TX: Severe Weather

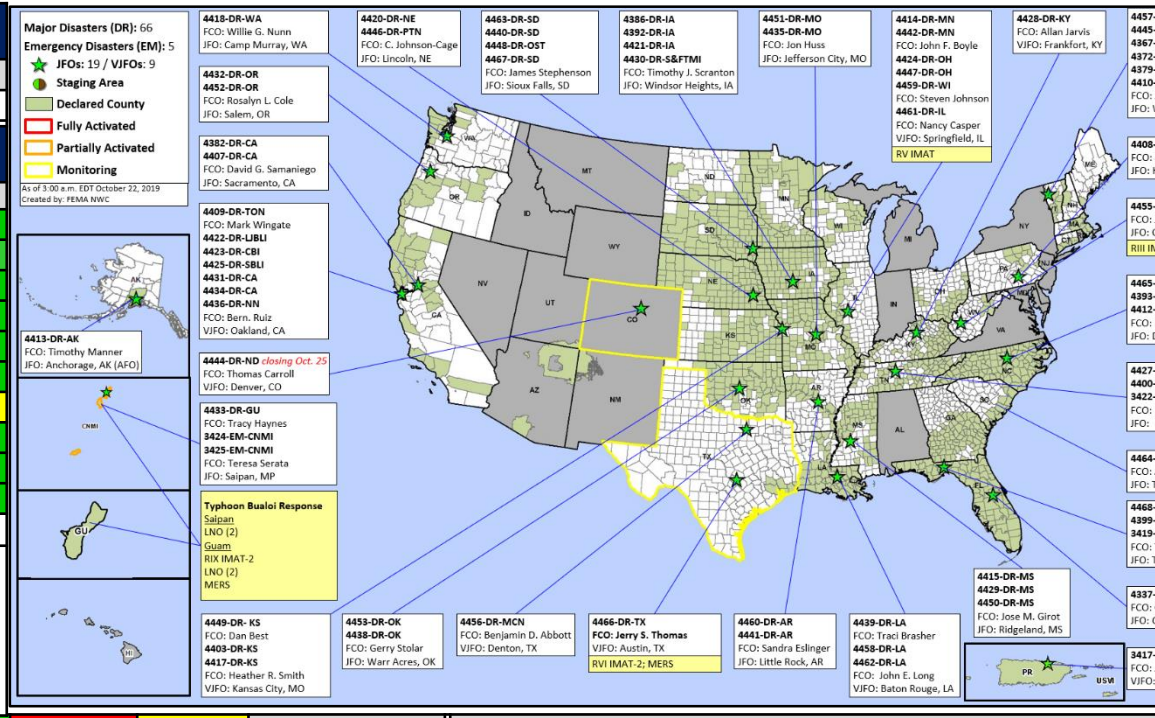

N-IMATs *3 Teams*	
E	
W	
C	

R-IMATs *4-6 Teams*	
I	
II	
III	WV
IV-1	
IV-2	
V	IL
VI-1	
VI-2	TX
VII	1
VIII	2
IX-1	
IX-2	Guam
X	3
FMC	*PMC*
NMC	*Deployed*

Team: *Status*	**US&R** *>66%*	**MERS** *>66%*	**FCOs** *≤1 Type 1*	**FDRCs** *=2*	**IM WORKFORCE**
Assigned:	28	36	42	12	13,713 ▲
Unavailable	0	0	2	1	3,431 ▼
Deployed:	0	0	33	9	5,722 ▲
Available:	**28**	**36**	**7**	**2**	**4, 560 / 33%** ▼

IM CADRE AVAILABILITY SUMMARY
Cadres with 25% or Less Availability

EHP 14% (77/569); ER 16% (12/73); FL 14% (22/158); FM 25% (72/285); IT 23% (147/628); PA 10% (272/2,729); SAF 9% (5/54)

Public Assistance Grant Program

FEMA

PA Project Worksheets Obligated

in past week, as of 10/21/19 at 1500 EDT

	Emergency Work		Permanent Work							
PA Category	A - Debris Removal	B - Protective Measures	C - Roads & Bridges	D - Water Control Facilities	E - Public Buildings	F - Public Utilities	G - Recreational or Other	H - Fire Management	Z - State Management	Total
Number Of PWs Obligated	50	64	105	3	40	27	33	0	41	**363**
Federal Share Obligated	$20,720,562	$3,422,120	$8,835,498	$136,049	$4,794,760	$6,323,100	$2,899,100	$0	$3,666,462	**$50,797,651**

Public Assistance Obligated per Category

10/07/2019 through 10/21/2019

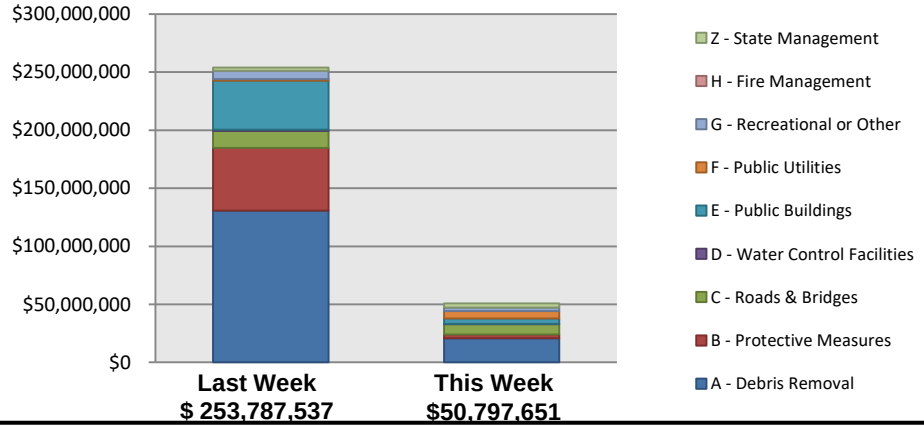

This weeks PA Highlights

- In 4337 - FL
  - $19 Million obligated for Category A – Debris Removal
- In 4332 - TX
  - $2 Million obligated for Category F – Public Utilities

Direct Housing

Total Households in FEMA Direct Housing per State

Past Year per Week, 10/22/2018 – 10/21/2019, There are currently 1,649 Households Occupying 1,649 Temporary Units

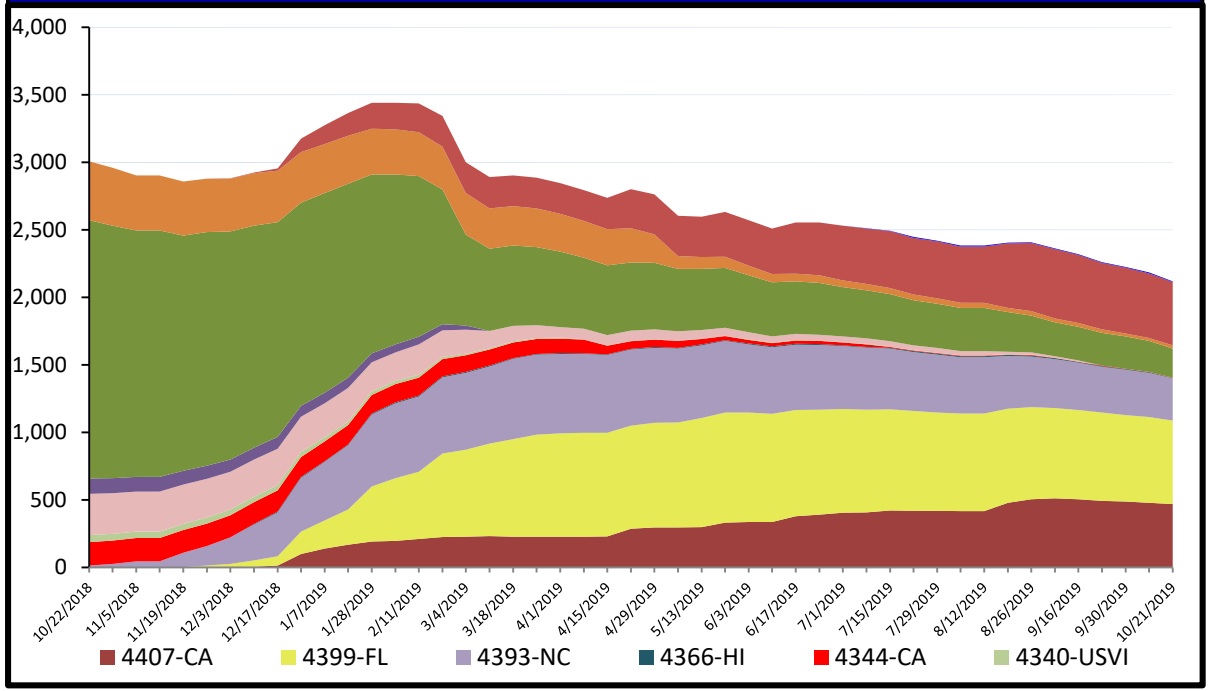

DR	IA Declaration Date	Program End Date	Current # of Households in Direct Housing (Weekly Change)
4421-IA	3/23/2019	9/23/2020	5 (0)
4407-CA	11/12/2018	5/12/2020	469 (-11)
4399-FL	10/11/2018	4/11/2020	619 (-14)
4393-NC	9/14/2018	3/14/2020	312 (-16)
4366-HI	5/11/2018	11/11/2019	4 (-1)
4344-CA	10/10/2017	7/10/2019	1 (0)
4340-USVI	9/20/2017	9/7/2019	0 (0)
4339-PR	9/20/2017	9/20/2019	1 (0)
4332-TX	8/25/2017	8/25/2019	216 (-13)
4277-LA	8/14/2016	4/30/2019	22 (0)

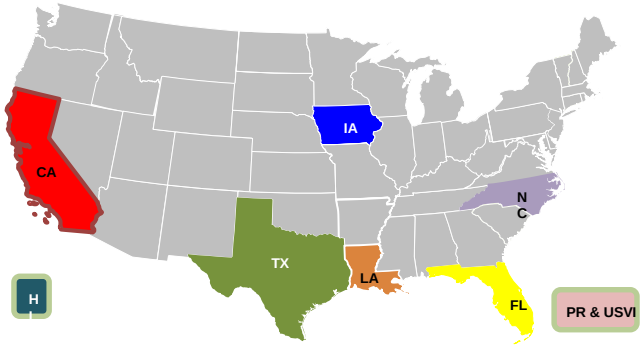

States with Currently Occupied Units

Individual Assistance Activity

	Individuals and Households Program Activity As Of: 10/21/19				
		In Past 7 Days		Cumulative	
		Applicants Approved	Amount Approved	Applicants Approved	Amount Approved
	4429-MS Declared 04-23-2019 End Of Reg Period 11-19-2019				
Open Registration Period	Housing Assistance	18	$50,638.10	146	$616,756.81
	Other Needs Assistance	8	$21,158.20	92	$161,405.49
	Total IHP	*$71,796.30*		*$778,162.30*	
	Average IHP			*$4,252*	
				HA	*ONA*
	Total Max Grants			*2*	*0*
	4466-TX Declared 10-04-2019 End Of Reg Period 12-03-2019				
Open Registration Period	Housing Assistance	3,937	$23,861,157.37	4,870	$30,083,709.59
	Other Needs Assistance	1,437	$3,096,818.10	1,747	$4,030,937.50
	Total IHP	*$26,957,975.47*		*$34,114,647.09*	
	Average IHP			*$6,224*	
				HA	*ONA*
	Total Max Grants			*1*	*0*
Other IHP Active	18 Declarations IHP Programmatically Open - Closed Registration *				
	Housing Assistance	446	$1,287,088.30		
	Other Needs Assistance	127	$167,349.53		
	Total IHP	*$1,454,437.83*			
	Total IHP Approved in Past Week	*$28,484,209.60*			

IHP Approved per Category in the Past 2 Weeks – 10/7/2019 through 10/21/2019

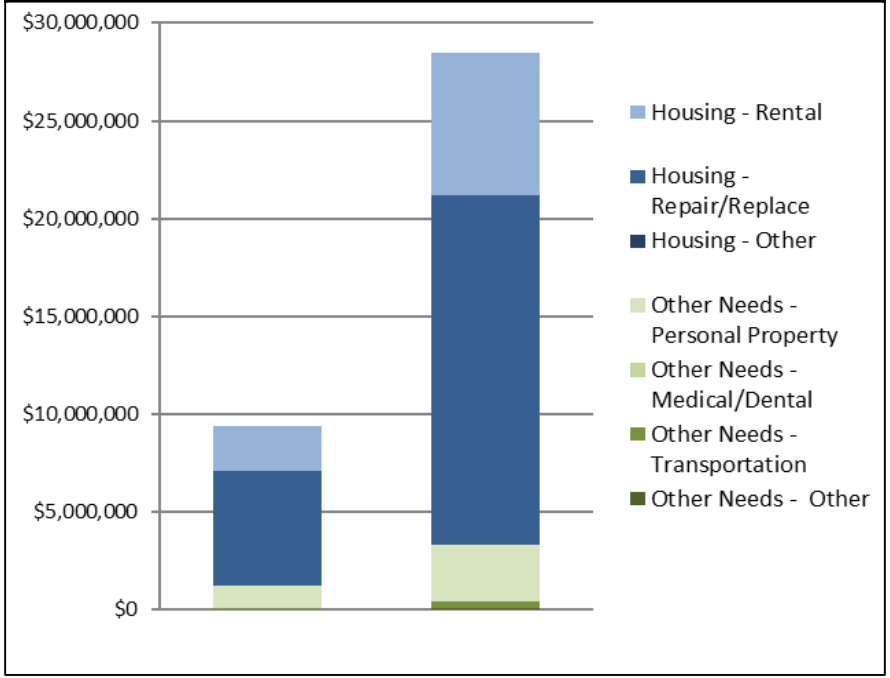

FEMA

FEMA's mission is helping people before, during, and after disasters.

Click here to subscribe to this briefing.