FEMA

Daily Operations Briefing

Tuesday, October 29, 2019

8:30 a.m. EDT

National Current Operations & Monitoring

FEMA

Significant Incidents or Threats:

- CA Wildfires - Kincade Fire, Getty Fire
- Extreme fire weather - CA
- Winter Storm Warning – Northern Central Rockies

Tropical Activity:

- Atlantic: Disturbance 1: Low (30%)
- Eastern Pacific: Disturbance 1: Low (20%)
- Central Pacific: No new tropical cyclones expected during the next five days
- Western Pacific: No activity affecting U.S. interests

Declaration Activity:

- Major Disaster Declaration Request – South Dakota
- Amendment No. 1 to FEMA-4455-DR-WV

Wildfires – CA

Situation:

- The Getty Fire began October 28, 2019 and is burning near UCLA, the Getty Museum, several schools, and a nursing home in and around the Los Angeles communities of Bel Air, Brentwood, Mandeville, Crestwood Hills, and Westgate (combined pop 20k); 656 acres burned; 5% contained

Lifeline Impacts: *(Region IX SLB and FAMWEB)*

Safety and Security:

- Mandatory evacuations:
  - Kincade Fire: 189,980 people and 3 tribes in Sonoma County
  - Getty Fire: 16,494 people

Food, Water, Shelter:

- Shelters: *(ESF-6 as of 6:10 a.m. EST 10/29)*
  - Kincade Fire: 16 (-1) open with 2,827 (-409) occupants
  - Getty fire: 4 open with 19 occupants

Energy: *(Eagle-I as of 7:30 a.m. EST 10/29)*

- 441,000 precautionary planned outage possible up to 1 million residents

State/Local Response

- CA EOC at Full Activation
- Governor declared a statewide emergency
- National Guard has been activated

FEMA/Federal Response:

- FMAG FEMA-5295-FM-CA approved October 24 for Kincade
- FMAG FEMA-5297-FM-CA approved October 28 for Getty
- Region IX RWC at Steady State, continues to monitor
- Region IX IMAT- 1, select ESFs, and 2 LNOs deployed to CA EOC
- ISB/SMT and MERS deployed to CA
- NWC at Steady State, continues to monitor

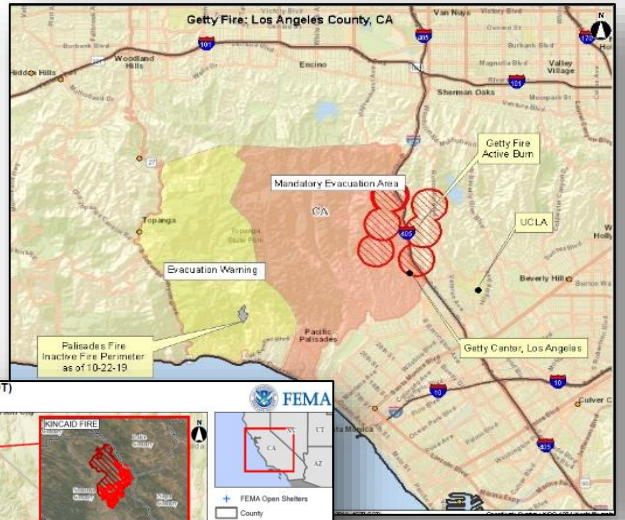

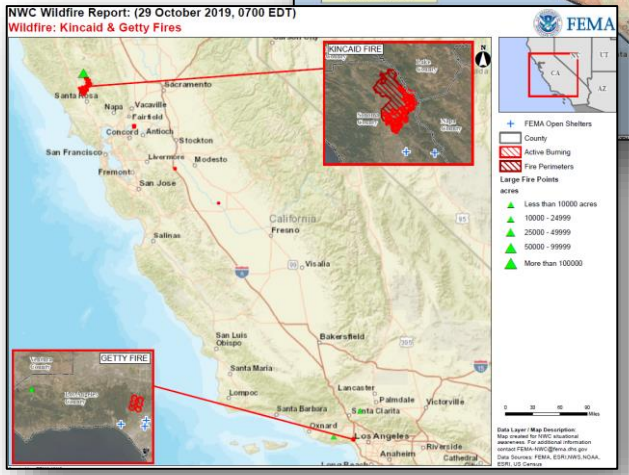

Wildfire Summary

Fire Name (County, ST)	FMAG #	Acres Burned	Percent Contained	Evacuations	Structures (Homes / Other)			Fatalities / Injuries
					Threatened	Damaged	Destroyed	
Kincade (Sonoma, CA)	5295-FM-CA	74,324 (+8,093)	15% (+10)	M: 185,980 V: 0	H: 80,595 (+10,020)	H: 12 (+2)	H: 58 (+17)	F: 0
					O: 9,420 (+160)	O: 8 (+2)	O: 65 (+10)	I: 1
Getty (Los Angeles, CA)	5297-FM-CA	656	5%	M: 16,494 V: 0	H: 7,091	H: 6	H: 8	F: 0
					O: 2	O: 0	O: 0	I: 0

Tropical Outlook – Five Day



Central Pacific

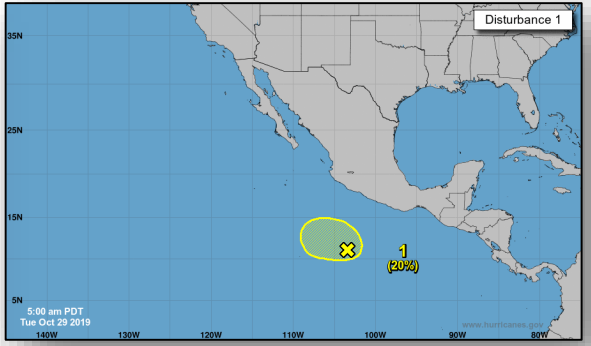

Eastern Pacific

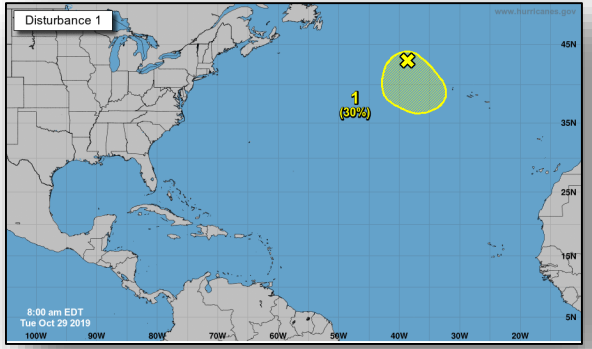

Atlantic

Disturbance 1 *(As of 8:00 a.m. EDT)*

- Several hundred miles S of the coast of Mexico
- Formation chance through 48 hours: Low (10%)
- Formation chance through 5 days: Low (20%)

Disturbance 1 *(As of 8:00 a.m. EDT)*

- Several hundred miles WNW of the Azores
- Formation chance through 48 hours: Low (20%)
- Formation chance through 5 days: Low (30%)

National Weather Forecast

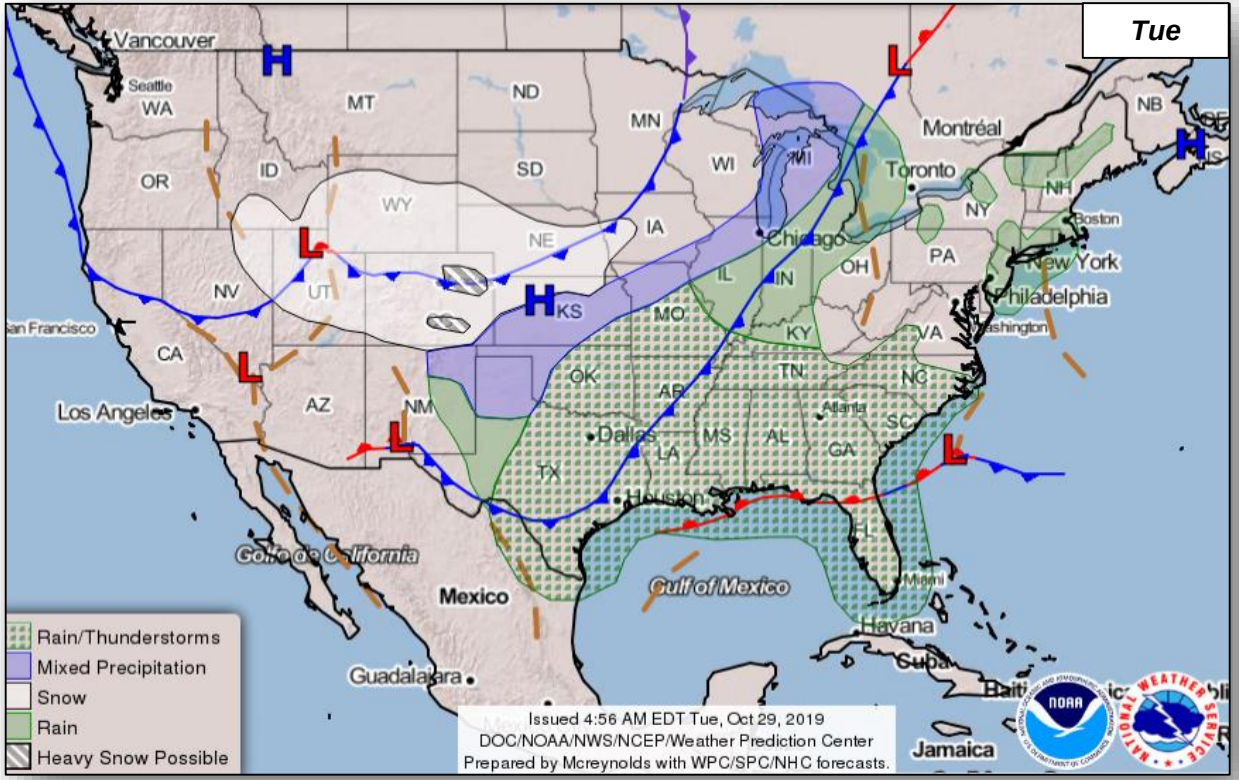

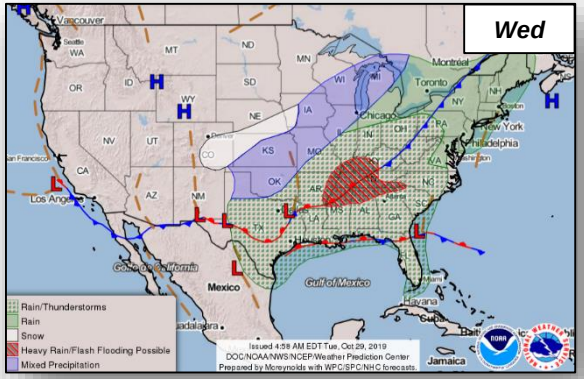

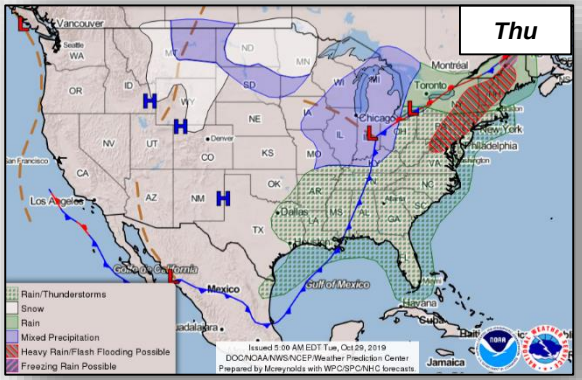

Precipitation & Excessive Rainfall

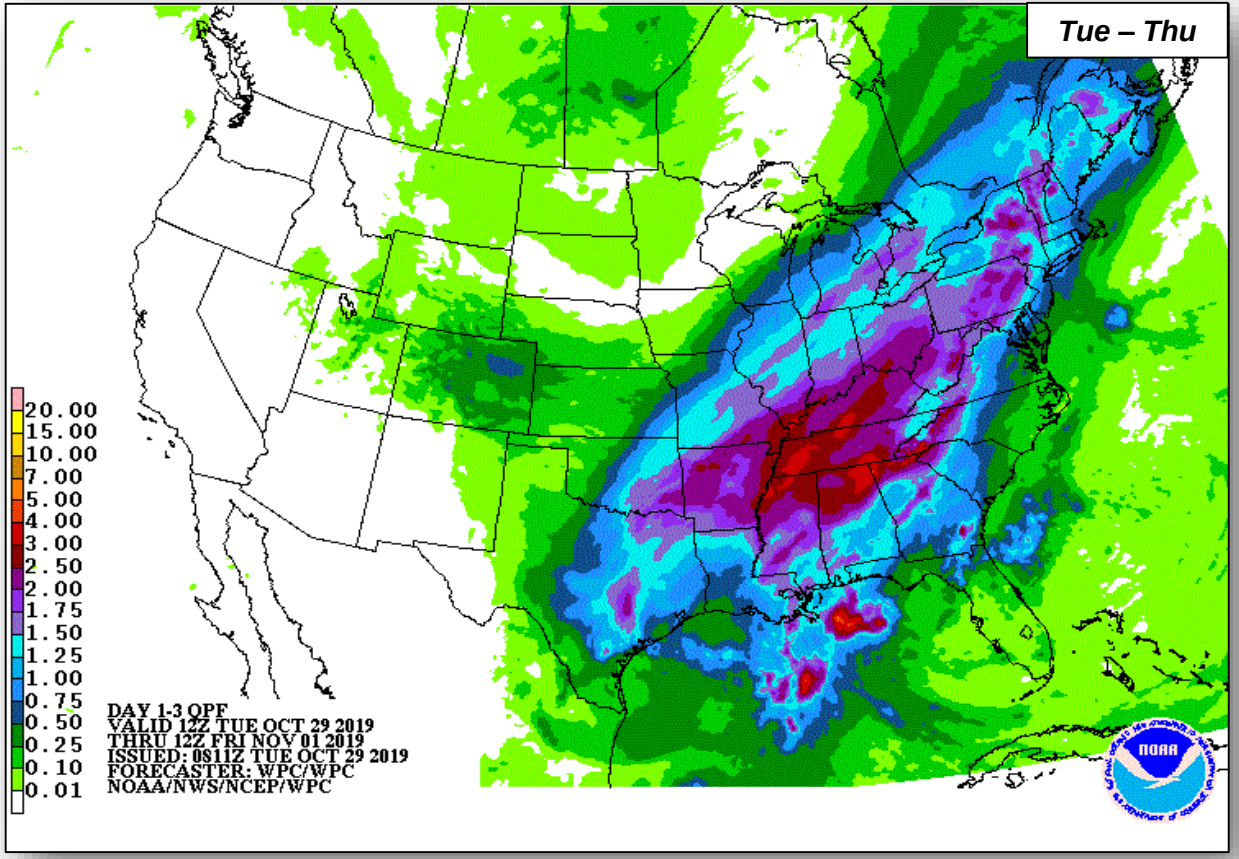

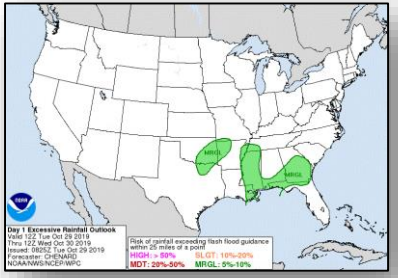

Tue

Wed

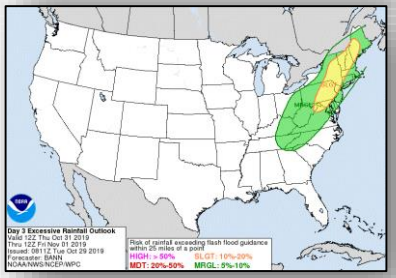

Thu

Fire Weather Outlook

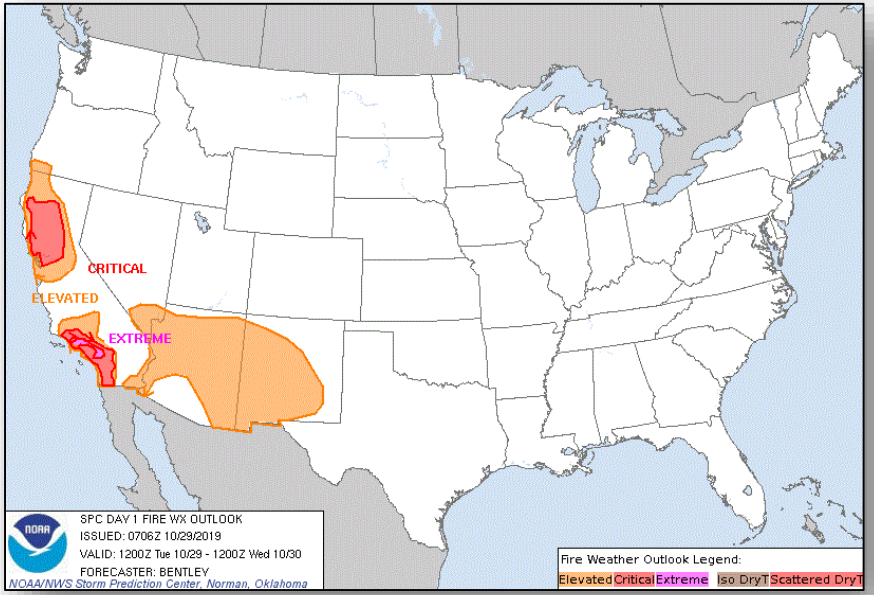

Today

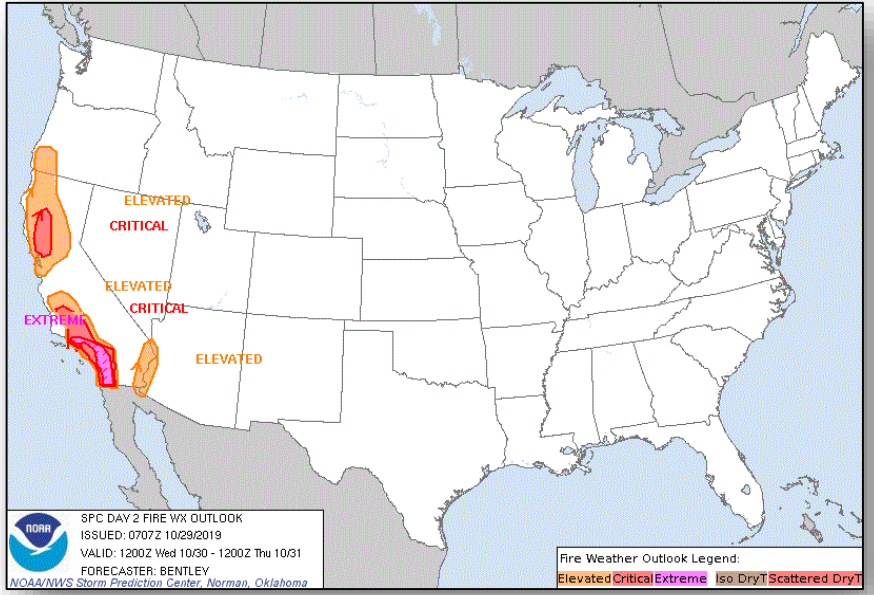

Tomorrow

Hazards Outlook – Oct 31 – Nov 04

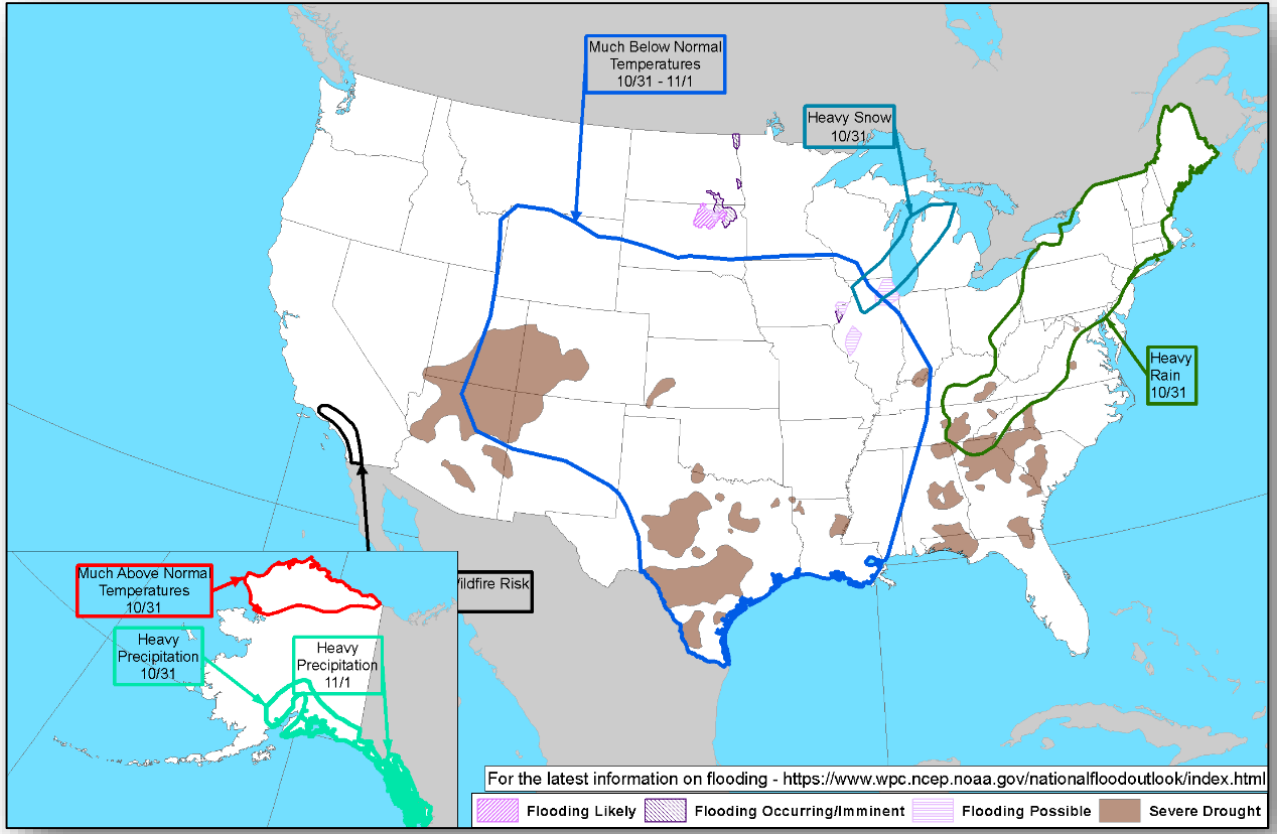

Declaration Request

Declaration: Major Disaster – South Dakota
Requested: Oct 28, 2019

Incident: Severe Storms, Tornadoes, and Flooding
Incident Period: Sept 9 - 26, 2019

Includes:

- **Individual Assistance:** 16 counties
- **Public Assistance:** 19 counties
- **Hazard Mitigation:** Statewide

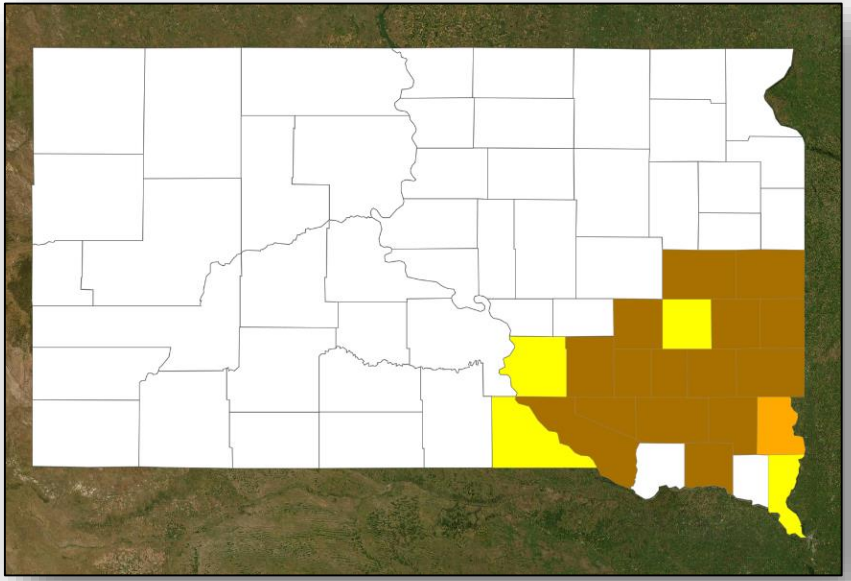

PA
IA & PA
IA

Joint Preliminary Damage Assessments

Region	State / Location	Event	IA/PA	Number of Counties		Start – End
				Requested	Completed	
VI	TX	Severe Weather and Tornadoes October 21, 2019	IA	0	0	N/A
			PA	2	0	10/25 - TBD

Declaration Requests in Process – 2

State / Tribe / Territory – Incident Description	Type	IA	PA	HM	Requested
NE - Severe Storms, Straight-line Winds, Tornadoes, and Flooding	DR	X	X	X	Oct 24
SD - Severe Storms, Tornadoes, and Flooding	DR	X	X	X	Oct 28

Declaration Amendments

Declaration	Number	Issued	Action
4455-DR-WV	1	Oct 24	Appoints Michael Senycz as FCO

FEMA Common Operating Picture

FEMA

FEMA HQ

NWC	NRCC
Monitoring	Blue

FEMA REGIONS

WATCH		RRCC
Monitoring	I	Rostered
Monitoring	II	Rostered
Monitoring	III	Rostered
Monitoring	IV	Rostered
Monitoring	V	Rostered
Monitoring	VI	Rostered
Monitoring	VII	Rostered
Monitoring	VIII	Rostered
Monitoring	IX	Rostered
Monitoring	X	Rostered

Notes:

CA: Wildfires
CO: Wildfires
TX: Normal Operations
TN: Severe Weather

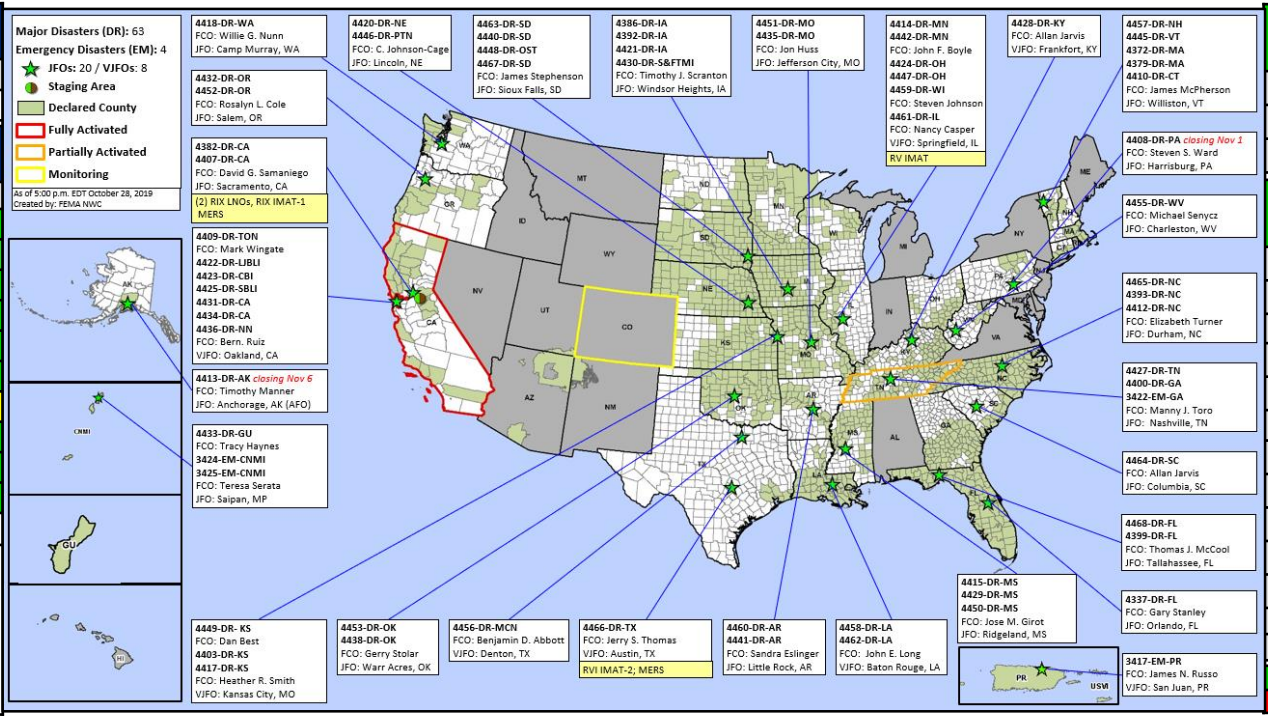

N-IMATs
3 Teams

Red	
Blue	
Gold	

R-IMATs
≥ 7

I	
II	
III	Reconstituting
IV-1	
IV-2	
V	IL
VI-1	
VI-2	TX
VII	1
VIII	2
IX-1	CA
IX-2	
X	3
FMC	*PMC*
NMC	*Deployed*

Team: Status	US&R >66%	MERS >66%	FCOs ≤1 Type 1	FDRCs ≥ 3	IM WORKFORCE
Assigned:	28	36	41	12	13,723 ▲
Unavailable	0	0	2 (-1)	0	3,519 ▲
Deployed:	0	0	34	9 (-1)	5,700 ▼
Available:	**28**	**36**	**5 (+1)**	**3 (+1)**	**4,504 / 33%** ▲

IM CADRE AVAILABILITY SUMMARY
Cadres with 25% or Less Availability

EHP 11% (63/569); ER 21% (15/73); FL 11% (17/158); IT 21% (128/620); PA 10% (260/2,730); SAF 15% (8/54); SEC 25% (33/132)

Public Assistance Grant Program

FEMA

PA Project Worksheets Obligated

in past week, as of 10/28/19 at 1500 EDT

PA Category	Emergency Work		Permanent Work							
	A - Debris Removal	B - Protective Measures	C - Roads & Bridges	D - Water Control Facilities	E - Public Buildings	F - Public Utilities	G - Recreational or Other	H - Fire Management	Z - State Management	Total
Number Of PWs Obligated	44	88	114	9	50	24	40	0	57	**426**
Federal Share Obligated	$17,635,218	$78,080,479	$9,018,414	$21,806,109	$4,870,501	$8,317,138	$3,232,882	$0	$2,191,550	**$145,152,293**

Public Assistance Obligated per Category

10/14/2019 through 10/28/2019

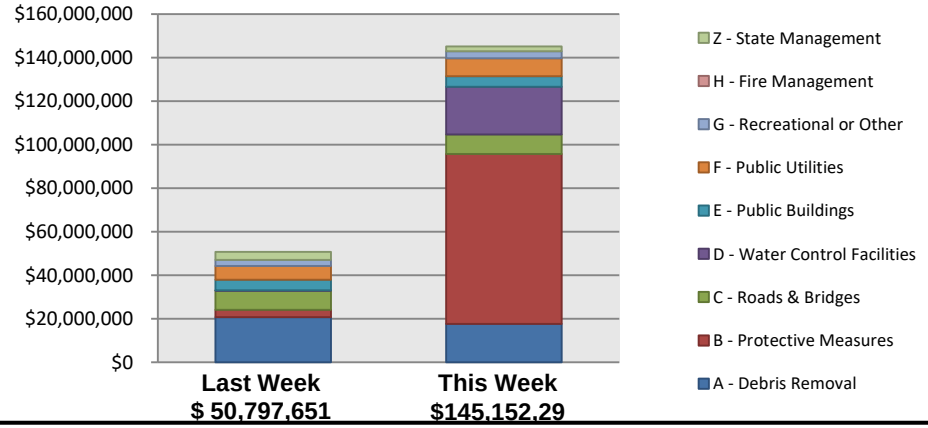

This weeks PA Highlights

- In 4337 - FL
  - $47 Million obligated for Category B – Protective Measure
- In 4399 - FL
  - $26 Million obligated for Category B – Protective Measure
- In 4332 - TX
  - $22 Million obligated for Category D – Water Control Facilities

Direct Housing

Total Households in FEMA Direct Housing per State

Past Year per Week, 10/29/2018 – 10/28/2019, There are currently 1,614 Households Occupying 1,614 Temporary Units

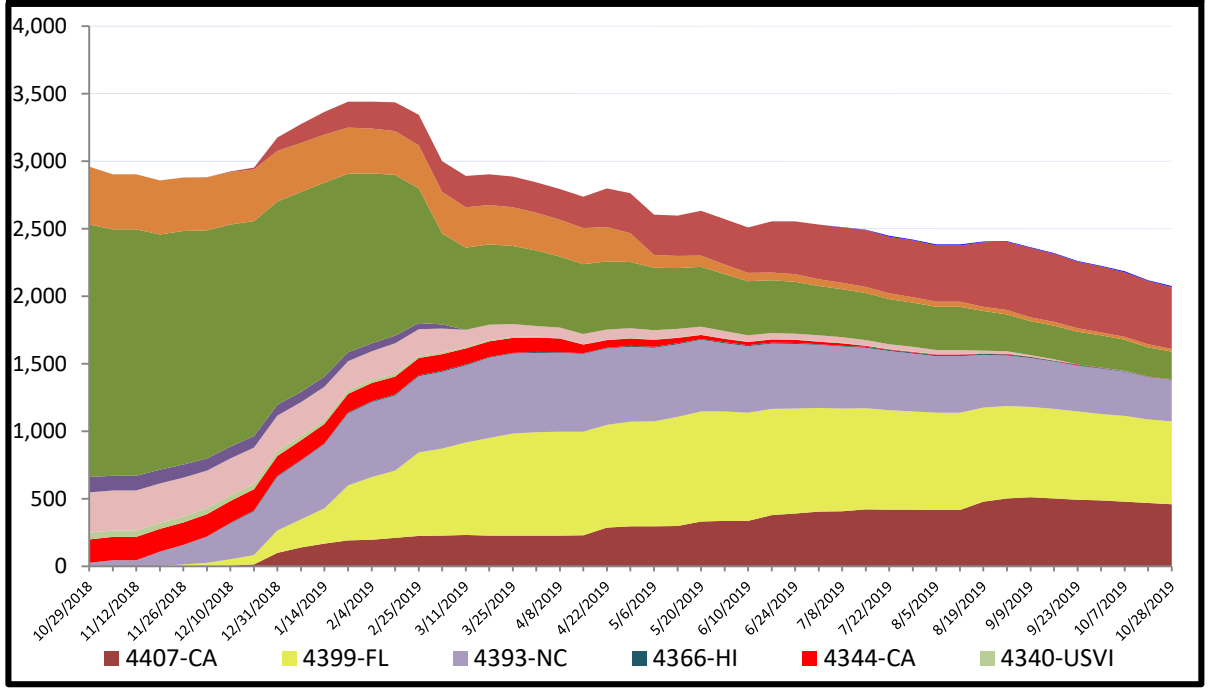

DR	IA Declaration Date	Program End Date	Current # of Households in Direct Housing (Weekly Change)
4421-IA	3/23/2019	9/23/2020	5 (0)
4407-CA	11/12/2018	5/12/2020	461 (-8)
4399-FL	10/11/2018	4/11/2020	613 (-6)
4393-NC	9/14/2018	3/14/2020	307 (-5)
4366-HI	5/11/2018	11/11/2019	4 (0)
4344-CA	10/10/2017	7/10/2019	1 (0)
4340-USVI	9/20/2017	9/7/2019	0 (0)
4339-PR	9/20/2017	9/20/2019	1 (0)
4332-TX	8/25/2017	8/25/2019	203 (-13)
4277-LA	8/14/2016	4/30/2019	19 (-3)

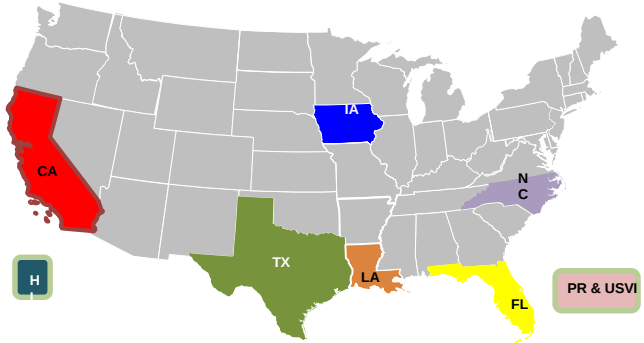

States with Currently Occupied Units

Individual Assistance Activity

	Individuals and Households Program Activity As Of: 10/28/19				
		In Past 7 Days		Cumulative	
		Applicants Approved	Amount Approved	Applicants Approved	Amount Approved
	4429-MS Declared 04-23-2019 End Of Reg Period 11-19-2019				
Open Registration Period	Housing Assistance	17	$115,308.72	160	$732,065.53
	Other Needs Assistance	6	$36,386.50	98	$197,791.99
	Total IHP	$151,695.22		$929,857.52	
	Average IHP			$4,696	
				HA	ONA
	Total Max Grants			3	0
	4466-TX Declared 10-04-2019 End Of Reg Period 12-03-2019				
Open Registration Period	Housing Assistance	2,759	$13,871,552.61	7,507	$43,955,262.20
	Other Needs Assistance	1,103	$2,319,290.47	2,844	$6,350,227.97
	Total IHP	$16,190,843.08		$50,305,490.17	
	Average IHP			$5,918	
				HA	ONA
	Total Max Grants			2	0
Other IHP Active	20 Declarations IHP Programmatically Open - Closed Registration *				
	Housing Assistance	668	$2,140,476.68		
	Other Needs Assistance	191	$273,214.48		
	Total IHP	$2,413,691.16			
	Total IHP Approved in Past Week	$18,756,229.46			

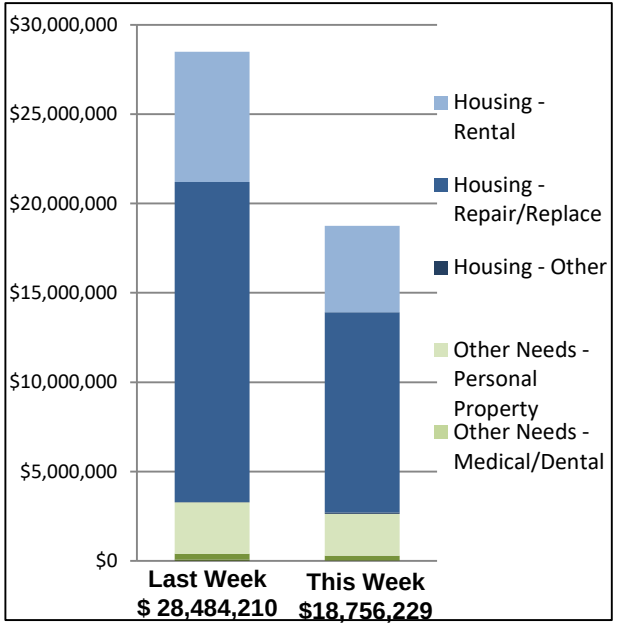

FEMA

FEMA's mission is helping people before, during, and after disasters.

Click here to subscribe to this briefing.