



FEMA

Daily Operations Briefing

Sunday, November 10, 2019

8:30 a.m. EST

National Current Operations & Monitoring



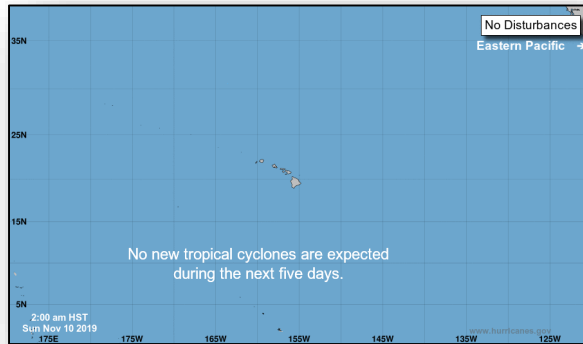
Significant Incidents or Threats: None

Tropical Activity:

- Atlantic: No new tropical cyclones expected during the next five days
- Eastern Pacific: No new tropical cyclones expected during the next five days
- Central Pacific: No new tropical cyclones expected during the next five days
- Western Pacific: No activity affecting U.S. interests

Declaration Activity: None

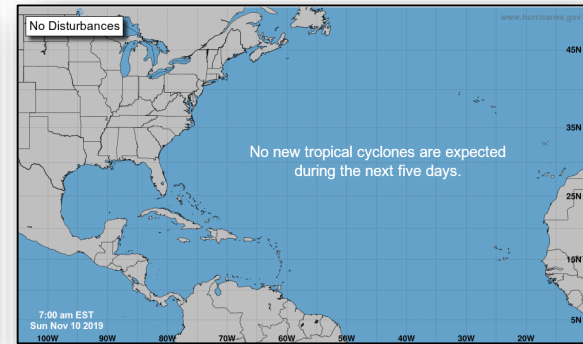
Tropical Outlook – Five Day



Central Pacific



Eastern Pacific

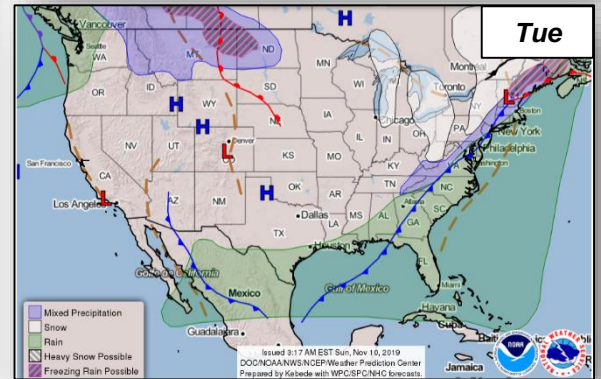
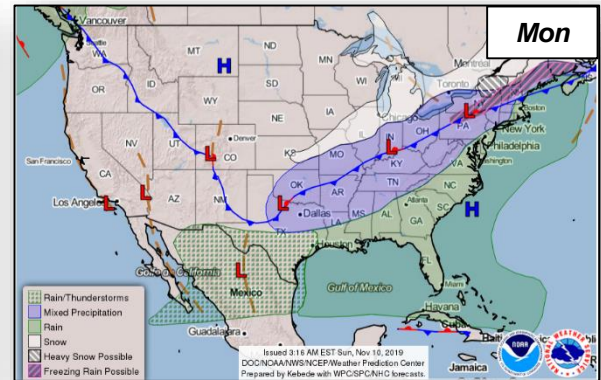
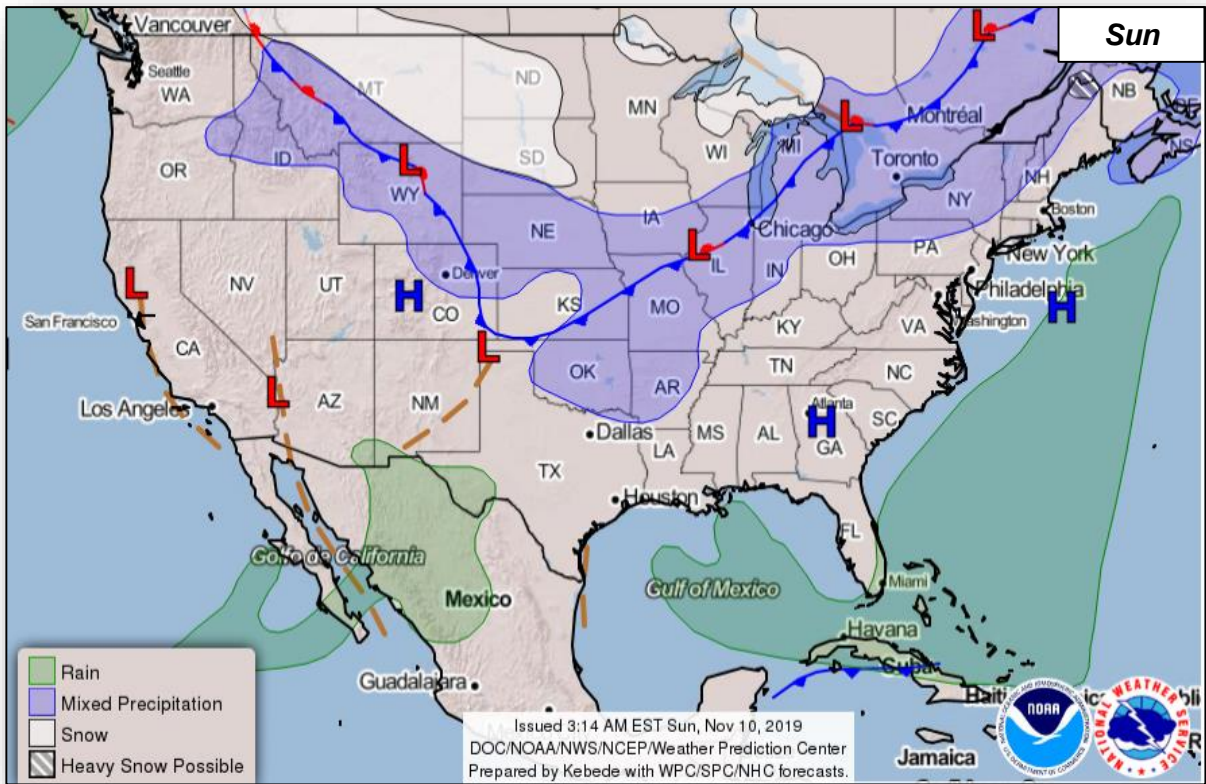


Atlantic

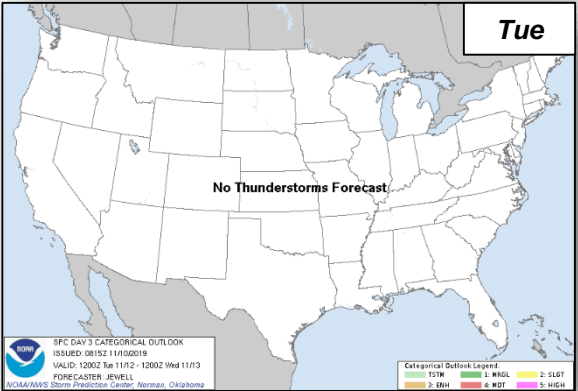
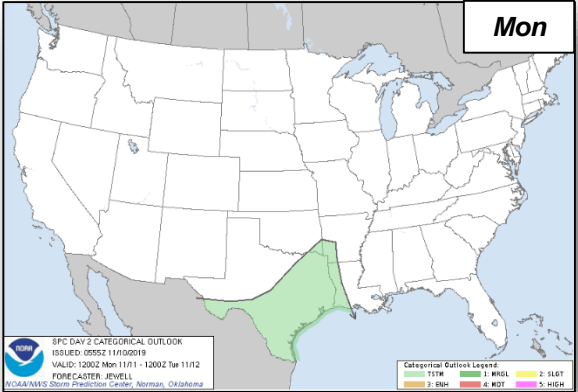
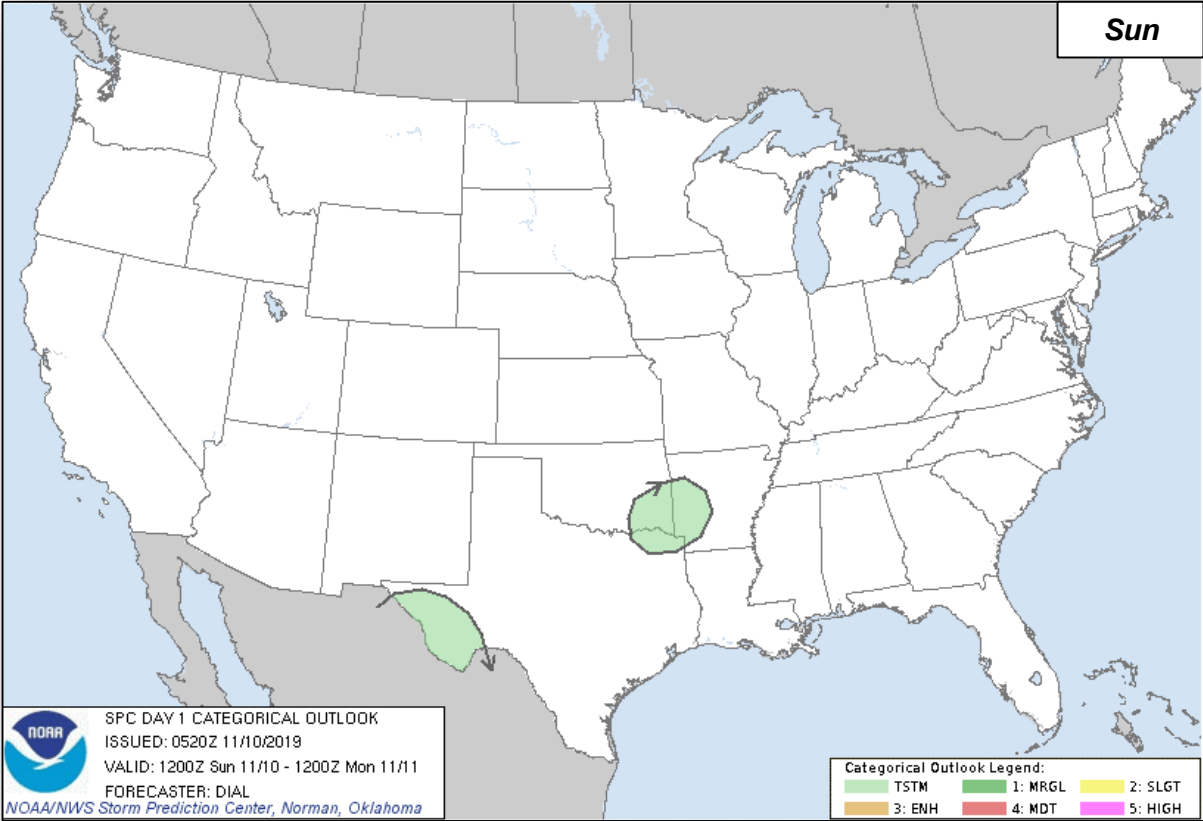
Current Disturbances & 5 Day Cyclone Formation: < 40% | 40-60% | > 60%
 Tropical / Sub-Tropical Cyclone: Depression | Storm | Hurricane | Post-Tropical Cyclone / Remnants

Potential track area: Day 1-3 | Day 4-5 | Watches: Hurricane | Trop Stm | Warnings: Hurricane | Trop Stm | Current wind extent: Hurricane | Trop Stm

National Weather Forecast



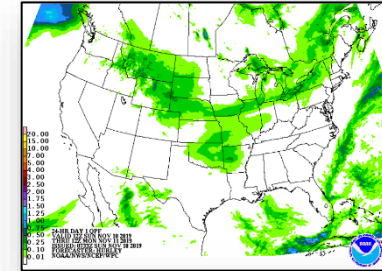
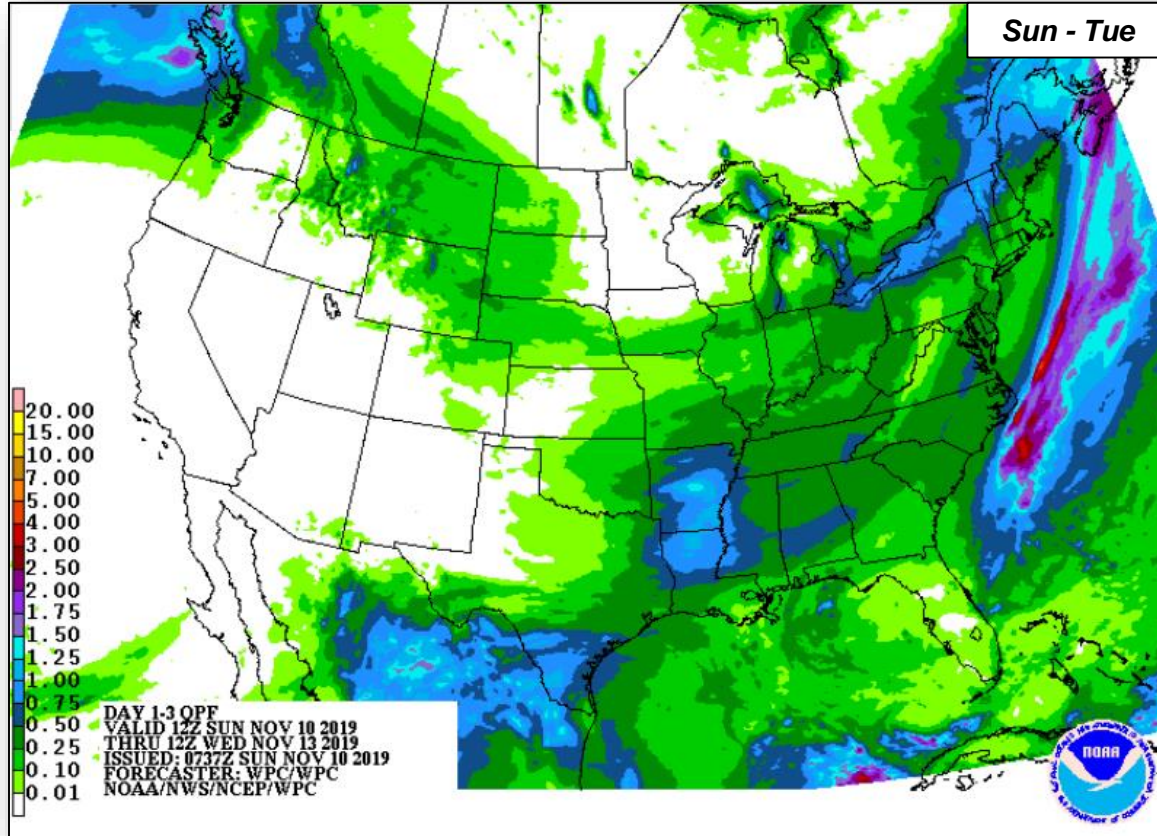
Severe Weather Outlook



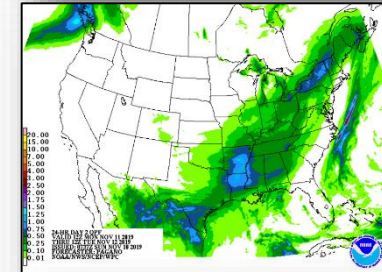
Precipitation & Excessive Rainfall



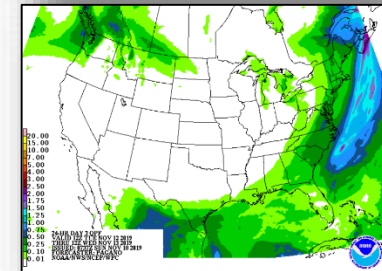
FEMA



Sun

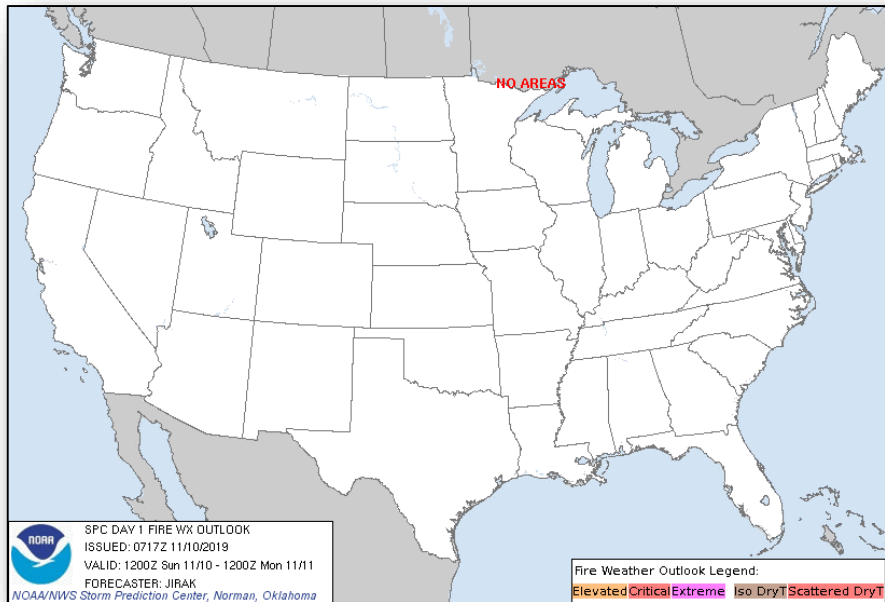


Mon

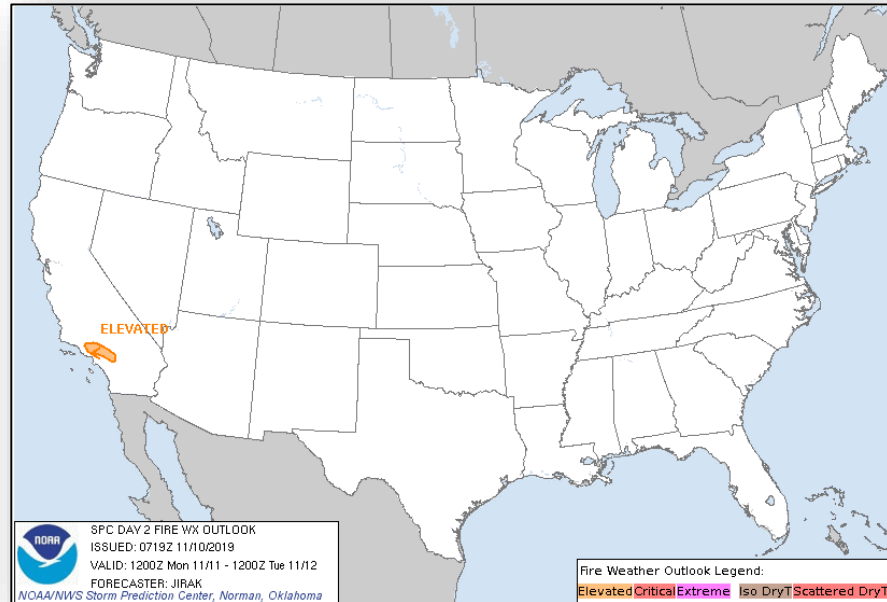


Tue

Fire Weather Outlook

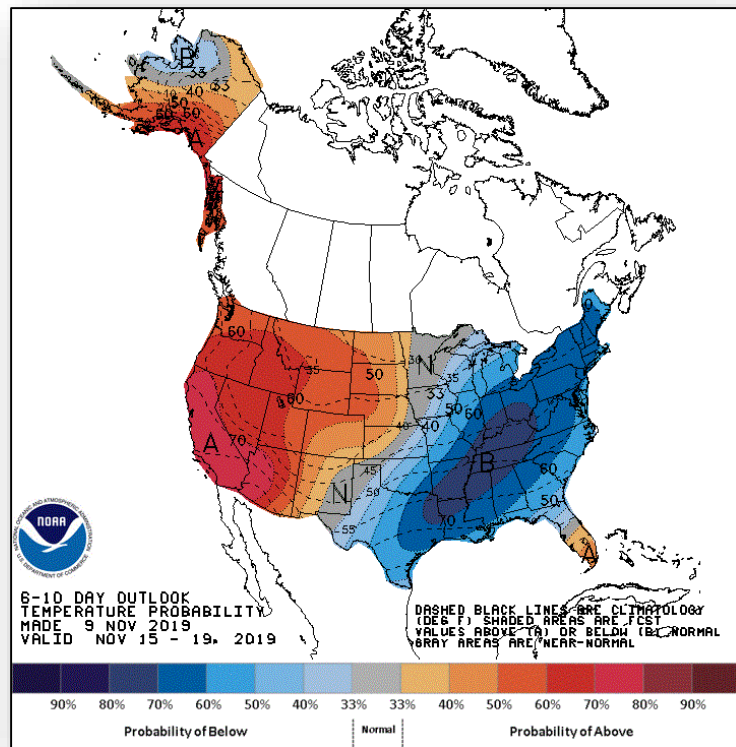


Today

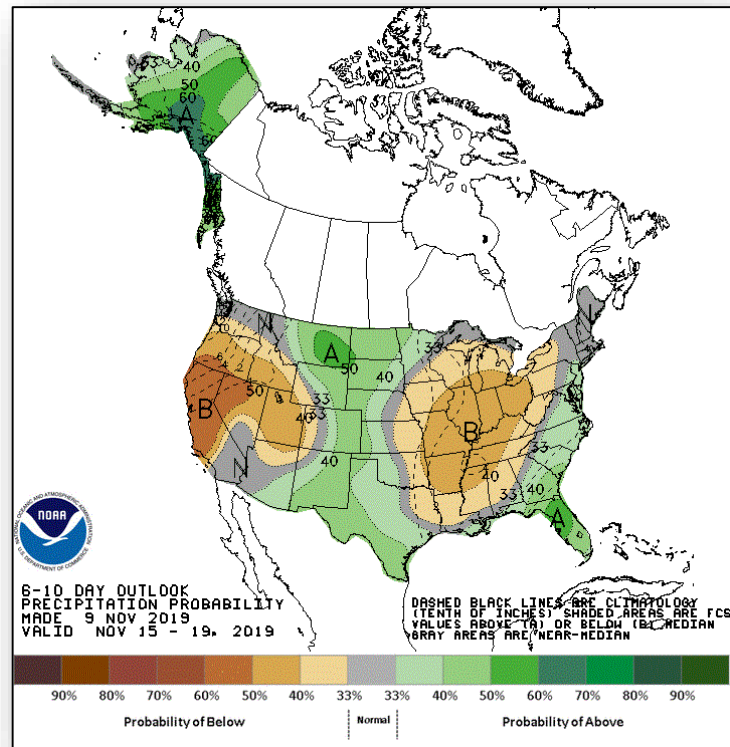


Tomorrow

Long Range Outlooks – Nov 15-19





6-10 Day Temperature Probability



6-10 Day Precipitation Probability

Space Weather

	Space Weather Activity	Geomagnetic Storms	Solar Radiation	Radio Blackouts
Past 24 Hours	None	None	None	None
Next 24 Hours	None	None	None	None
For further information on NOAA Space Weather Scales refer to: http://www.swpc.noaa.gov/noaa-scales-explanation				



Joint Preliminary Damage Assessments



Region	State / Location	Event	IA/PA	Number of Counties		Start – End	
				Requested	Completed		
I	VT	Severe Flooding Oct 31 – Nov 1, 2019	IA	0	0	N/A	
			PA	8	0	11/5 – TBD	
IV	MS	Tropical Storm Olga Oct 26, 2019	IA	0	0	N/A	
			PA	16	0	11/12 – TBD	
	TN		IA	0	0	N/A	
	TN		PA	9	0	11/13 – TBD	
X	AK	Swan Lake Fire (Kenai Pen. Borough) Jun 5, 2019	IA	0	0	N/A	
			PA	1	0	11/12 – TBD	

Declaration Requests in Process – 1



State / Tribe / Territory – Incident Description	Type	IA	PA	HM	Requested
SD - Severe Storms, Tornadoes, and Flooding	DR	X	X	X	Oct 25

FEMA Common Operating Picture



FEMA HQ

NWC

Monitoring

NRCC

GOLD

FEMA REGIONS

WATCH

Monitoring

RRCC

I Rostered

Monitoring

II Rostered

Monitoring

III Rostered

Monitoring

IV Rostered

Monitoring

V Rostered

Monitoring

VI Rostered

Monitoring

VII Rostered

Monitoring

VIII Rostered

Monitoring

IX Rostered

Monitoring

X Rostered

Notes:

CO: Wildfires

TN: Severe Weather

NY: High Winds

Major Disasters (DR): 61

Emergency Disasters (EM): 3

JFOs: 18 / VFOs: 8

Staging Area

Declared County

Fully Activated

Partially Activated

Monitoring

As of 1:00 a.m. EST November 10, 2019

Created by FEMA NWC

4419-DR-WA

FJO: Willie G. Nunn

FJO: Camp Murray, WA

4420-DR-NE

4446-DR-PTN

FJO: C. Johnson-Cage

FJO: Lincoln, NE

4463-DR-SD

4440-DR-SD

4448-DR-OST

4467-DR-SD

FJO: James Stephenson

FJO: Sioux Falls, SD

4386-DR-IA

4392-DR-IA

4421-DR-IA

4430-DR-S&FTMI

FJO: Timothy J. Scranton

FJO: Windsor Heights, IA

4451-DR-MO

4435-DR-MO

FJO: Jon Huss

FJO: Jefferson City, MO

4414-DR-MN

4442-DR-MN

FJO: John F. Boyle

4424-DR-OH

4447-DR-OH

4459-DR-WI

FJO: Steven Johnson

4461-DR-IL

FJO: Nancy Casper

RV IMAT

4428-DR-KY

FJO: Allan Jarvis

FJO: Frankfort, KY

4457-DR-NH

4445-DR-VT

4372-DR-MA

4379-DR-MA

4410-DR-CT

FJO: James McPherson

FJO: Williston, VT

4455-DR-WV

FJO: Michael Senycz

FJO: Charleston, WV

4427-DR-TN

4400-DR-GA

FJO: Manny J. Toro

FJO: Nashville, TN

4465-DR-NC

4393-DR-NC

4412-DR-NC

FJO: Elizabeth Turner

FJO: Durham, NC

4464-DR-SC

FJO: Allan Jarvis

FJO: Columbia, SC

4415-DR-MS

4429-DR-MS

4450-DR-MS

FJO: Jose M. Girot

FJO: Ridgeland, MS

4468-DR-FL

4399-DR-FL

FJO: Gary Thomas J. McCool

FJO: Tallahassee, FL

4337-DR-FL

FJO: Gary Stanley

FJO: Orlando, FL

3417-EM-PR

FJO: James N. Russo

FJO: San Juan, PR

4409-DR-TON

FJO: Mark Wingate

4422-DR-LJBU

4423-DR-CBI

4425-DR-SBLU

4431-DR-CA

4434-DR-CA

4436-DR-NN

FJO: Bern. Ruiz

FJO: Oakland, CA

4433-DR-GU

FJO: Tracy Haynes

3424-EM-CNMI

3425-EM-CNMI

FJO: Teresa Serata

FJO: Saipan, MP

4449-DR-KS

FJO: Dan Best

4403-DR-KS

4417-DR-KS

FJO: Heather R. Smith

FJO: Kansas City, MO

4453-DR-OK

4438-DR-OK

FJO: Benjamin D. Abbott

FJO: Jerry Stolar

FJO: Warr Acres, OK

4456-DR-MCN

FJO: Jerry S. Thomas

FJO: Denton, TX

4466-DR-TX

FJO: Jerry S. Thomas

FJO: Austin, TX

4441-DR-AR

4462-DR-AR

FJO: Sandra Eslinger

FJO: Little Rock, AR

4458-DR-LA

FJO: John E. Long

FJO: Baton Rouge, LA

N-IMATS

3 Teams

Red

Blue

Gold

R-IMATS

> 7

I 2

II

III

IV-1

IV-2

V IL

VI-1

VI-2 TX

VII 1

VIII 3

IX-1 CA

IX-2

X

FMC

NMC

PMC

Deployed

Team:	US&R	MERS	FCOs	FDRCs	IM WORKFORCE
Status	>66%	>66%	≤1 Type 1	=2	
Assigned:	28	35	41	12	13,612
Unavailable	0	0	2	1	3,877
Deployed:	0	1	33	9	5,533
Available:	28	36	6	2	4,202 / 31%

IM CADRE AVAILABILITY SUMMARY

Cadres with 25% or Less Availability

EHP 10% (58/571); FL 13% (22/170); HM 23% (271/1199); IT 21% (130/613); PA 9% (248/2,654); PLAN 24% (97/398); SAF 15% (8/55)



FEMA

**FEMA's mission is helping people
before, during, and after disasters.**

Click [here](#) to subscribe to this briefing.