FEMA

Daily Operations Briefing

Tuesday, December 24, 2019

8:30 a.m. EST

National Current Operations & Monitoring

Significant Incidents or Threats:

- Isolated Thunderstorms, Localized Flooding, and Mountain Snow – Southwest to Southern High Plains

Declaration Activity: None

National Weather Forecast

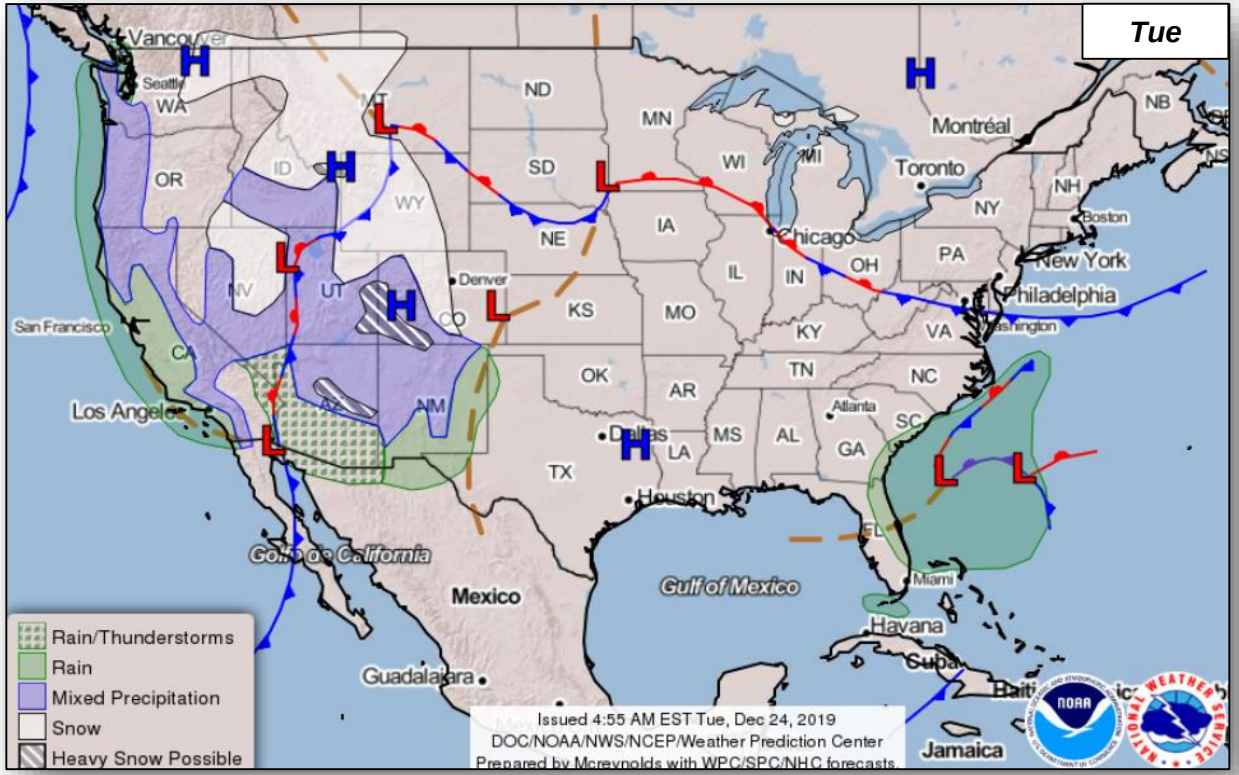

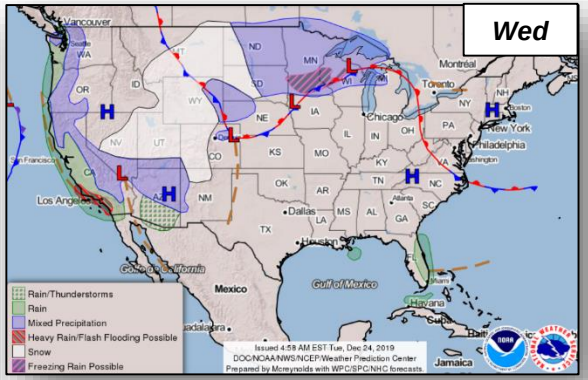

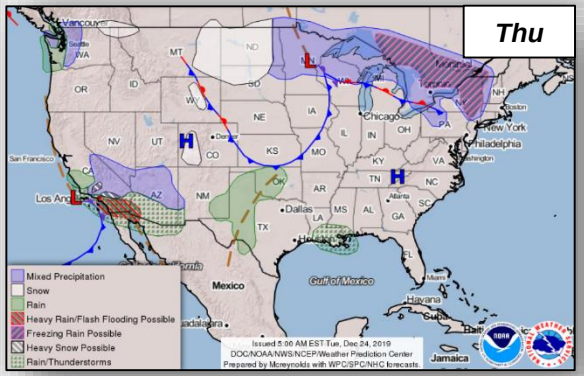

Precipitation & Excessive Rainfall

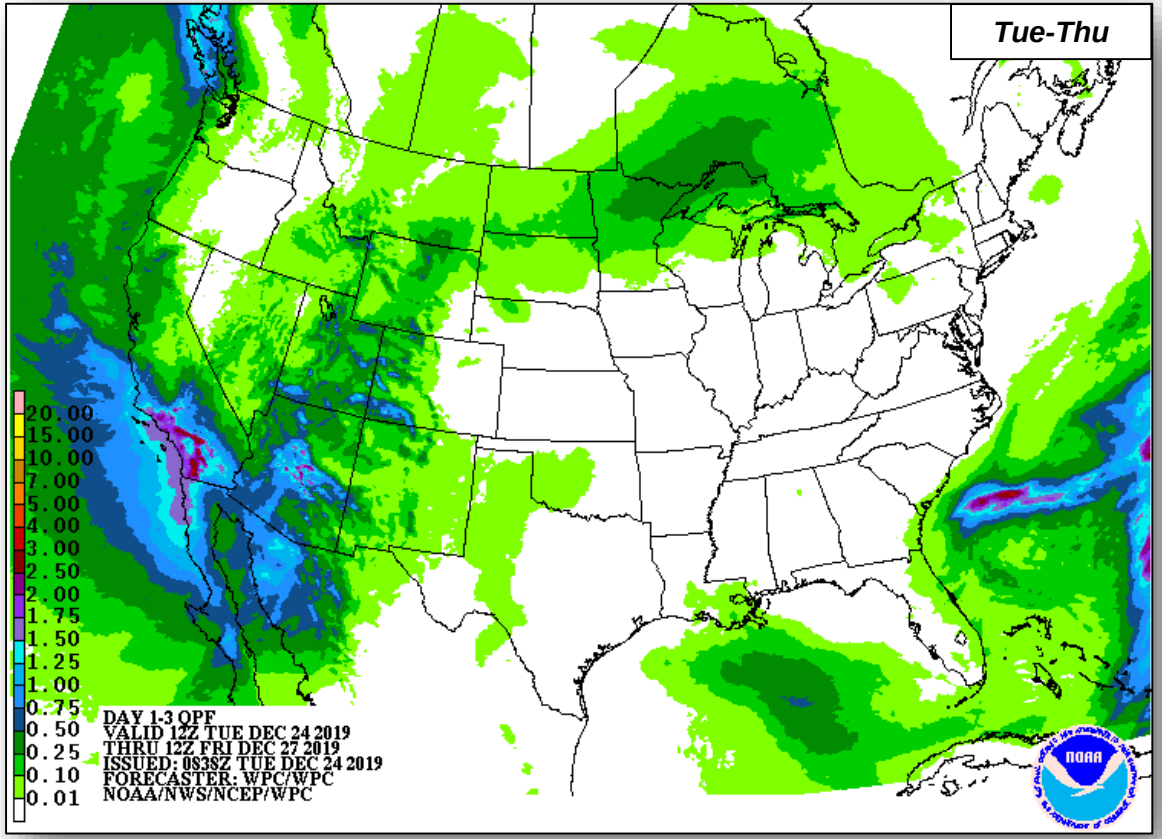

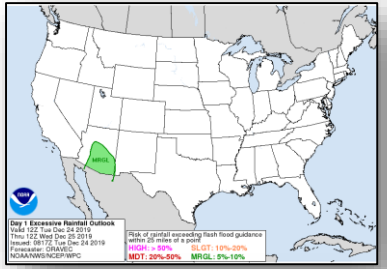

Tue

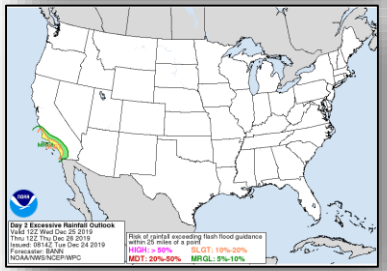

Wed

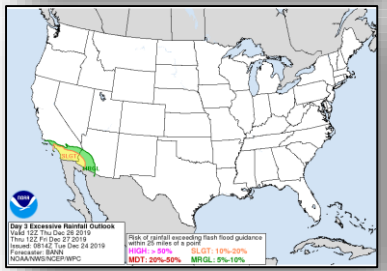

Thu

Hazards Outlook – Dec 26-30

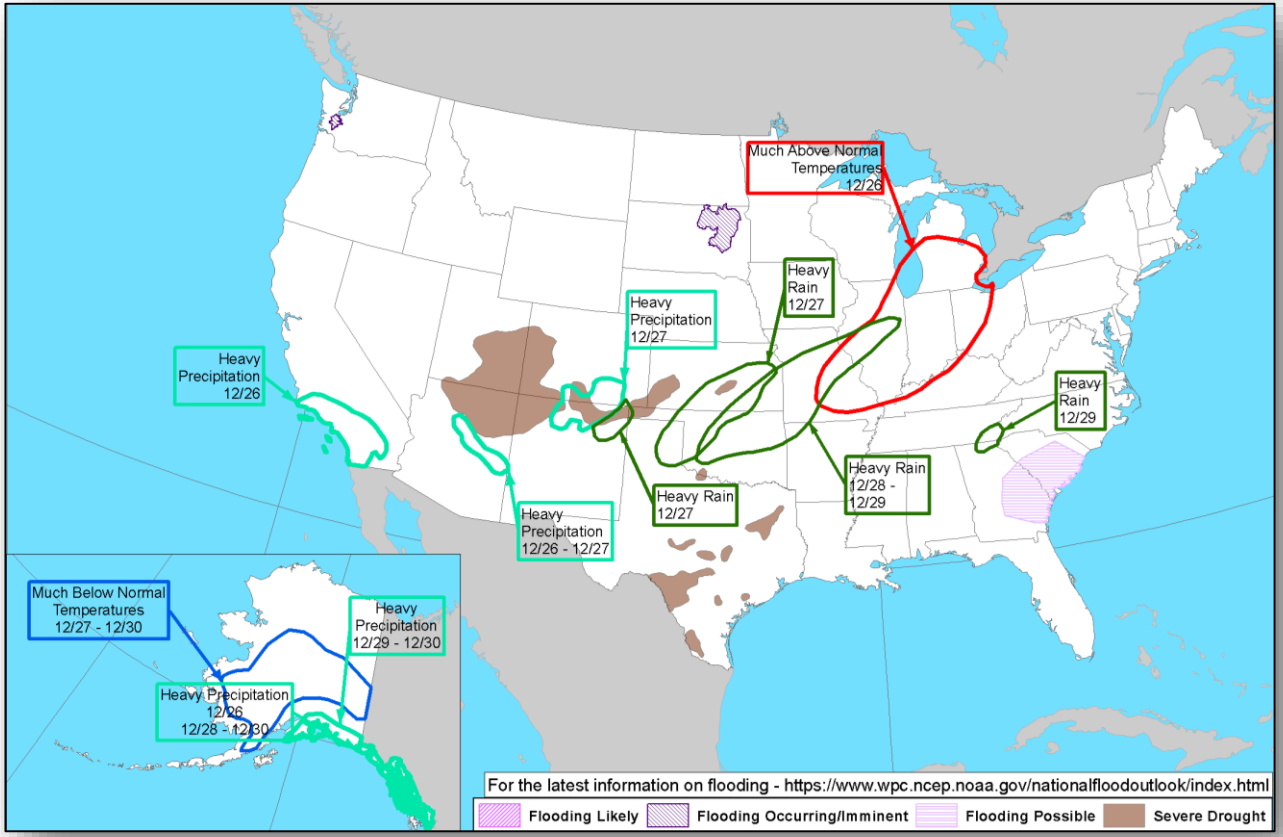

Declaration Requests in Process – 5

State / Tribe / Territory – Incident Description	Type	IA	PA	HM	Requested
AK – Swan Lake Fire	DR		X	X	Nov 25
NE – Severe storms, Tornados, Straight-line, Winds and Flooding (APPEAL)	DR	X	X	X	Oct 21/Dec 4
ND – Flooding	DR		X	X	Dec 13
AR – Severe Storm, Straight-line Winds, and a Tornado	DR		X	X	Dec 18
VT – Severe Storm and Flooding	DR	X	X	X	Dec 20

FEMA Common Operating Picture

FEMA

FEMA HQ	
NWC	*NRCC*
Monitoring	Blue

FEMA REGIONS		
WATCH		*RRCC*
Monitoring	I	Rostered
Monitoring	II	Rostered
Monitoring	III	Rostered
Monitoring	IV	Rostered
Monitoring	V	Rostered
Monitoring	VI	Rostered
Monitoring	VII	Rostered
Monitoring	VIII	Rostered
Monitoring	IX	Rostered
Monitoring	X	Rostered

Notes:

AS: Measles Outbreak
PR: Fire
LA: Severe Weather

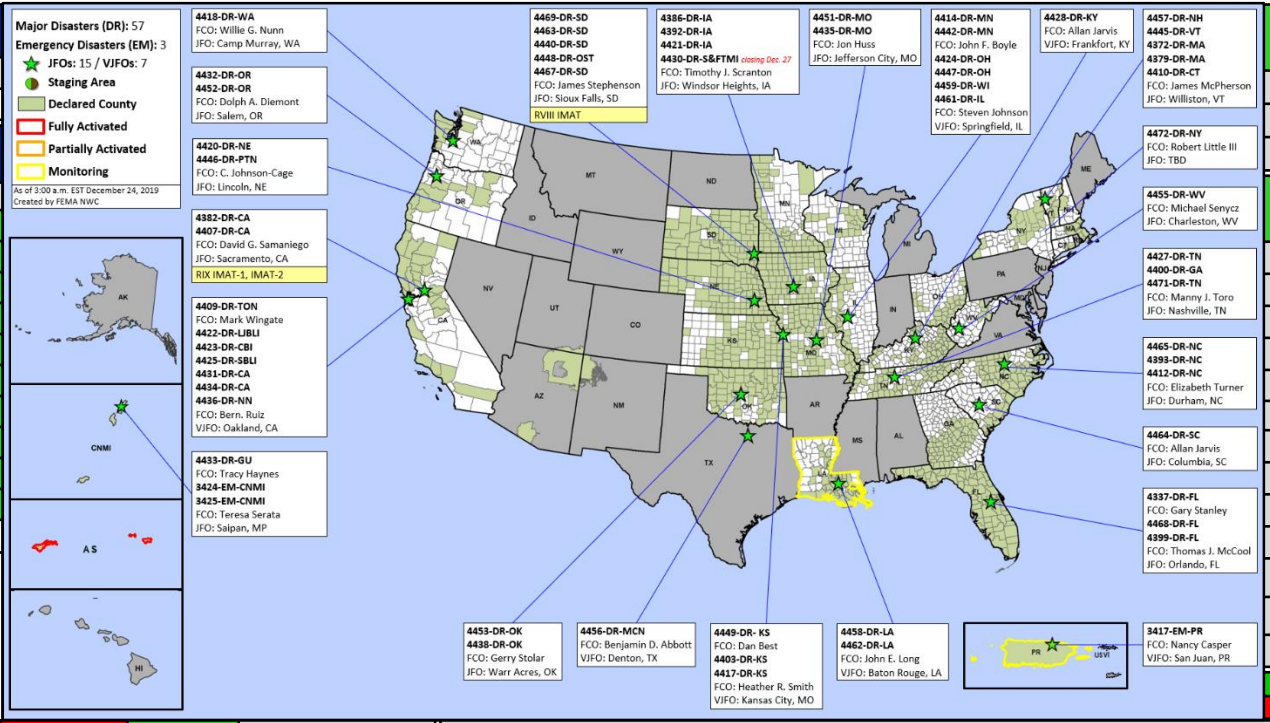

N-IMATs	
3 Teams	
Red	
Blue	
Gold	

R-IMATs	
≥ 7 Teams	
I	1
II	
III	
IV-1	
IV-2	3
V	23
VI-1	
VI-2	
VII	
VIII	SD
IX-1	CA
IX-2	CA
X	

FMC	*PMC*
NMC	*Deployed*

Team: *Status*	US&R *>66%*	MERS *>66%*	FCOs *≤ 1 Type I*	FDRCs ≥3	IM WORKFORCE
Assigned:	28	36	42 (-1)	11	13,848 (NC)
Unavailable	0	0	4 (+1)	0	4,607 ▲
Deployed:	0	0	28 (- 4)	7	4,528 ▲
Available:	**28**	**36**	**10 (+2)**	**4**	**4,713 / 34%** ▼

IM CADRE AVAILABILITY SUMMARY
Cadres with 25% or Less Availability

EHP 14% (84/594); FL 20% (31/158); HM 24% (289/1,215); PA 12% (353/2,884); SAF 22% (13/58); SEC 22% (30/134)

Public Assistance Grant Program

FEMA

PA Project Worksheets Obligated

in past week, as of 12/23/19 at 1500 EDT

	Emergency Work		Permanent Work							
PA Category	A - Debris Removal	B - Protective Measures	C - Roads & Bridges	D - Water Control Facilities	E - Public Buildings	F - Public Utilities	G - Recreational or Other	H - Fire Management	Z - State Management	Total
Number Of PWs Obligated	54	93	208	18	49	53	38	0	77	**590**
Federal Share Obligated	$7,215,990	$9,453,072	$19,502,631	$1,846,907	$4,282,396	$7,111,986	$14,813,440	$0	$4,147,683	**$68,374,105**

Public Assistance Obligated per Category

12/09/2019 through 12/23/2019

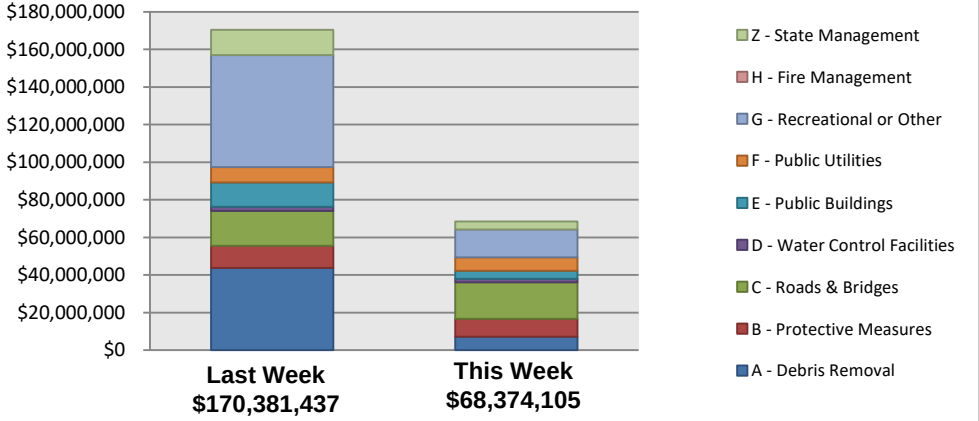

This weeks PA Highlights

- In 4393 - NC
  - $12 Million obligated for Category G – Recreational or Other
  - $2 Million obligated for Category A – Debris Removal
- In 4418 - WA
  - $3 Million obligated for Category F – Public Utilities
- In 4420 - NE
  - $2 Million obligated for Category C – Roads and Bridges

Direct Housing

Total Households in FEMA Direct Housing per State

Past Year per Week, 12/31/2018 – 12/23/2019, There are currently 1,375 Households Occupying 1,375 Temporary Units

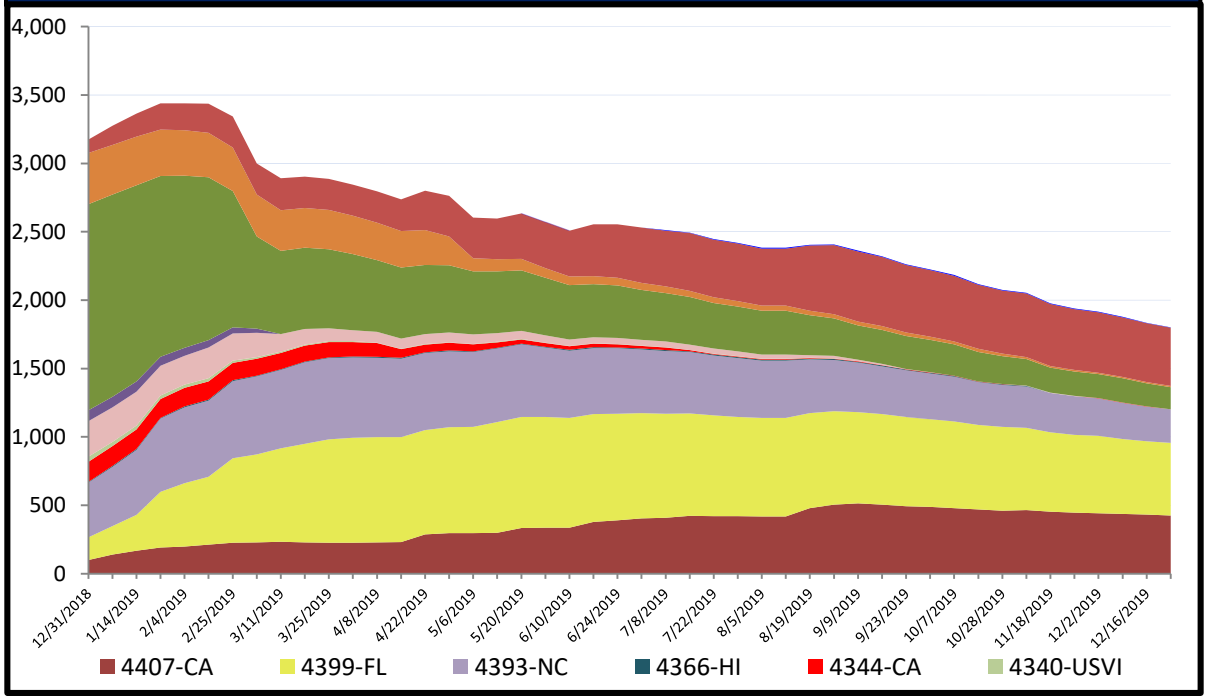

DR	IA Declaration Date	Program End Date	Current # of Households in Direct Housing (Weekly Change)
4421-IA	3/23/2019	9/23/2020	2 (-1)
4407-CA	11/12/2018	5/12/2020	426 (-5)
4399-FL	10/11/2018	4/11/2020	531 (-6)
4393-NC	9/14/2018	3/14/2020	244 (-9)
4344-CA	10/10/2017	7/10/2019	1 (0)
4339-PR	9/20/2017	9/20/2019	1 (0)
4332-TX	8/25/2017	8/25/2019	161 (-7)
4277-LA	8/14/2016	4/30/2019	9 (0)

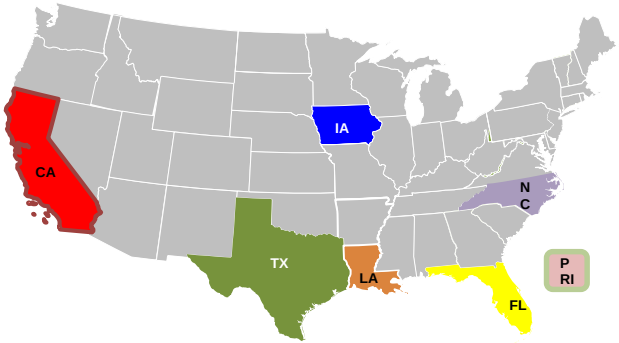

States with Currently Occupied Units

NPSC Call Activity

FEMA

NPSC Call Activity in the Past Week

12/15/2019 through 12/21/2019

Call Type	Projected Calls	Actual Calls
Registration Intake:	*451*	*477*
Helpline:	*4,164*	*3,861*
Combined:	***4,615***	**4,338**

NPSC Call Forecasting and Actual Calls Over the Past 4 Weeks

11/24/2019 through 12/21/2019

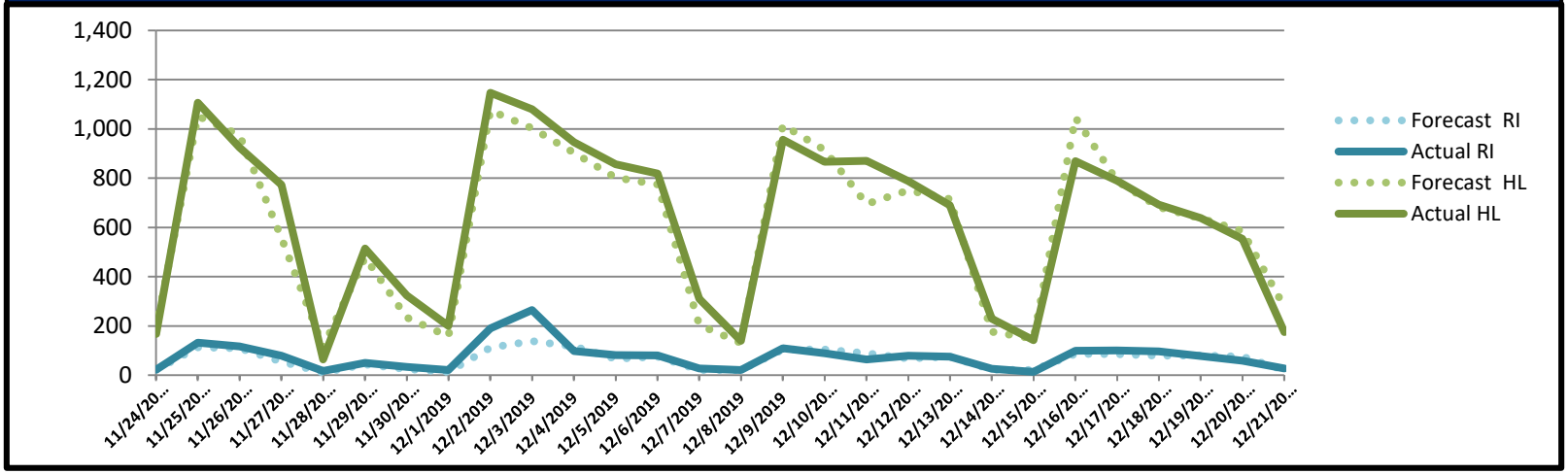

Individual Assistance Activity

FEMA

	Individuals and Households Program Activity As Of: 12/23/19				
		In Past 7 Days		Cumulative	
		Applicants Approved	Amount Approved	Applicants Approved	Amount Approved
	4469-SD Declared 11-18-2019 End Of Reg Period 01-17-2020				
Open Registration Period	Housing Assistance	155	$478,884.94	774	$3,351,681.43
	Other Needs Assistance	83	$65,387.79	371	$308,748.98
	Total IHP	*$544,272.73*		*$3,660,430.41*	
	Average IHP			*$3,754*	
	Total Max Grants			*HA*	*ONA*
				1	*0*
Other IHP Active	23 Declarations IHP Programmatically Open - Closed Registration *				
	Housing Assistance	336	$1,160,722.61		
	Other Needs Assistance	125	$253,447.00		
	Total IHP	*$1,414,169.61*			
	Total IHP Approved in Past Week	*$1,958,442.34*			

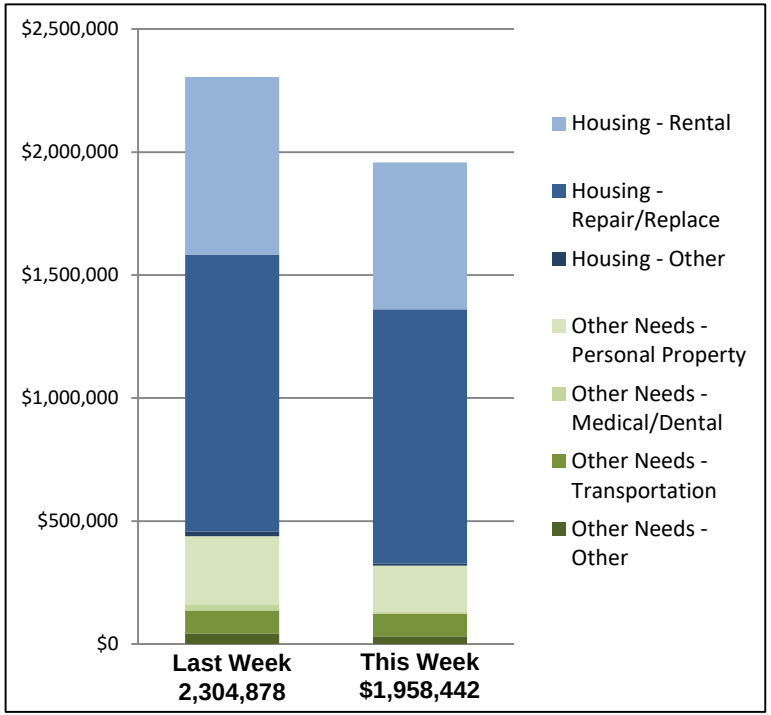

FEMA

FEMA’s mission is helping people before, during, and after disasters.

Click here to subscribe to this briefing.