



FEMA

Daily Operations Briefing

Friday, April 3, 2020

8:30 a.m. ET

National Current Operations & Monitoring



FEMA

Significant Incidents or Threats:

- COVID-19
- Freezing rain possible – Southern Plains to Upper Mississippi Valley
- Severe thunderstorms possible – Southern Plains

Declaration Activity:

- Approval: Major Disaster Declaration – VA, USVI, TN
- Requests: Major Disaster Declaration – MS, NM, OK, SD

COVID-19 Update



Situation: FEMA and HHS continue to work requirements supporting state, tribal, and territorial requests.

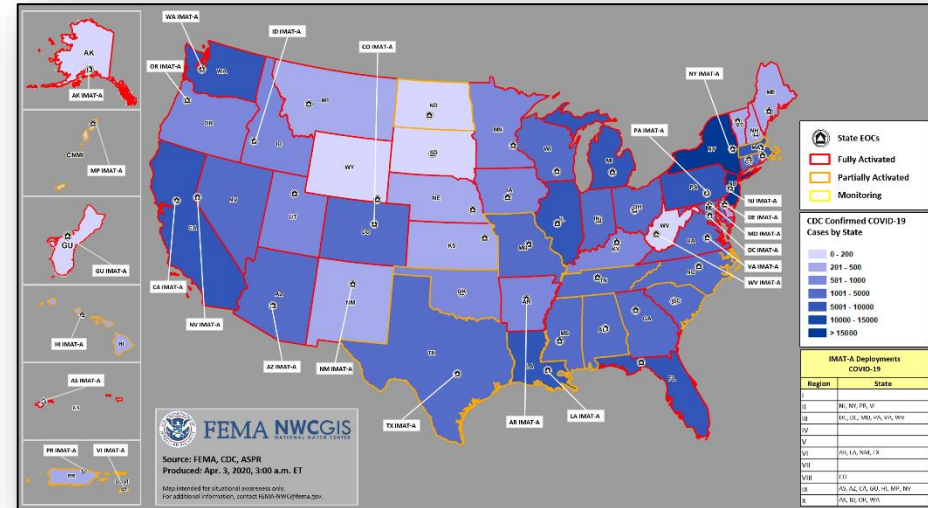
- All 50 states, the District of Columbia, 5 territories, and 20(+2) tribal nations are working directly with FEMA under the nationwide emergency declaration (COVID-19 SLB, as of 5:00 p.m. ET Apr 1)
- FEMA is working with HHS to allocate and deliver key resources from the Strategic National Stockpile, and coordinating with USACE on the build-out of alternate care sites with significant expansion capability
- FEMA continues to work with industry partners on producing, allocating, and distributing PPE and ventilators as quickly as possible
- FEMA Regional Administrators, governors, tribal leaders, state emergency managers, and state public health officials continue to fight the COVID-19 pandemic

State / Local Response:

- All State / Territory EOCs activated
- 31 (+1) states and 12 tribes have issued shelter-in-place orders (COVID-19 SLB, as of 5:00 p.m. ET Apr 2)
- 4 additional Major Disaster Declaration Requests submitted (MS, NM, OK, SD)
- National Guard Bureau (COVID-19 SLB, as of 5:00 p.m. ET Apr 1)
 - Title 32 Status Approved 14
 - Title 32 Status Requested 27

FEMA / Federal Response:

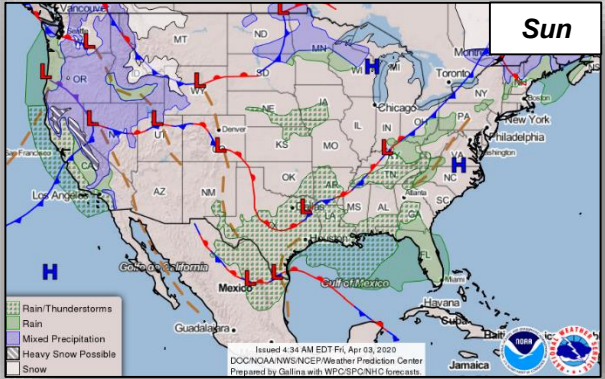
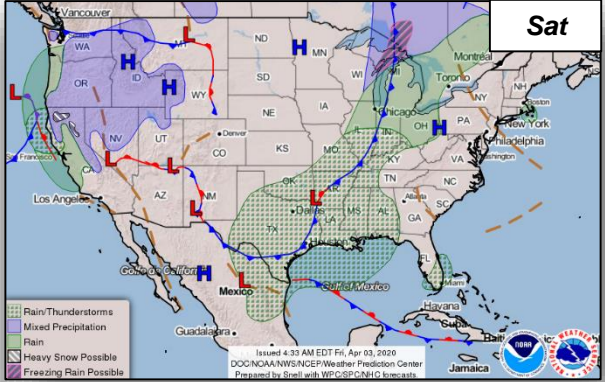
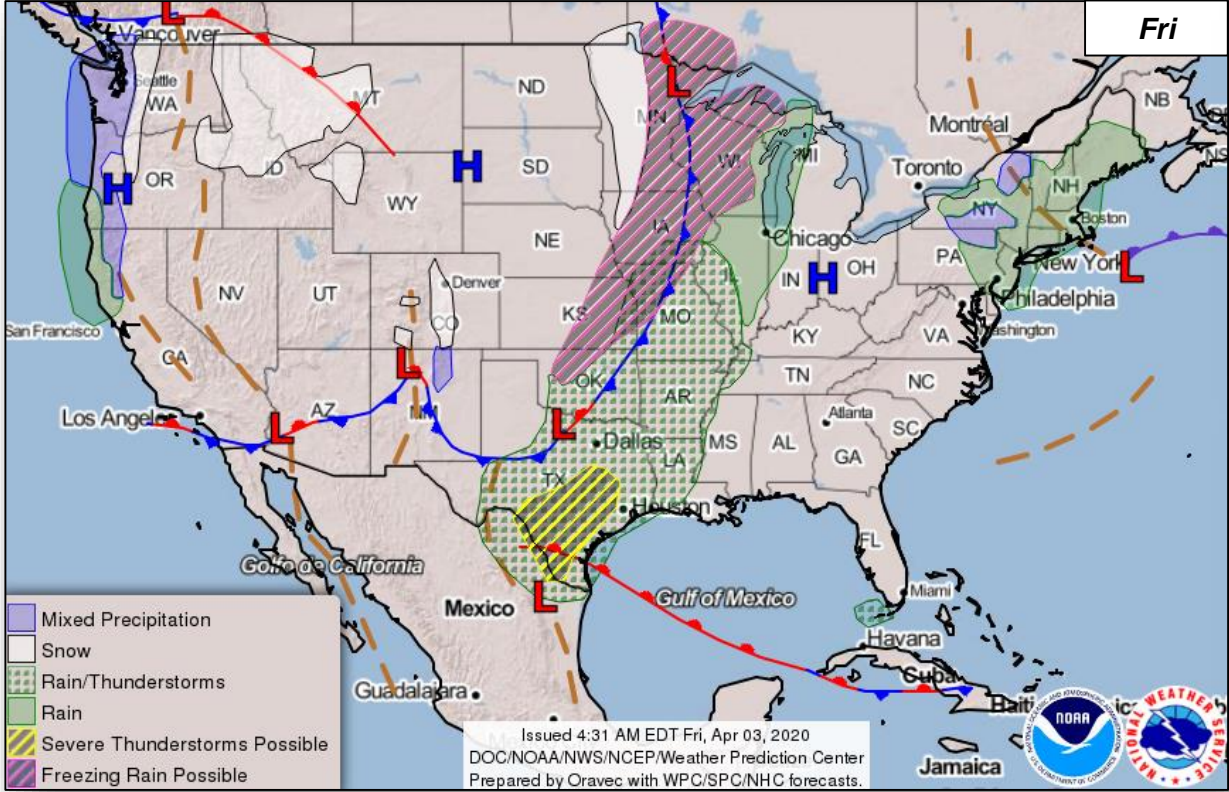
- NRCC: Level I in unified effort with HHS SOC; All RRCs activated
- IMAT-A teams deployed to 26 states; 37 LNOs deployed to state, territories, and tribes
- Casualty Management Task Force (CMTF) activated within the NRCC, consisting of subject matter experts from HHS, FEMA, DOD, ESF14, and ESF-15
- USNS Comfort arrived in NYC: 2 beds filled; USNS Mercy hospital ship is in Port of Long Beach, CA: 12 beds filled (HHS/FEMA COVID-19 SLB, as of 5:00 p.m. ET Apr 2)
- 35 (+3) Major Disaster Declarations approved and 14 (+1) Major Disaster Declarations in process
- Eight task forces, jointly led by HHS and FEMA, continue work on assigned focus areas
- DoD deployed two Navy Expeditionary Medical facilities; one each to TX and LA (USNORTHCOM, as of 2:59 p.m. ET Mar 30)



| COVID-19 Cases | Confirmed | Deaths |
|----------------|-------------------|-----------------|
| United States | 244,811 (+29,314) | 5,531 (+967) |
| Worldwide | 823,626 (+72,112) | 45,525 (+4,927) |

(COVID-19 Response update, as of 6:56 a.m. ET, Apr 2)

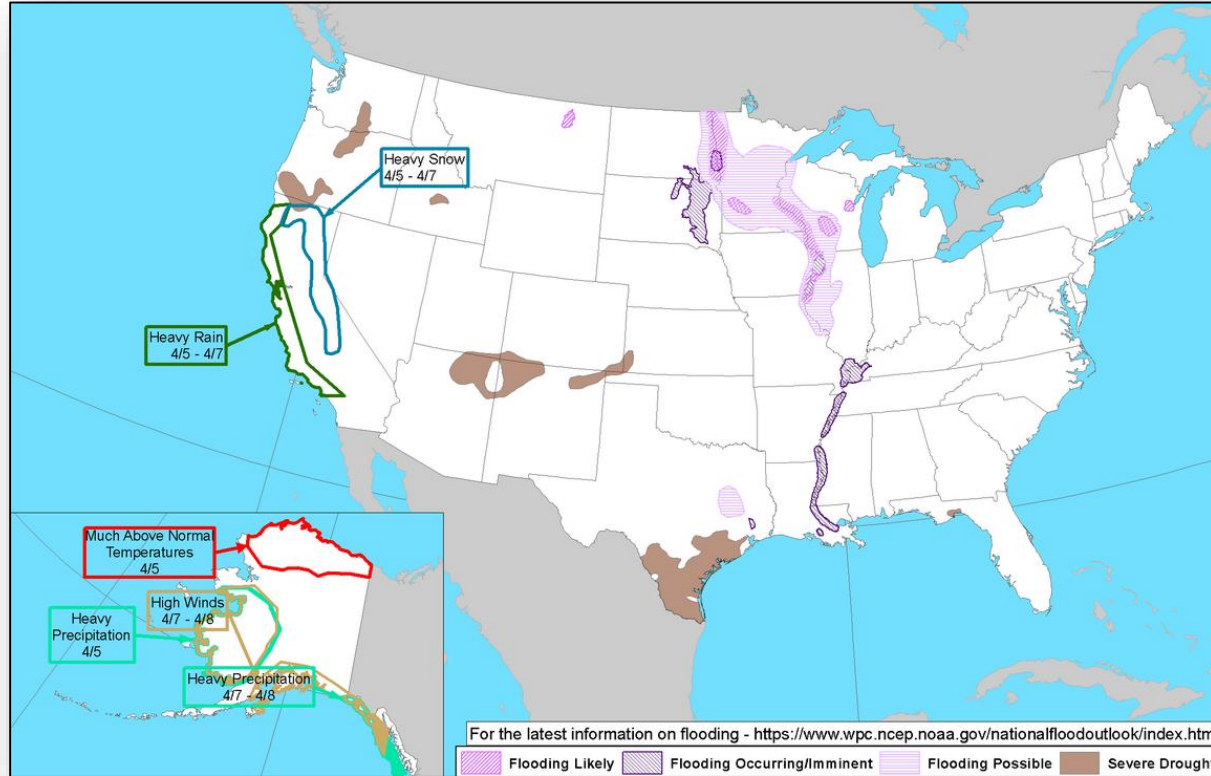
National Weather Forecast



Hazards Outlook – Apr 5-9



FEMA

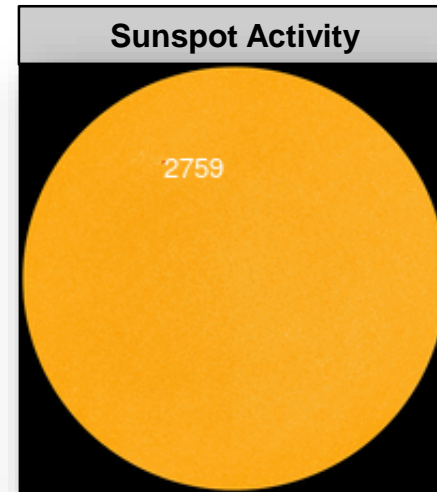



Space Weather



FEMA

| | Space Weather Activity | Geomagnetic Storms | Solar Radiation | Radio Blackouts |
|--|------------------------|--------------------|-----------------|-----------------|
| Past 24 Hours | None | None | None | None |
| Next 24 Hours | None | None | None | None |
| For further information on NOAA Space Weather Scales refer to: http://www.swpc.noaa.gov/noaa-scales-explanation | | | | |



Joint Preliminary Damage Assessments



FEMA

| Region | State / Location | Event | IA/PA | Number of Counties | | Start – End |
|--------|------------------|--|-------|--------------------|-----------|-------------|
| | | | | Requested | Completed | |
| IV | GA | Severe weather, flooding, tornadoes and straight-line winds Mar 3-5 | IA | 0 | 0 | N/A |
| | | | PA | 34 | 33 (+2) | 3/23 – TBD |

Declaration Approved



FEMA

Declaration: Major Disaster FEMA-4512-DR-VA
Requested: March 30, 2020

Approved: April 2, 2020

Incident: COVID-19 Pandemic

Incident Period: January 20, 2020 and continuing

Provides:

- **IA:** Under review
- **PA:** Emergency protective measures (Category B) not authorized under other Federal statutes, including direct federal assistance at 75 percent federal funding statewide
- **Hazard Mitigation:** Under review

FCO: MaryAnn Tierney



Declaration Approved



FEMA

Declaration: Major Disaster FEMA-4513-DR-USVI

Requested: March 27, 2020

Approved: April 2, 2020

Incident: COVID-19 Pandemic

Incident Period: January 20, 2020 and continuing

Provides:

- **IA:** Under review
- **PA:** Emergency protective measures (Category B) not authorized under other Federal statutes, including direct federal assistance at 75 percent federal funding for all islands in the territory
- **Hazard Mitigation:** Under review

FCO: William L. Vogel



Declaration Approved



FEMA

Declaration: Major Disaster FEMA-4514-DR-TN

Requested: March 29, 2020

Approved: April 2, 2020

Incident: COVID-19 Pandemic

Incident Period: January 20, 2020 and continuing

Provides:

- **IA:** Under review
- **PA:** Emergency protective measures (Category B) not authorized under other Federal statutes, including direct federal assistance at 75 percent federal funding statewide
- **Hazard Mitigation:** Under review

FCO: Gracia B. Szczech



■ PA

Declaration Request



Declaration: Major Disaster – Mississippi

Requested: April 1, 2020

Incident: COVID-19 Pandemic

Incident Period: January 20, 2020 and continuing

Includes:

- **IA:** All programs statewide
- **PA:** Emergency protective measures (Category B), including direct Federal assistance, statewide
- **Hazard Mitigation:** Statewide



 **IA & PA**

Declaration Request



FEMA

Declaration: Major Disaster – New Mexico

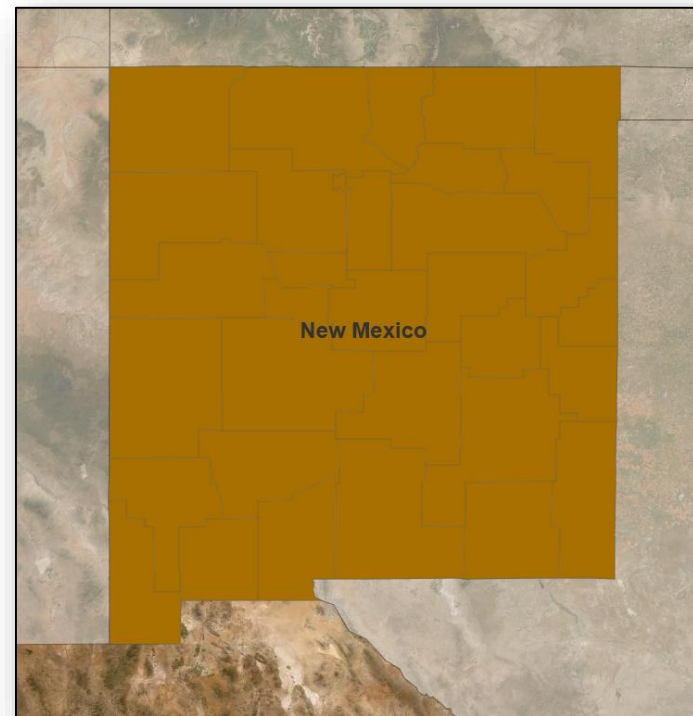
Requested: April 2, 2020

Incident: COVID-19 Pandemic

Incident Period: January 20, 2020 and continuing

Includes:

- **IA:** All programs (to include D-SNAP) statewide
- **PA:** Emergency protective measures (Category B), including direct Federal assistance, statewide
- **Hazard Mitigation:** Statewide



■ IA & PA

Declaration Request



FEMA

Declaration: Major Disaster – South Dakota

Requested: April 2, 2020

Incident: COVID-19 Pandemic

Incident Period: January 20, 2020 and continuing

Includes:

- **IA:** Crisis Counseling Program, Disaster Legal Services, and Disaster Unemployment Assistance statewide
- **PA:** Emergency protective measures (Category B), including direct Federal assistance, statewide
- **Hazard Mitigation:** Statewide
- 100% Federal cost share for emergency work



■ IA & PA

Declaration Request



FEMA

Declaration: Major Disaster – Oklahoma
Requested: April 1, 2020

Incident: COVID-19 Pandemic

Incident Period: Jan 20 and continuing

Includes:

- **IA:** All programs (to include D-SNAP) statewide
- **PA:** Debris removal and emergency protective measures (Categories A & B), including direct Federal assistance, statewide
- **Hazard Mitigation:** Statewide
- 100% Federal cost share for emergency work



COVID-19 Declaration Requests in Process – 14



FEMA

| State / Tribe / Territory – Incident Description | Type | IA | PA | HM | Requested |
|---|------|----|----|----|-----------|
| WI – COVID-19 Pandemic | DR | X | X | X | Mar 31 |
| ME – COVID-19 Pandemic | DR | X | X | X | Mar 31 |
| NV – COVID-19 Pandemic | DR | X | X | X | Mar 31 |
| NE – COVID-19 Pandemic | DR | X | X | X | Mar 30 |
| AZ – COVID-19 Pandemic | DR | X | X | X | Apr 1 |
| UT – COVID-19 Pandemic | DR | X | X | X | Apr 1 |
| TN – COVID-19 Pandemic – APPROVED (Apr 2) | DR | | X | | Mar 29 |
| WV – COVID-19 Pandemic | DR | X | X | X | Mar 30 |
| NH – COVID-19 Pandemic | DR | X | X | X | Mar 30 |
| USVI – COVID-19 Pandemic – APPROVED (Apr 2) | DR | | X | | Mar 30 |
| VA – COVID-19 Pandemic – APPROVED (Apr 2) | DR | | X | | Mar 30 |
| AR – COVID-19 Pandemic | DR | X | X | X | Mar 30 |
| IN – COVID-19 Pandemic | DR | X | X | X | Mar 30 |
| MS – COVID-19 Pandemic | DR | X | X | X | Mar 30 |
| NM – COVID-19 Pandemic | DR | X | X | X | Apr 2 |
| OK – COVID-19 Pandemic | DR | X | X | X | Apr 2 |
| SD – COVID-19 Pandemic | DR | X | X | X | Apr 2 |

Declaration Requests in Process – 6



FEMA

| State / Tribe / Territory – Incident Description | Type | IA | PA | HM | Requested |
|--|------|----|----|----|-----------|
| TX – Severe Storms, Straight-line Winds, and Tornadoes | DR | | X | X | Jan 13 |
| AR – Severe Storms, Straight-line Winds, and Tornadoes (Appeal) | DR | | X | X | Feb 20 |
| OR – Severe Storms, Flooding, Landslides, and Mudslides | DR | X | X | X | Mar 9 |
| MS – Severe Storms, Flooding, Landslides, and Mudslides | DR | | X | X | Mar 17 |
| KY – Severe Storms, Flooding, Landslides, and Mudslides | DR | X | X | X | Mar 26 |
| WA – Severe Winter Storms, Straight-line Winds, Flooding, Landslides, and Mudslides | DR | X | X | X | Mar 25 |

FEMA

FEMA HQ

| NWC | NRCC |
|------------|---------|
| Monitoring | Level I |

FEMA REGIONS

| WATCH | RRCC |
|--------------|------|
| Alt Location | I |
| Monitoring | II |
| Monitoring | III |
| Monitoring | IV |
| Monitoring | V |
| Monitoring | VI |
| Monitoring | VII |
| Monitoring | VIII |
| Monitoring | IX |
| Monitoring | X |

Notes:

GA: Flooding
MS: Flooding
PR : Earthquake
TN: Tornadoes
WA: Storms

All RRCCs (Days)
R1: Alt Location

Major Disasters (DR): 75
Emergency Disasters (EM): 76
JFOs: 10 / VJOs: 7

- ★ Staging Area
- Distribution Center (DC)
- Declared County
- Fully Activated
- Partially Activated
- Monitoring

As of 8:00 a.m. ET April 3, 2020
Created by FEMA NWC

| Region | State |
|--------------|----------------------------|
| I | CT, MA, RI |
| II | NI, NY, PR, VI |
| III | DC, MD, PA, VA |
| IV | AL, FL, GA, KY, NC, SC, TN |
| V | IL, MI, MO, OH |
| VI | LA, TX |
| VII | IA, KS |
| VIII | CO, MT, ND |
| IX | CA, GU, HI, MP |
| X | OR, WA |
| Total | 35 |

| Region | State |
|--------------|--------------------------------|
| I | CT, MA, ME, NH, RI, VT |
| II | NI, NY, PR, VI |
| III | DC, DE, MD, PA, VA, WV |
| IV | AL, FL, GA, KY, MS, NC, SC, TN |
| V | IL, IN, MI, MN, OH, WI |
| VI | AR, LA, NM, OK, TX |
| VII | IA, KS, MO, NE |
| VIII | CO, MT, ND, SD, UT, WY |
| IX | AS, AZ, CA, GU, HI, MP, NV |
| X | AK, ID, OR, WA |
| Total | 56 |

| Team: | US&R | MERS | FCOs | FDRCS | IM WORKFORCE |
|-------------|----------|------|-----------|-------|---------------|
| Status | 33 – 65% | >66% | ≤1 Type I | =2 | |
| Assigned: | 28 | 36 | 47 | 11 | 13,701 ▲ |
| Unavailable | 15 | 0 | 1 | 0 | 3,978 ▲ |
| Deployed: | 0 | 1 | 41 | 9 | 5,419 ▲ |
| Available: | 13 | 35 | 5 | 2 | 4,304 / 31% ▼ |

IM CADRE AVAILABILITY SUMMARY

Cadres with 25% or Less Availability

ADR 22% (11/49); EHP 17% (107/619); FL 12% (19/164); HM 21% (259/1,205); OPS 19% (52/281); PA 25% (756/3,041); PLAN 25% (107/422); SAF 18% (10/55)



FEMA

**FEMA's mission is helping people
before, during, and after disasters.**

Click [here](#) to subscribe to this briefing.