FEMA

# Daily Operations Briefing

## Saturday, May 9, 2020

## 8:30 a.m. ET

# National Current Operations & Monitoring

FEMA

**Significant Incidents or Threats:**

- COVID-19
- Florida Wildfires – FINAL

**Declaration Activity:**

- Major Disaster Declaration approved – Seminole Tribe of Florida
- Major Disaster Declaration approved – North Carolina
- Major Disaster Declaration approved – Arkansas
- 3 Amendments issued

# COVID-19 Update

**Situation:** FEMA, HHS, and federal partners are working with our state, local, tribal, and territorial governments to execute a whole-of-America response to the COVID-19 pandemic. While states with stricter COVID-19 countermeasures continue seeing protests, states that have begun easing restrictions are experiencing crowds in parks and other outdoor areas, leading some to worry about additional outbreaks. The spread of COVID-19 in rural areas is also becoming a growing source of concern as prisons and nursing homes account for most of the spread in these areas.

- FEMA NRCC remains at Level I in unified effort with HHS SOC; all FEMA RRCCs activated
- FEMA IMAT-A teams deployed to 27 states/territories; LNOs deployed to 37 states/territories
- 57 (+1) major disaster declarations approved; All State / Territory EOCs activated
- 50,094 (+209) FEMA, DOD, HHS, VA and CDC personnel deployed/activated in support of COVID-19 response
  - 3,205 (+1) FEMA Employees deployed in support of COVID-19 response
- Nationwide testing: 8,163,543 (+374,005) cumulative as of May 8

*Operational Task Forces*

Community Based Testing Sites (CBTS)

- 166,463 (+3,626) samples collected at CBTS locations since March 20
- 157,788 (+8,919) tests processed from Private-Partnership Testing Sites since April 5

Supply Chain Stabilization

- Project Airbridge Activity: 124/158 flights complete; 34 flights scheduled

*Health and Medical Lifelines*

Public Health

- Mitigation: NY Department of Health issued an advisory to healthcare providers about a serious inflammatory disease affecting children throughout the state, which could be possibly linked to COVID-19

*Other Domestic Lifelines*

- Food, Water, & Shelter: NY: Moratorium on COVID-related residential and commercial evictions will be extended until August 20
- Transportation: Beginning May 11, Amtrak customers will be required to wear facial coverings in stations, on trains, and thruway buses

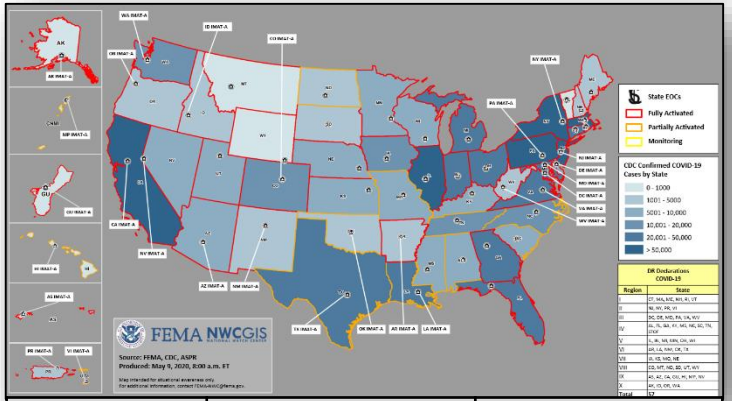


| COVID-19 | Confirmed | Deaths |
|---|---|---|
| United States | 1,269,534 (+27, 158) | 76,905 (+1,735) |
| Worldwide | 3,759,967 (+87,729) | 259,474 (+5,429) |

*(FEMA SLB COVID-19, May 8)*

# National Weather Forecast

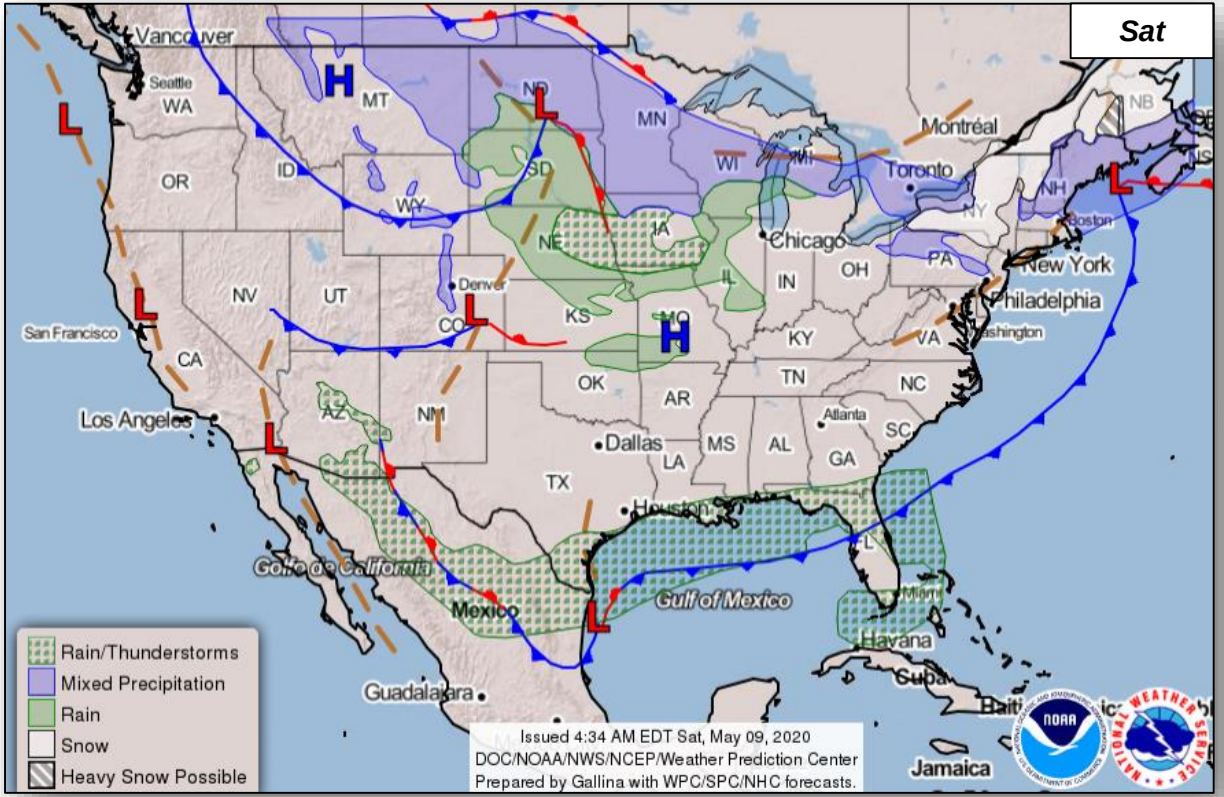


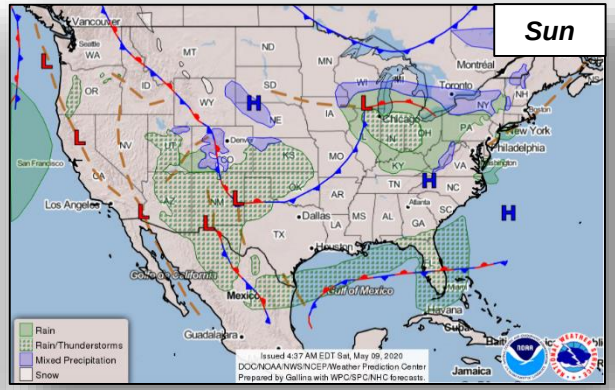


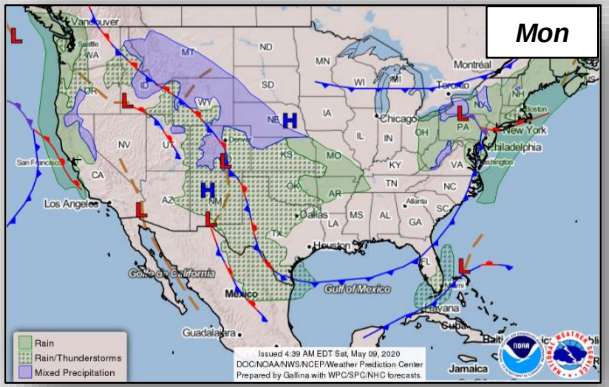

# Fire Weather Outlook

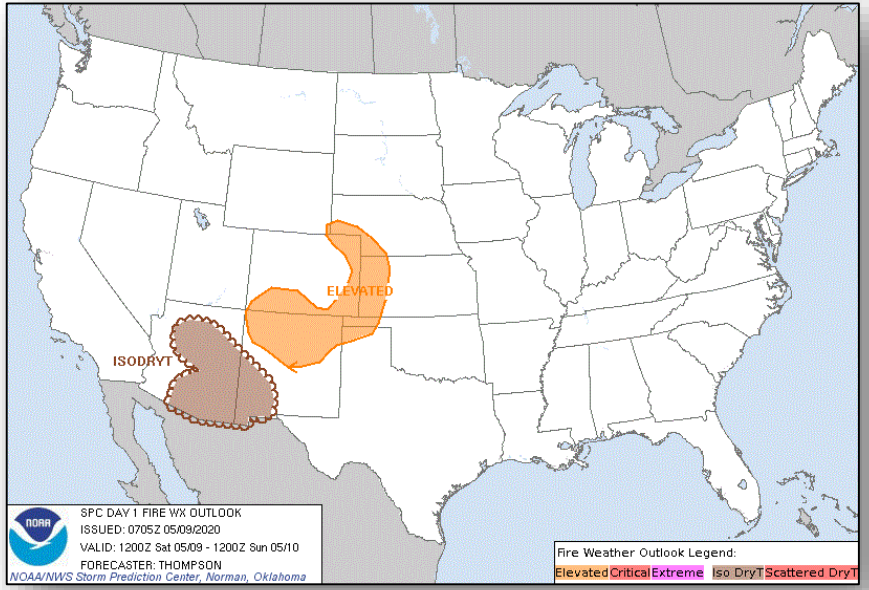


***Today***

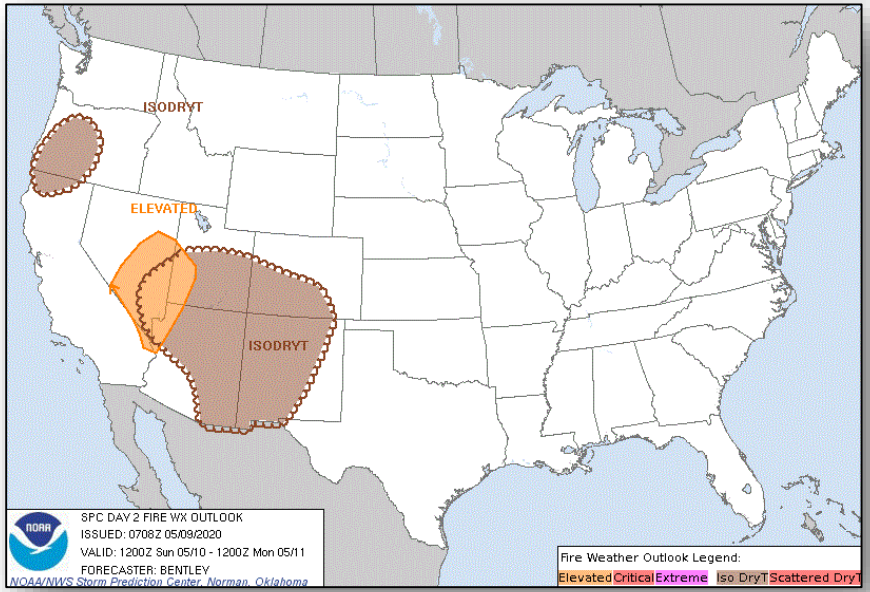


***Tomorrow***

# Hazards Outlook – May 11-15

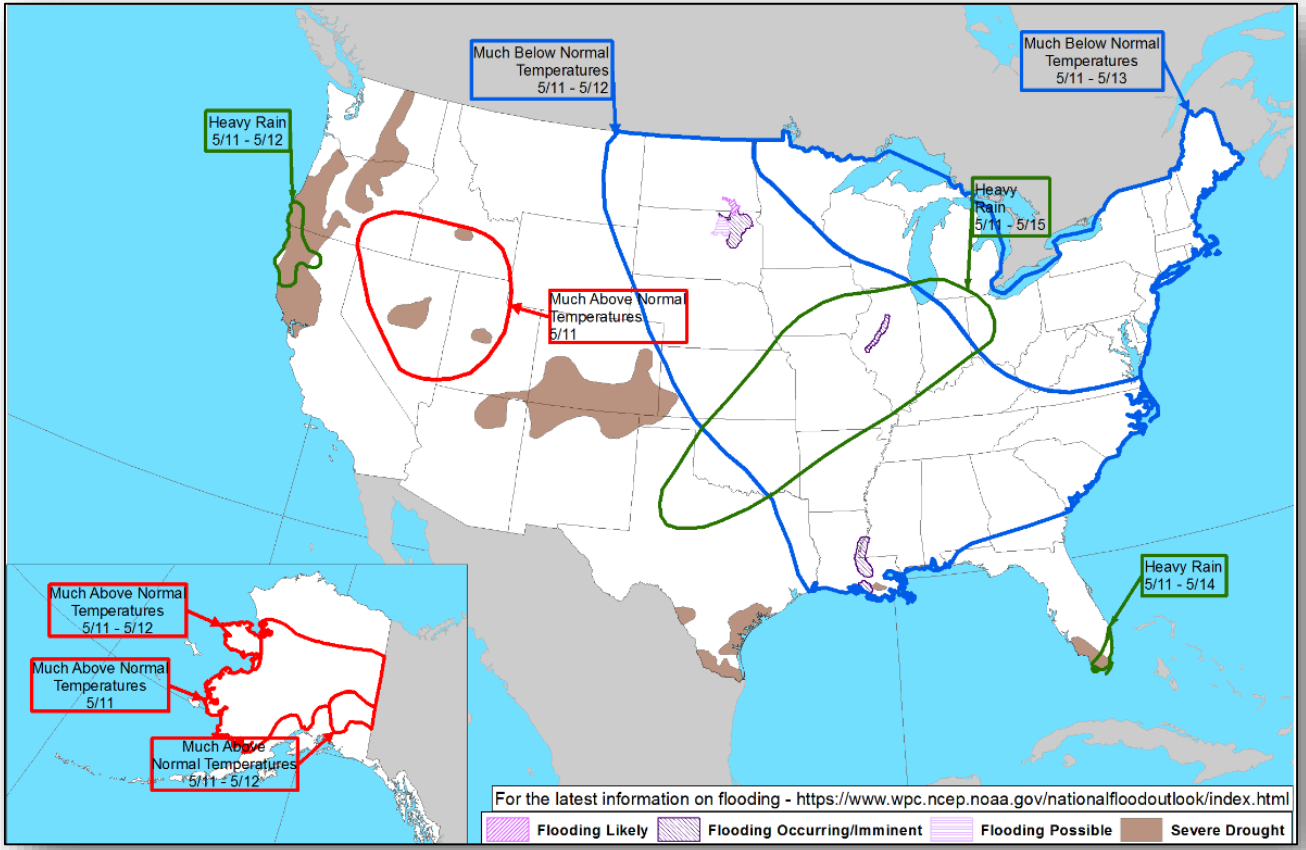

# Joint Preliminary Damage Assessments

| Region | State / Location | Event | IA/PA | Number of Counties | | Start – End |
|---|---|---|---|---|---|---|
| | | | | Requested | Completed | |
| VI | TX | Tornado Apr 22 | IA | 5 | 0 | 4/30 – TBD |
| | | | PA | 0 | 0 | N/A |
| | AR | Severe Storms Apr 12 | IA | 8 | 0 | 5/1 – TBD |
| | | | PA | 11 | 0 | 5/1 – TBD |
| VIII | UT | Earthquake Mar 18 | IA | 4 | 0 | 4/6 – TBD |
| | | | PA | 4 | 0 | 4/6 – TBD |

# Space Weather

| | Space Weather Activity | Geomagnetic Storms | Solar Radiation | Radio Blackouts |
|---|---|---|---|---|
| Past 24 Hours | None | None | None | None |
| Next 24 Hours | None | None | None | None |
| For further information on NOAA Space Weather Scales refer to: http://www.swpc.noaa.gov/noaa-scales-explanation | | | | |

## HF Communication Impact

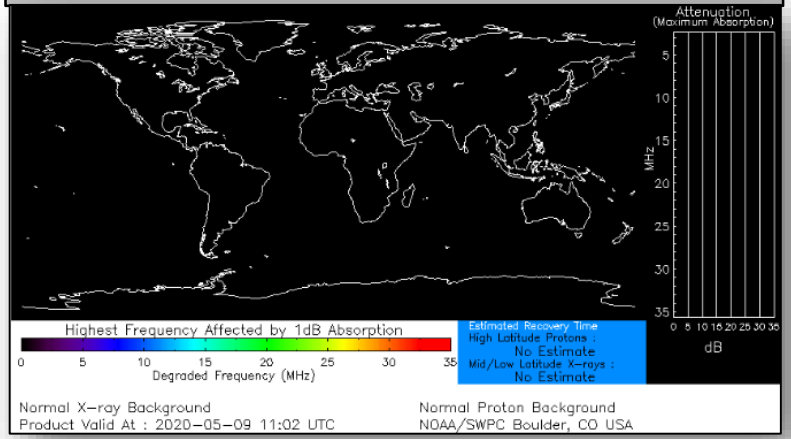


## Sunspot Activity



# Wildfire Summary

| Fire Name (County, ST) | FMAG # | Acres Burned | Percent Contained | Evacuations (Residents) | Structures | | | Fatalities Injuries |
|---|---|---|---|---|---|---|---|---|
| | | | | | Threatened | Damaged | Destroyed | |
| Five Mile Swamp (Santa Rosa, FL) ***FINAL*** | 5307-FM-FL | 2,153 (-26) | 49% (+14) | M: 0<br>V: 0 | H: 0<br>O: 0 | H: 7 (+7)<br>O: 5 (+5) | H: 14 (-1)<br>O: 8 (+8) | F: 0<br>I: 0 |

*Evacuations: M = Mandatory / V = Voluntary*
*Structures: H = Homes / O = Other*

# Declaration Approved

**Declaration:** Major Disaster Declaration FEMA-4543-DR-NC for North Carolina
**Requested:** April 9, 2020

**Incident:** Severe storms, tornadoes, and flooding
**Incident Period:** February 6-19, 2020
**Provides:**

- **PA Only**: 18 counties
- **Hazard Mitigation:** Statewide

**FCO**: Elizabeth Turner

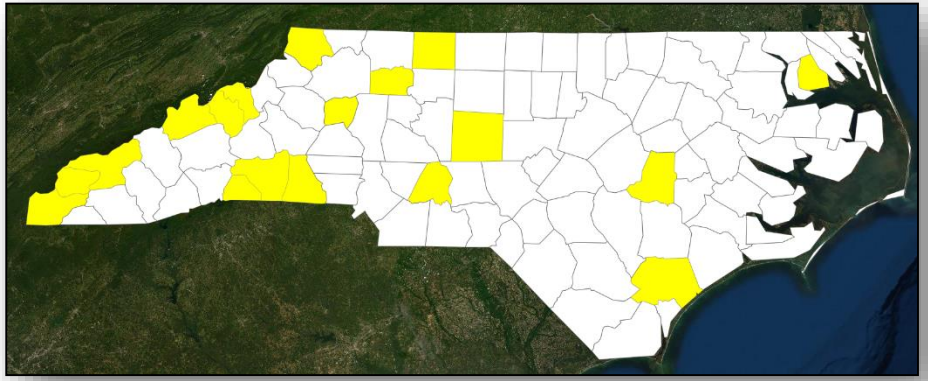

**PA**

# Declaration Approved

**Declaration:** Major Disaster Declaration
FEMA-4544-DR-AR for Arkansas
**Requested:** April 24, 2020

**Incident:** Severe storms, tornadoes, and straight-line winds
**Incident Period:** March 28, 2020

**Provides:**

- **PA:** 1 county
- **Hazard Mitigation:** statewide

**FCO:** Roland Johnson

**PA**

# Declaration Approved

**Declaration:** Major Disaster Declaration FEMA-4545-DR-STOF for Seminole Tribe of Florida
**Requested:** April 22, 2020

**Incident:** COVID-19
**Incident Period:** January 20, 2020 and continuing
**Provides:**

- **IA:** under review
- **PA:** Emergency protective measures (Category B), not authorized under other federal statues, including direct federal assistance at 75 percent federal funding
- **Hazard Mitigation:** under review

**FCO**: Gracia Szczech

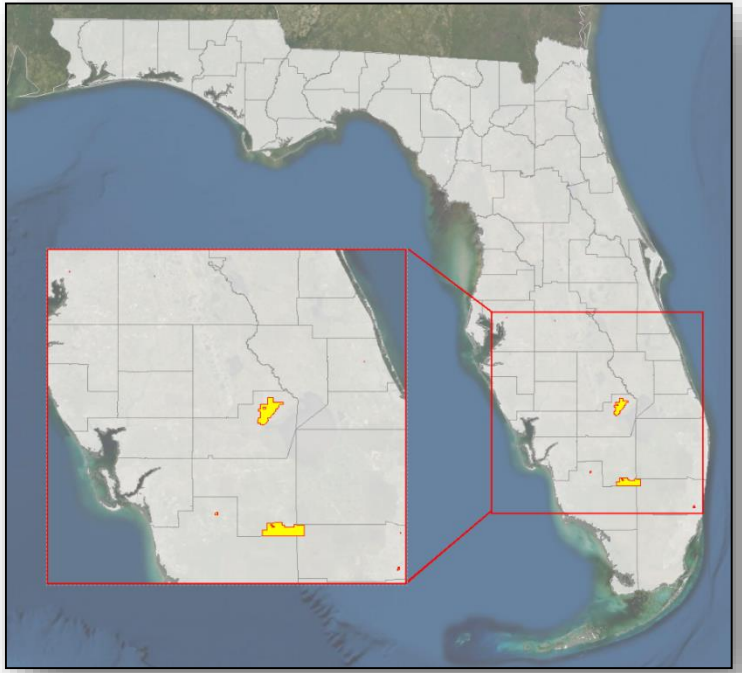

**PA**

# COVID-19 Declaration Requests in Process – 0

| State / Tribe / Territory – Incident Description | Type | IA | PA | HM | Requested |
|---|---|---|---|---|---|
| **STOF** (Seminole Tribe of Florida) – COVID-19 - **APPROVED (May 8)** | DR | X | X | X | Apr 22 |

# Declaration Requests in Process – 3

| State / Tribe / Territory – Incident Description | Type | IA | PA | HM | Requested |
|---|---|---|---|---|---|
| **NC** – Severe Storms, Tornadoes, and Flooding - **APPROVED (May 8)** | DR | | X | X | Apr 9 |
| **AR** – Severe Storms, Tornadoes, and Straight-line Winds - **APPROVED (May 8)** | DR | | X | X | Apr 24 |
| **AL** – Severe Storms and Flooding | DR | | X | X | Apr 25 |
| **HI** – Severe Storms and Flooding | DR | | X | X | Apr 27 |
| **TX** – Severe Storms, Straight-line Winds, and Tornadoes (Appeal) | DR | | X | X | Apr 27 |

# Declaration Amendments

| Declaration | Number | Issued | Action |
|---|---|---|---|
| FEMA-4536-DR-MS | 1 | May 8 | Adds 6 counties for Individual Assistance |
| FEMA-4536-DR-MS | 2 | May 8 | Adds 3 counties for Public Assistance [Categories A and C-G] |
| FEMA-4541-DR-TN | 1 | May 8 | Adds 1 county for Public Assistance |

# FEMA Common Operating Picture

FEMA

## FEMA HQ

| NWC | NRCC |
|---|---|
| Monitoring | Level I |

## FEMA REGIONS

| WATCH | | RRCC |
|---|---|---|
| Monitoring | I | Level I |
| Monitoring | II | Level II |
| Monitoring | III | Level II |
| Monitoring | IV | Level II |
| Monitoring | V | Level II |
| Monitoring | VI | Level II |
| Alt Location | VII | Level II |
| Monitoring | VIII | Level II |
| Monitoring | IX | Level I |
| Monitoring | X | Level II |

*Notes:*

**COVID-19**
NRCC w/ESFs (Days)

All RRCCs (Days)

GA: Flooding
MS: Flooding
PR : Earthquake
TN: Tornadoes

All EOCs activated for COVID-19

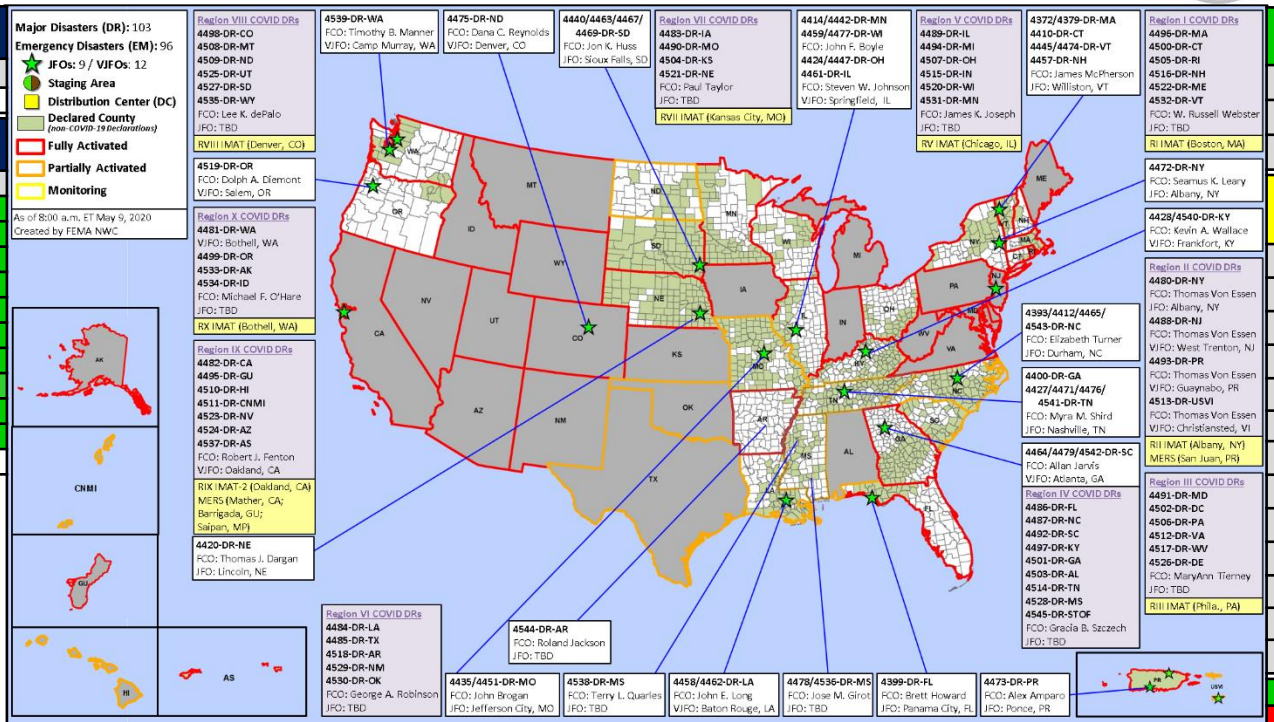


## N-IMATs
*2 Teams*

| | |
|---|---|
| Red | |
| Blue | |
| Gold | IMAT-A Support |

## R-IMATs
*4 – 6 Teams*

| | |
|---|---|
| I | RRCC |
| II | NY |
| III | RRCC |
| IV-1 | Virtual MS |
| IV-2 | Virtual SC |
| V | RRCC |
| VI-1 | |
| VI-2 | |
| VII | RRCC |
| VIII | RRCC |
| IX-1 | |
| IX-2 | RRCC |
| X | RRCC |

| | |
|---|---|
| FMC | PMC |
| NMC | Deployed |

| Team: Status | US&R 33 – 65% | MERS >66% | FCOs ≤1 Type I | FDRCs ≤1 | IM WORKFORCE |
|---|---|---|---|---|---|
| Assigned: | 28 | 36 | 47 | 11 | 13,473 ▲ |
| Unavailable | 10 | 0 | 0 | 0 | 2,503 ▲ |
| Deployed: | 0 | 1 | 43 | 10 | 5,960 ▼ |
| **Available:** | **18** | **35** | **4** | **1** | **5,010 / 37%** ▲ |

**IM CADRE AVAILABILITY SUMMARY**
*Cadres with 25% or Less Availability*

EHP 20% (128/628); ER 20% (15/76); FL 14% (22/161); FM 23% (60/259); OPS 20% (57/288); PA 22% (686/3,084); PLAN 18% (77/419); SAF 24% (13/54)

FEMA

**FEMA’s mission is helping people before, during, and after disasters.**

*Click here to subscribe to this briefing.*