FEMA

Daily Operations Briefing

Monday, May 11, 2020

8:30 a.m. ET

National Current Operations & Monitoring

FEMA

Significant Incidents or Threats:

- COVID-19
- Fire Weather Conditions – Southwest, Central Great Basin
- Severe Thunderstorms possible – Portions of Southern High Plains

Declaration Activity: None

COVID-19 Update

Situation: FEMA, HHS, and federal partners are working with our state, local, tribal, and territorial governments to execute a whole-of-America response to the COVID-19 pandemic. While states with stricter COVID-19 countermeasures continue seeing protests, states that have begun easing restrictions are experiencing crowds in parks and other outdoor areas, leading some to worry about additional outbreaks. The spread of COVID-19 in rural areas is also becoming a growing source of concern as prisons and nursing homes account for most of the spread in these areas.

- FEMA NRCC remains at Level I in unified effort with HHS SOC; all FEMA RRCCs activated
- FEMA IMAT-A teams deployed to 27 states/territories; LNOs deployed to 37 states/territories
- 57 major disaster declarations approved; All State / Territory EOCs activated
- 50,313 (-89) FEMA, DOD, HHS, VA, and CDC personnel deployed/activated; 3,161 (-82) FEMA employees deployed in support of COVID-19 response
- Nationwide testing: 8,665,568 (+208,633) cumulative as of May 10

Operational Task Forces

Community Based Testing Sites:

- 171,881 (+2,283) samples collected at CBTS locations since March 20
- 173,843 (+5,110) tests processed from Private-Partnership Testing Sites since April 5

Data and Analysis:

- Long-term models being developed to demonstrate impacts of mitigation strategies for the next year

Lifelines Impacts:

Health and Medical:

- Hospital groups to furlough 600 employees in MA and 1,400 employees in MI due to financial losses

Safety & Security:

- POTUS announced extension of National Guard Title 32 authority through June 24

Transportation

- An increasing number of airlines are introducing new policies requiring facial covering for passengers and seating arrangement guidelines to improve social distancing on flights

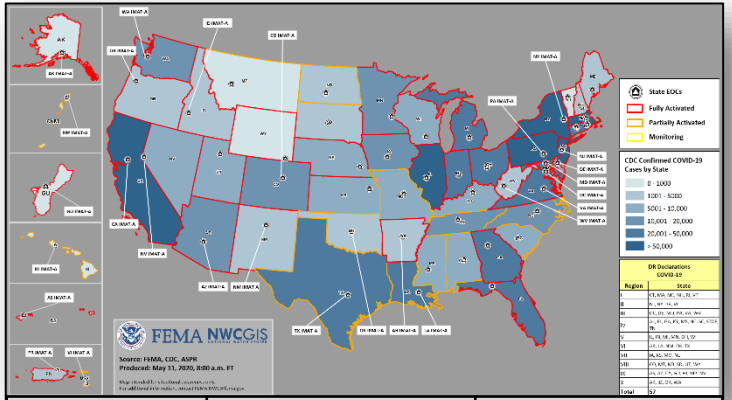

COVID-19	Confirmed	Deaths
United States	1,315,635 (+21,195)	79,367 (+973)
Worldwide	3,917,366 (+61,578)	274,361 (+8,499)

(FEMA SLB COVID-19, May 10)

National Weather Forecast

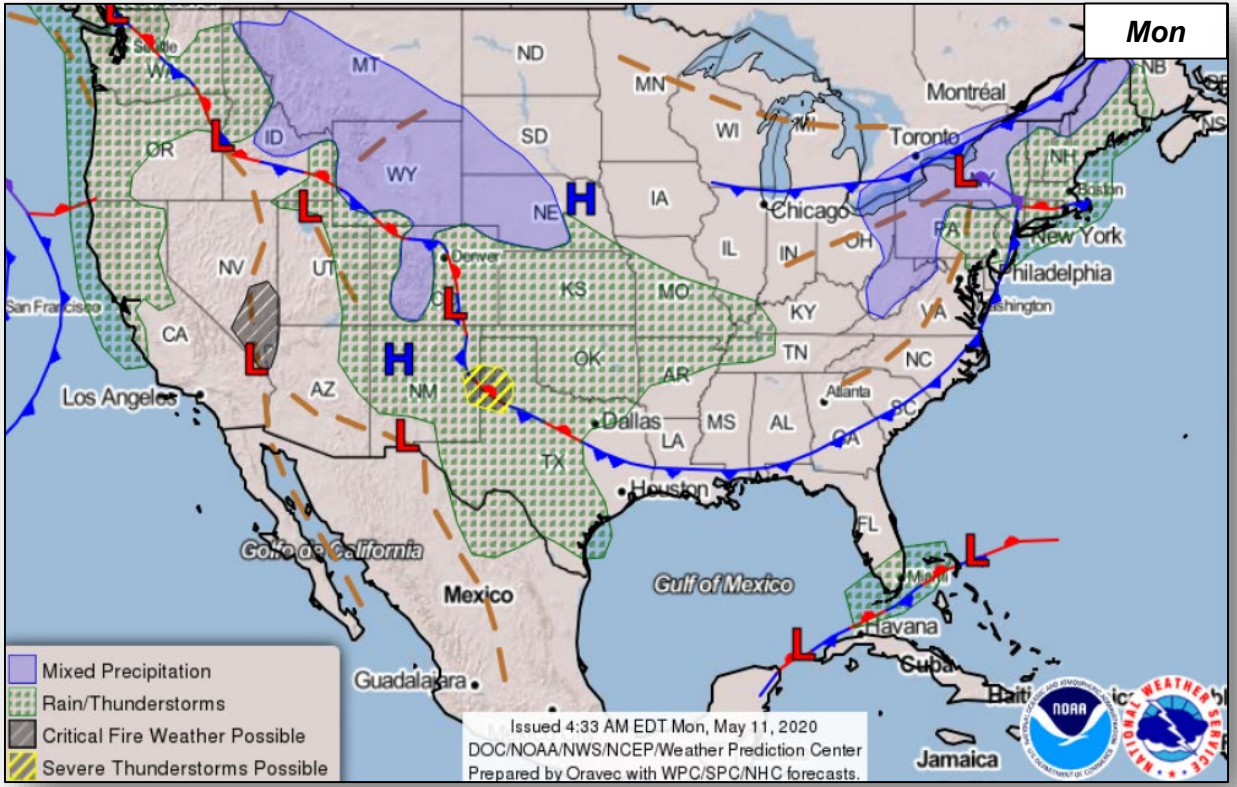

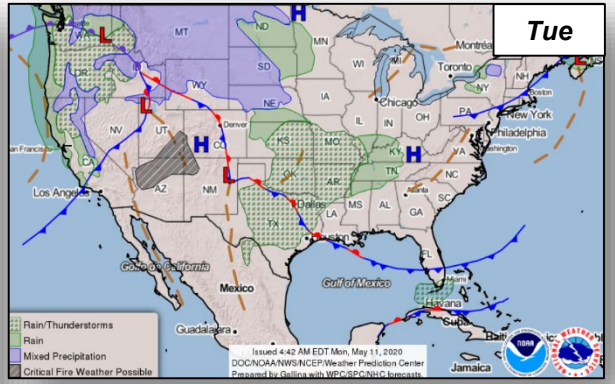

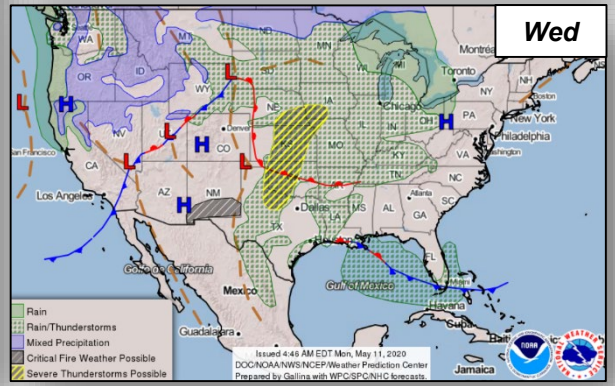

Fire Weather Outlook

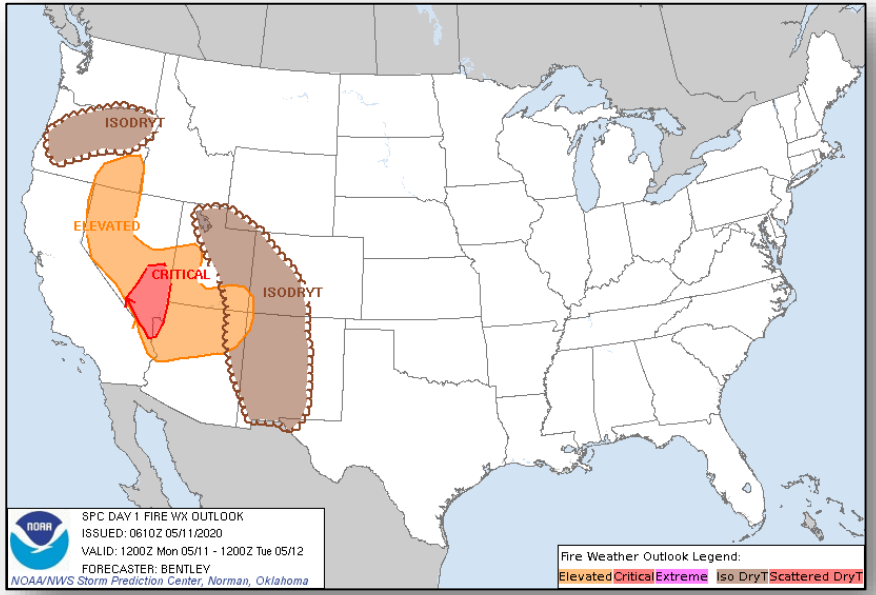

Today

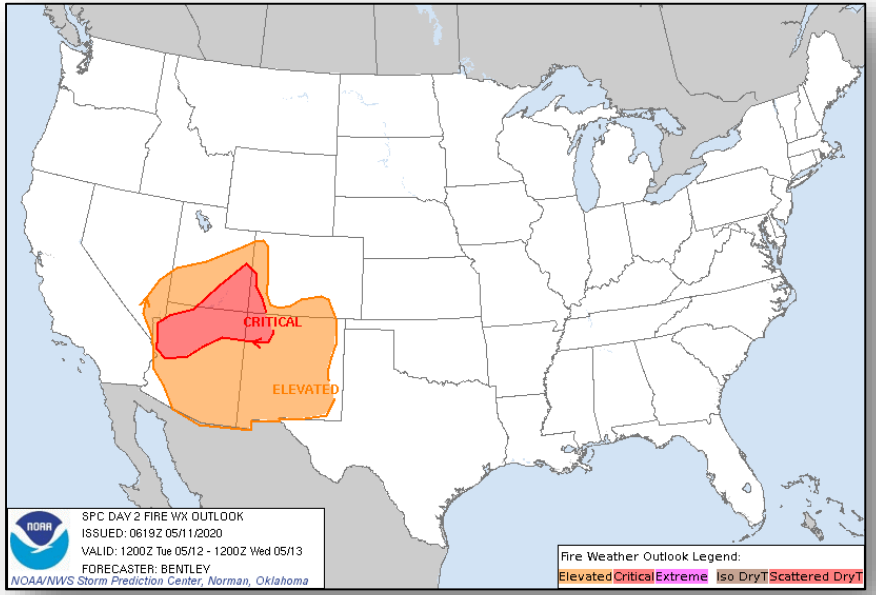

Tomorrow

Long Range Outlooks – May 16 - 20

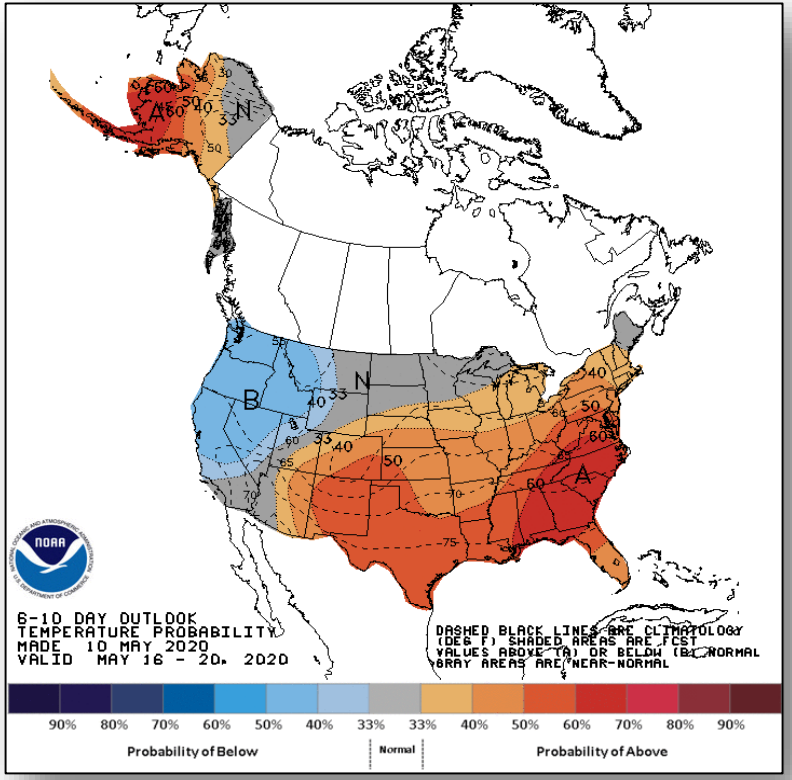

6-10 Day Temperature Probability

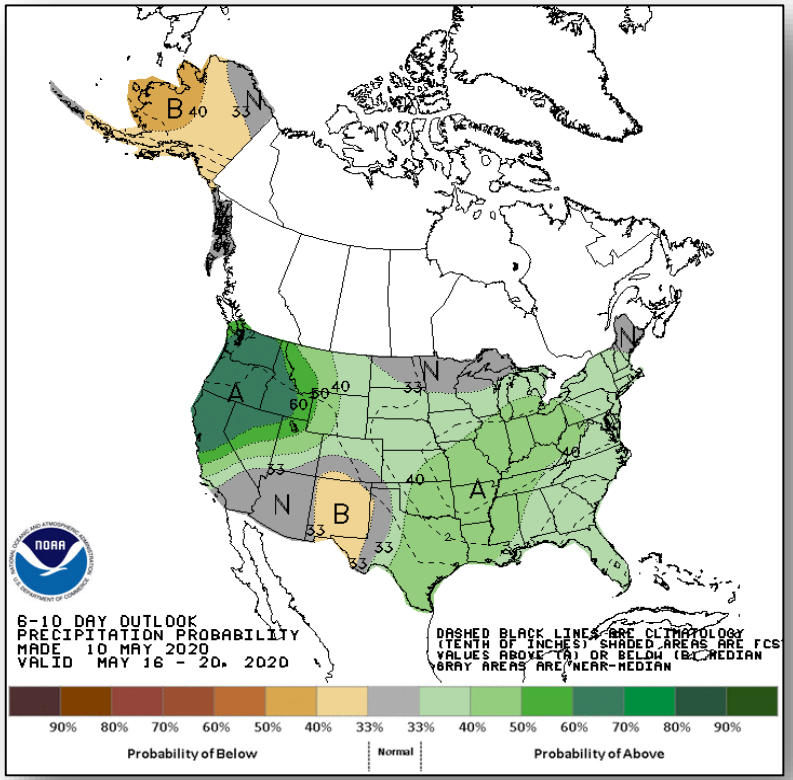

6-10 Day Precipitation Probability

Space Weather

	Space Weather Activity	Geomagnetic Storms	Solar Radiation	Radio Blackouts
Past 24 Hours	None	None	None	None
Next 24 Hours	None	None	None	None
For further information on NOAA Space Weather Scales refer to: http://www.swpc.noaa.gov/noaa-scales-explanation				

HF Communication Impact

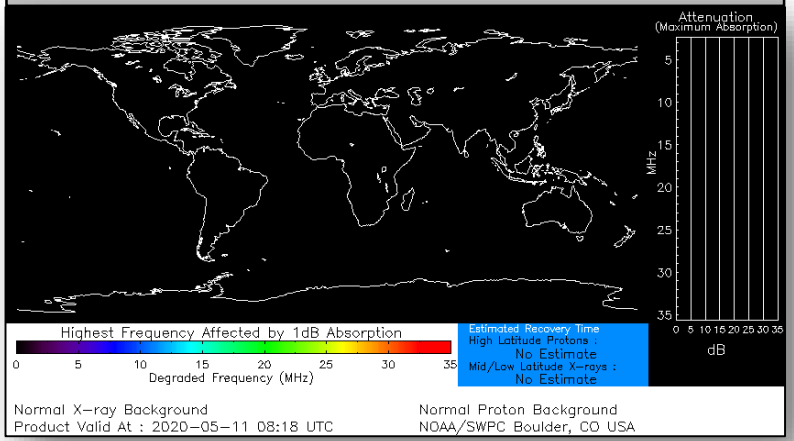

Sunspot Activity



Joint Preliminary Damage Assessments

FEMA

Region	State / Location	Event	IA/PA	Number of Counties		Start – End
				Requested	Completed	
VI	TX	Tornado Apr 22	IA	5	0	4/30 – TBD
			PA	0	0	N/A
	AR	Severe Storms Apr 12	IA	8	0	5/1 – TBD
			PA	11	0	5/1 – TBD
VIII	UT	Earthquake Mar 18	IA	4	0	4/6 – TBD
			PA	4	0	4/6 – TBD

Declaration Requests in Process – 3

State / Tribe / Territory – Incident Description	Type	IA	PA	HM	Requested
AL – Severe Storms and Flooding	DR		X	X	Apr 25
HI – Severe Storms and Flooding	DR		X	X	Apr 27
TX – Severe Storms, Straight-line Winds, and Tornadoes (Appeal)	DR		X	X	Apr 27

FEMA Common Operating Picture

FEMA

FEMA HQ

NWC	NRCC
Monitoring	Level I

FEMA REGIONS

WATCH		RRCC
Monitoring	I	Level I
Monitoring	II	Level II
Monitoring	III	Level II
Monitoring	IV	Level II
Monitoring	V	Level II
Monitoring	VI	Level II
Alt Location	VII	Level II
Monitoring	VIII	Level II
Monitoring	IX	Level I
Monitoring	X	Level II

Notes:

COVID-19
NRCC w/ESFs (Days)

All RRCCs (Days)

GA: Flooding
MS: Flooding
PR : Earthquake
TN: Tornadoes

All EOCs activated for COVID-19

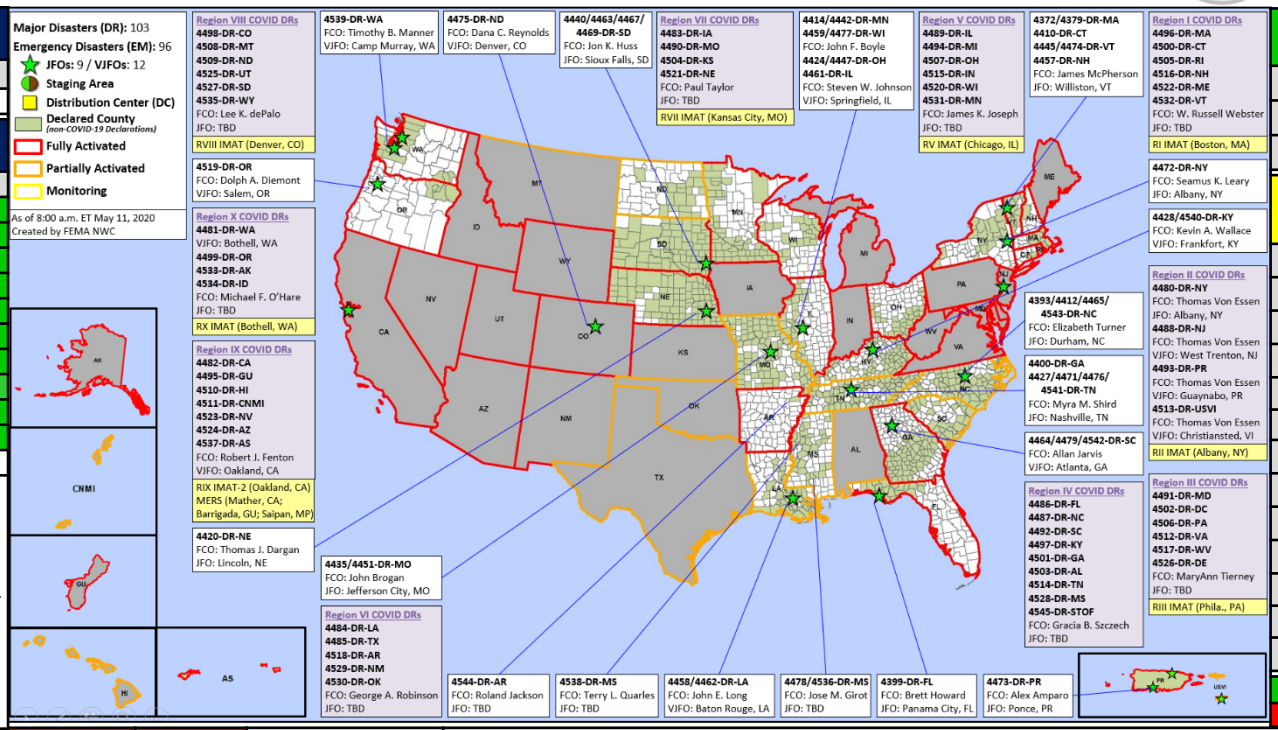

N-IMATs
2 Teams

Red	
Blue	
Gold	IMAT-A Support

R-IMATs
4 – 6 Teams

I	RRCC
II	NY
III	RRCC
IV-1	Virtual MS
IV-2	Virtual SC
V	RRCC
VI-1	
VI-2	
VII	RRCC
VIII	RRCC
IX-1	
IX-2	RRCC
X	RRCC

FMC	PMC
NMC	Deployed

Team: Status	US&R 33 – 65%	MERS >66%	FCOs ≤1 Type I	FDRCs ≤1	IM WORKFORCE
Assigned:	28	36	47	11	13,473 (NC)
Unavailable	10	0	0	0	2,506 ▲
Deployed:	0	1	43	10	5,927 ▼
Available:	**18**	**35**	**4**	**1**	**5,040 / 37%** ▲

IM CADRE AVAILABILITY SUMMARY
Cadres with 25% or Less Availability

EHP 21% (129/628); ER 20% (15/76); FL 13% (21/161); FM 23% (60/259); OPS 19% (55/288); PA 22% (684/3,084); PLAN 19% (78/419); SAF 22% (12/54)

FEMA

FEMA's mission is helping people before, during, and after disasters.

Click here to subscribe to this briefing.