FEMA

Daily Operations Briefing

Tuesday, May 12, 2020

8:30 a.m. ET

National Current Operations & Monitoring

Significant Incidents or Threats:

- COVID-19
- Critical fire weather – Southwest, Central Great Basin and Central/Southern Rockies

Declaration Activity:

- Amendment No. 7 to FEMA-4473-DR-PR
- Amendment No. 1 to FEMA-4522-DR-ME

COVID-19 Update

Situation: FEMA, HHS, and federal partners continue working with state, local, tribal, and territorial governments to execute a Whole-of-America response to the COVID-19 pandemic. Among the 17 states not presently experiencing a decrease in confirmed cases, 7 have no stay-at-home order in place, 1 has local or limited stay-at-home order, and 9 have statewide stay-at-home orders in place. Nationwide testing: 8,913,697 (+248,129) cumulative as of May 11

Operational Task Forces

Community Based Testing Sites:

- 172,547 (+666) samples collected at CBTS locations since Mar 20
- 182,017 (+8,174) tests administered by Private-Partnership Testing Sites since Apr 5

Data and Analysis:

- Developed methodology to identify emerging outbreak locations and areas with sustained community spread; explanation/supporting graphics delivered to White House TF on May 10

Lifelines Impacts:

Health and Medical Lifeline

Testing

- NY: all nursing home staff will be tested for COVID-19 twice a week; hospitals cannot discharge a patient to a nursing home unless patient tests negative
- TX: COVID-19 hotspots emerged in Amarillo and areas along LA border due to poultry/meat processing facilities; National Guard assisting with testing of 4K poultry plant employees

Other Domestic Lifelines

Food, Water, & Shelter:

- Over 5K reported COVID-19 cases at 115 meat processing facilities nationwide

Transportation

- U.S. Coast Guard is monitoring 84 cargo vessels with crewmembers that embarked at a coronavirus port of interest within 14 days of the vessels' scheduled arrival at a U.S. port; 24 will arrive in the next 24 hours

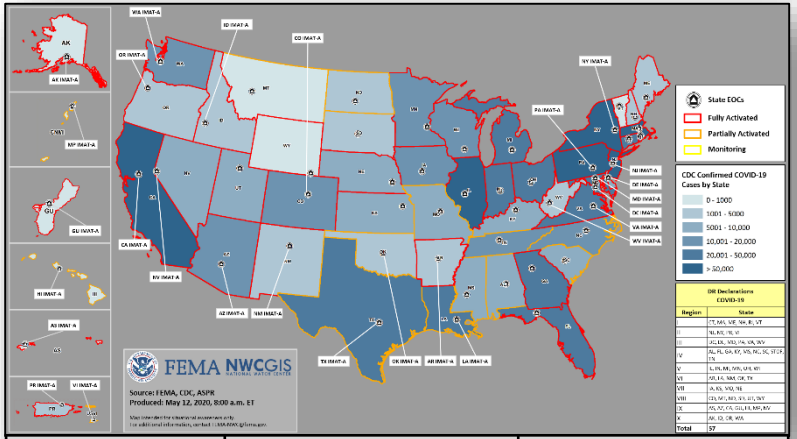

COVID-19	Confirmed	Deaths
United States	1,336,938 (+21,303)	80,287 (+920)
Worldwide	4,006,257 (+88,891)	278,892 (+4,531)

(FEMA SLB COVID-19, May 11)

Response:

- FEMA NRCC activated to Level I; all FEMA RRCCs activated
- FEMA IMAT-A teams deployed to 27 states/territories; LNOs deployed to 37 states/territories
- 57 Major Disaster Declarations approved; All State / Territory EOCs activated
- 50,240 (-73) FEMA, DOD, HHS, VA, and CDC personnel deployed / activated; 3,138 (-23) FEMA employees deployed

National Weather Forecast

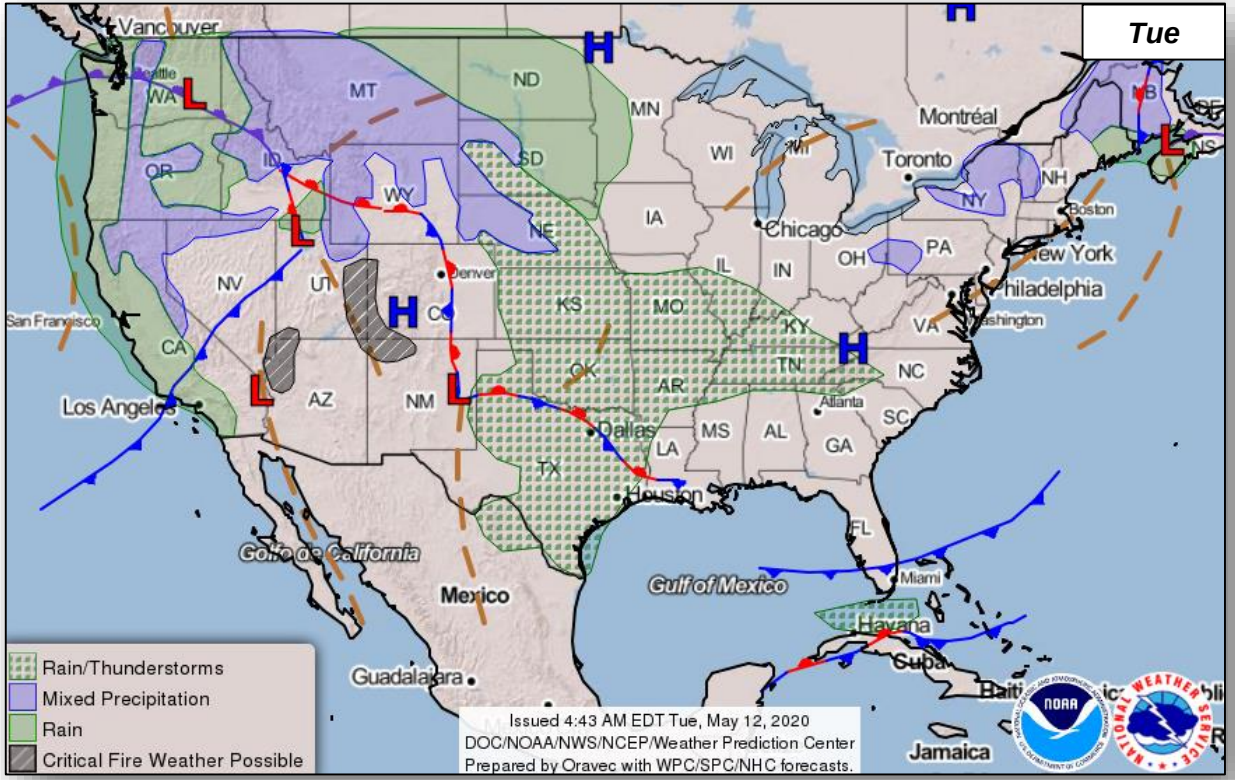

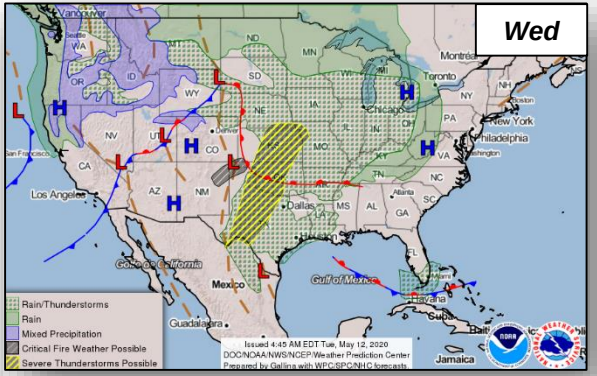

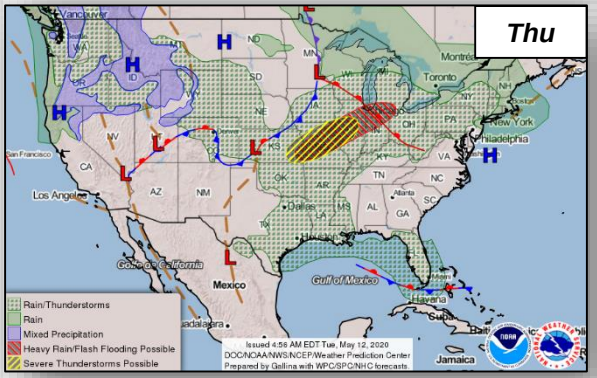

Severe Weather Outlook

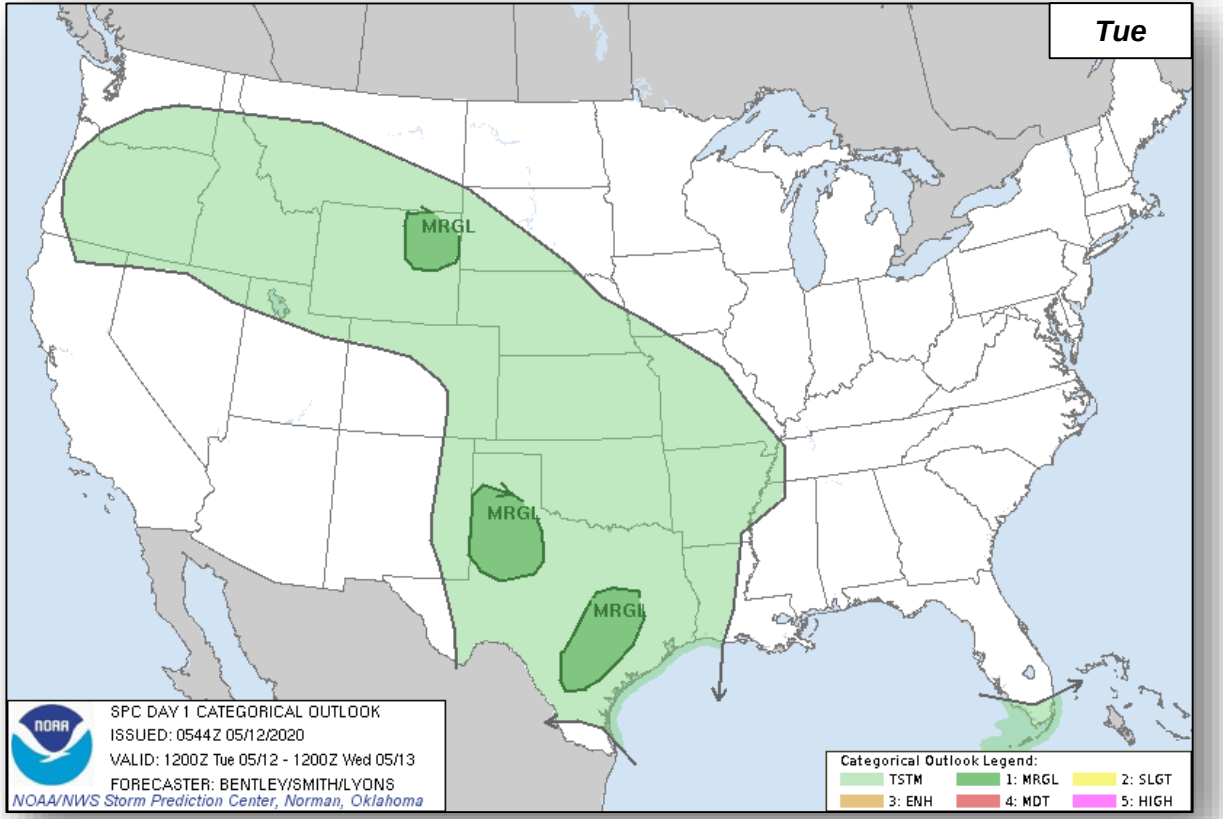

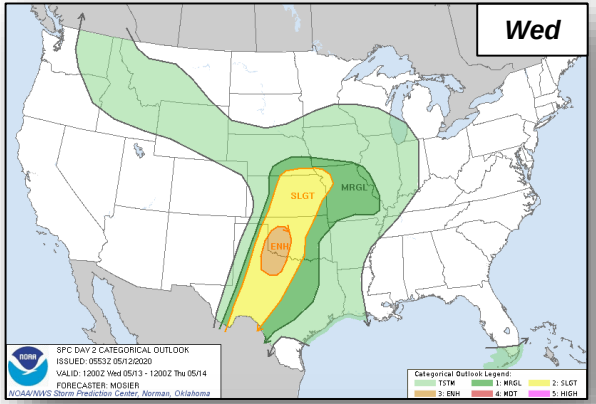

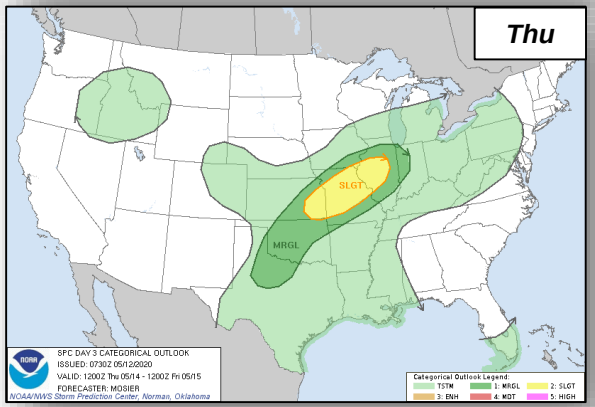

Fire Weather Outlook

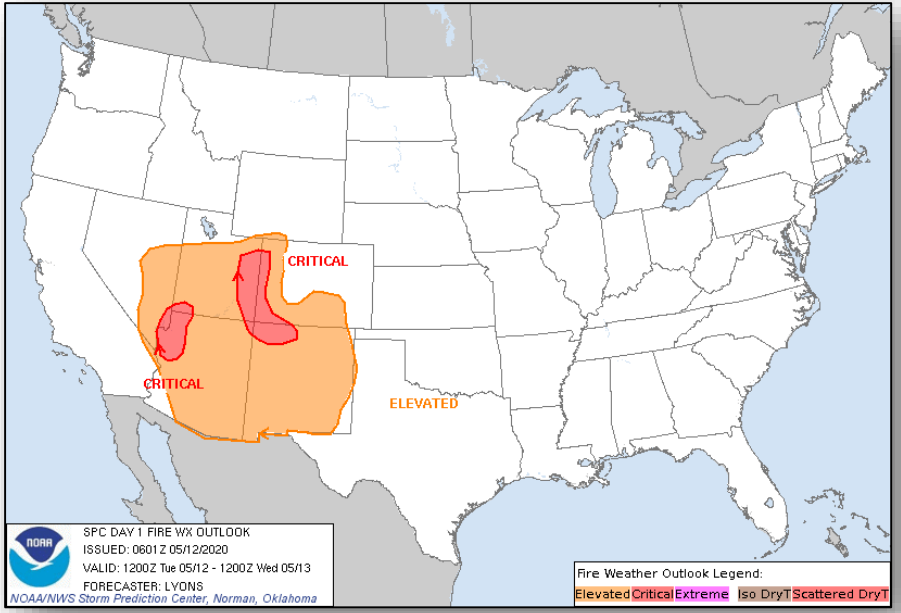

Today

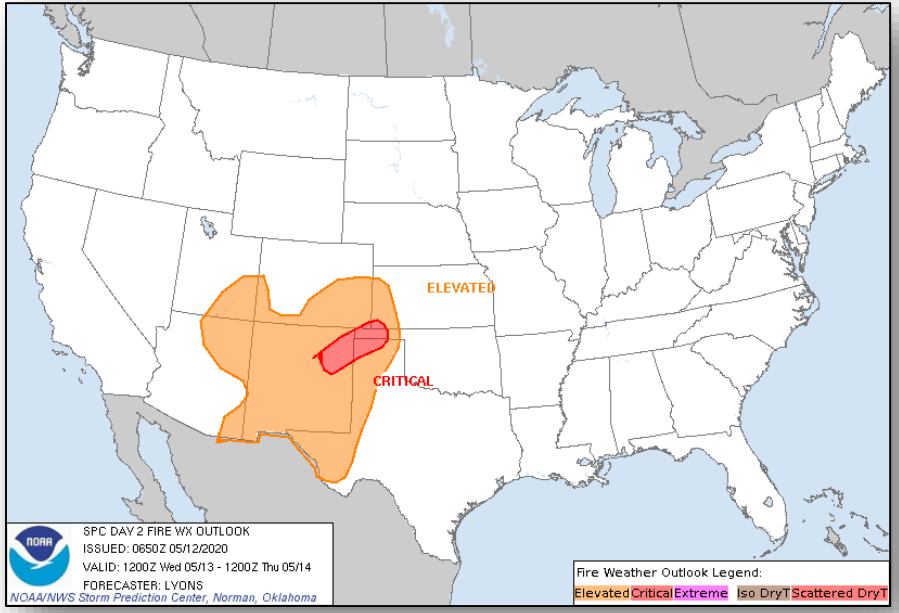

Tomorrow

Hazards Outlook – May 14-18

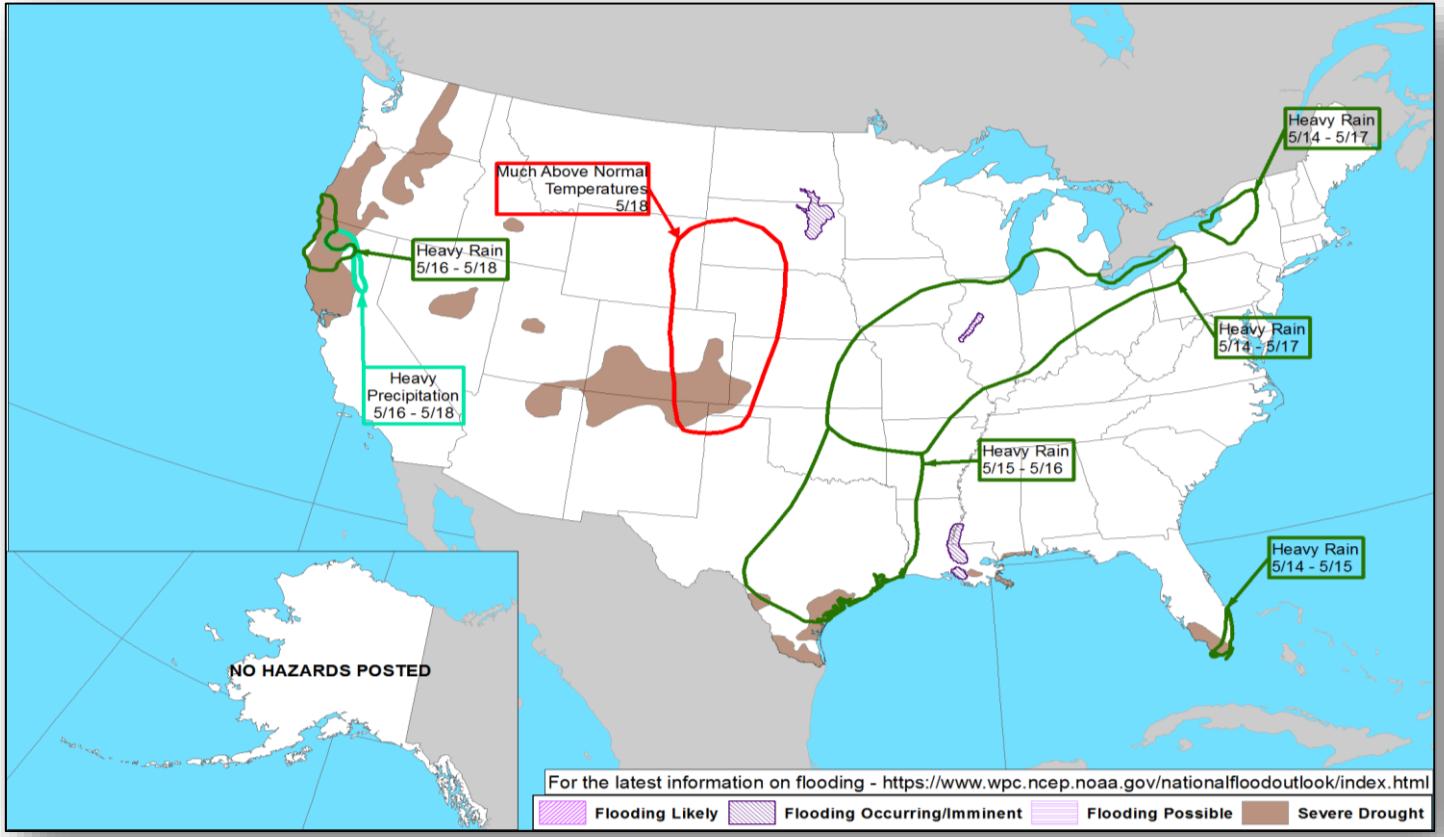

Space Weather

	Space Weather Activity	Geomagnetic Storms	Solar Radiation	Radio Blackouts
Past 24 Hours	None	None	None	None
Next 24 Hours	None	None	None	None
For further information on NOAA Space Weather Scales refer to: http://www.swpc.noaa.gov/noaa-scales-explanation				

HF Communication Impact

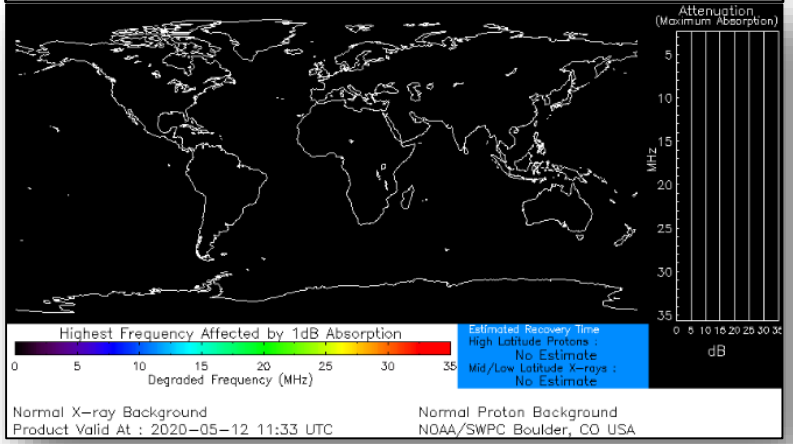

Sunspot Activity



Joint Preliminary Damage Assessments

Region	State / Location	Event	IA/PA	Number of Counties		Start – End
				Requested	Completed	
IV	AL	Severe Storm April 12, 2020	IA	0	0	N/A
			PA	7	0	5/14 – TBD
	MS	Severe Storms, Flooding, Tornadoes, Straight-line Winds and Flooding April 22-23, 2020	IA	0	0	N/A
			PA	9	0	5/14 – TBD
VI	AR	Severe Storms April 4, 2020	IA	8	0	5/1 – TBD
			PA	11	0	5/1 – TBD
	TX	Tornado April 22, 2020	IA	5	0	4/30 – TBD
			PA	0	0	N/A
VIII	UT	Earthquake March 18, 2020	IA	4	0	4/6 – TBD
			PA	4	0	4/6 – TBD

Declaration Requests in Process – 3

State / Tribe / Territory – Incident Description	Type	IA	PA	HM	Requested
AL – Severe Storms and Flooding	DR		X	X	Apr 25
HI – Severe Storms and Flooding	DR		X	X	Apr 27
TX – Severe Storms, Straight-line Winds, and Tornadoes (Appeal)	DR		X	X	Apr 27

Declaration Amendments

Declaration	Number	Issued	Action
FEMA-4522-DR-ME	1	May 11	Adds Individual Assistance limited to the Crisis Counseling Program statewide
FEMA-4473-DR-PR	7	May 11	Extends the incident period

FEMA Common Operating Picture

FEMA

FEMA HQ

NWC	NRCC
Monitoring	Level I

FEMA REGIONS

WATCH		RRCC
Monitoring	I	Level I
Monitoring	II	Level II
Monitoring	III	Level II
Monitoring	IV	Level II
Monitoring	V	Level II
Monitoring	VI	Level II
Alt Location	VII	Level II
Monitoring	VIII	Level II
Monitoring	IX	Level I
Monitoring	X	Level II

Notes:

COVID-19
NRCC w/ESFs (Days)

All RRCCs (Days)

GA: Flooding
MS: Flooding
PR : Earthquake
TN: Tornadoes

All EOCs activated for COVID-19

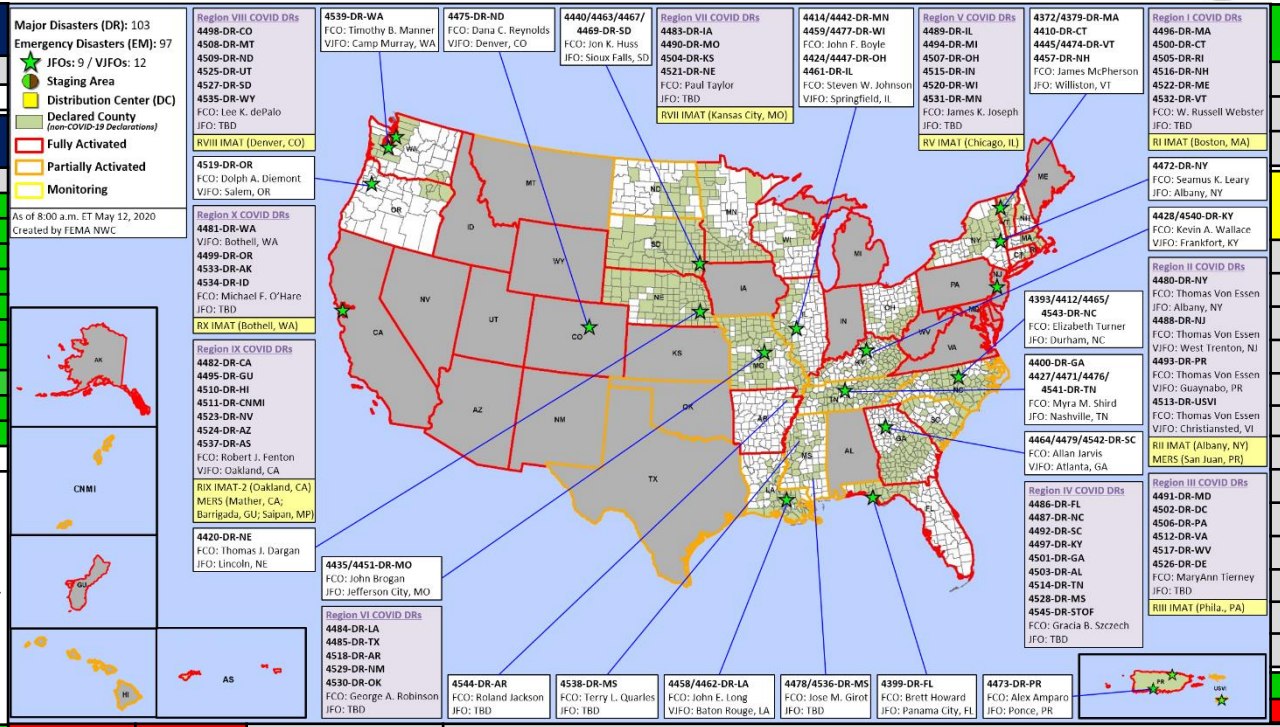

N-IMATs

2 Teams

Red	
Blue	
Gold	IMAT-A Support

R-IMATs

4 – 6 Teams

I	RRCC
II	NY
III	RRCC
IV-1	Virtual MS
IV-2	Virtual SC
V	RRCC
VI-1	
VI-2	
VII	RRCC
VIII	RRCC
IX-1	
IX-2	RRCC
X	RRCC

FMC	*PMC*
NMC	*Deployed*

Team: Status	US&R 33 – 65%	MERS >66%	FCOs ≤1 Type I	FDRCs ≤1	IM WORKFORCE
Assigned:	28	36	47	11	13,452 ▼
Unavailable	10	0	0	0	2,533 ▲
Deployed:	0	1	44 (+1)	10	5,944 ▲
Available:	**18**	**35**	**3 (-1)**	**1**	**4,975 / 37%** ▼

IM CADRE AVAILABILITY SUMMARY

Cadres with 25% or Less Availability

EHP 21% (131/628); ER 21% (16/76); FL 14% (23/161); FM 23% (60/259); OPS 19% (56/289); PA 22% (679/3,098); PLAN 19% (80/419); SAF 22% (12/54)

Public Assistance Grant Program

FEMA

PA Project Worksheets Obligated

in past week, as of 5/11/20 at 1500 EDT

PA Category	Emergency Work		Permanent Work							
	A - Debris Removal	B - Protective Measures	C - Roads & Bridges	D - Water Control Facilities	E - Public Buildings	F - Public Utilities	G - Recreational or Other	H - Fire Management	Z - State Management	Total
Number Of PWs Obligated	79	121	325	22	87	43	77	0	130	**884**
Federal Share Obligated	$26,235,272	$137,117,370	$30,005,347	$5,354,645	$35,901,498	$5,943,098	$9,692,949	$0	$11,058,069	**$261,308,248**

Public Assistance Obligated per Category

4/27/2020 through 5/11/2020

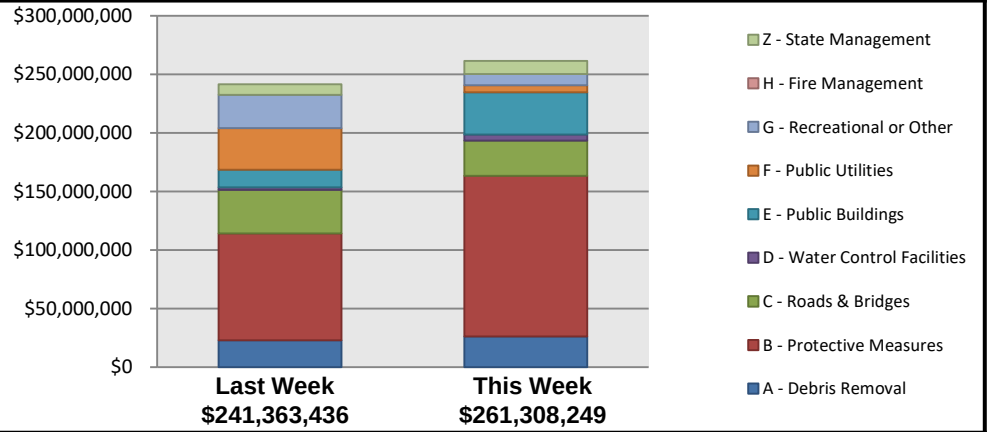

This weeks PA Highlights

- In 4483 - IA
  - $78 Million obligated for Category B – Protective Measures
- In 4399 - FL
  - $18 Million obligated for Category E – Public Buildings
- In 4344 - CA
  - $17 Million obligated for Category B – Protective Measures

Direct Housing

Total Households in FEMA Direct Housing per State

Past Year per Week, 5/13/2019 – 5/11/2020, There are currently 794 Households Occupying 794 Temporary Units

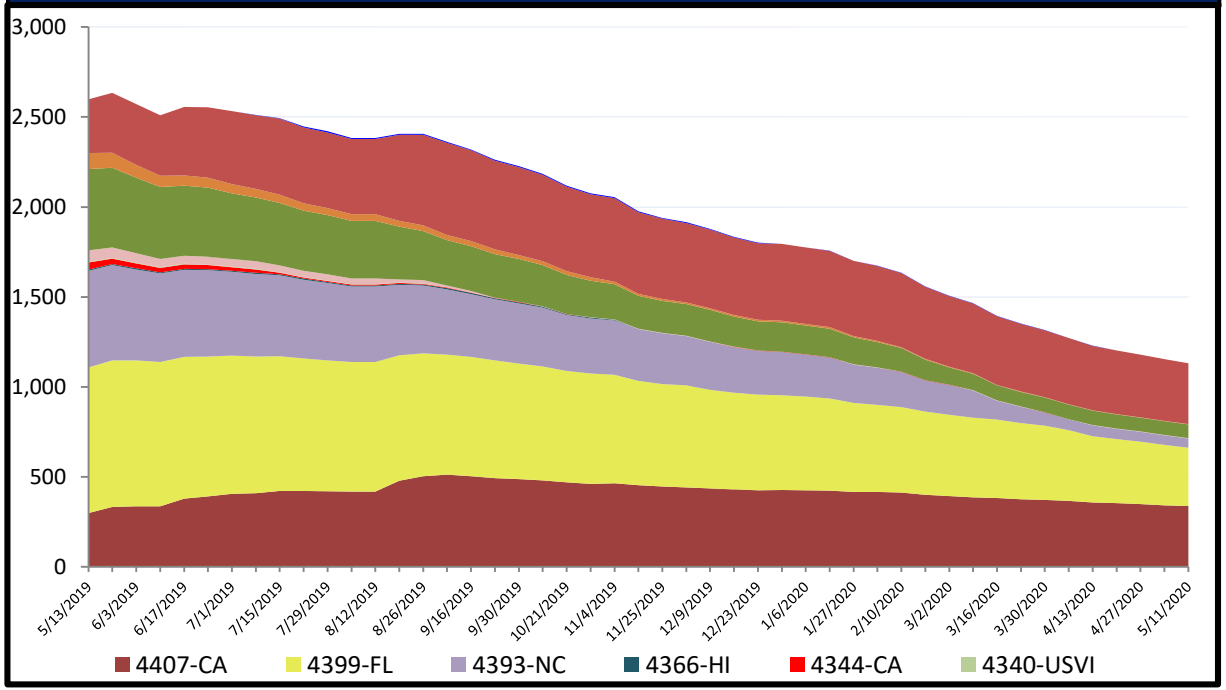

DR	IA Declaration Date	Program End Date	Current # of Households in Direct Housing (Weekly Change)
4421-IA	3/23/2019	9/23/2020	1 (0)
4407-CA	11/12/2018	5/12/2020	338 (-4)
4399-FL	10/11/2018	4/11/2020	324 (-12)
4393-NC	9/14/2018	3/14/2020	52 (-2)
4344-CA	10/10/2017	7/10/2019	0 (0)
4339-PR	9/20/2017	9/20/2019	1 (0)
4332-TX	8/25/2017	8/25/2019	76 (-1)
4277-LA	8/14/2016	4/30/2019	2 (0)

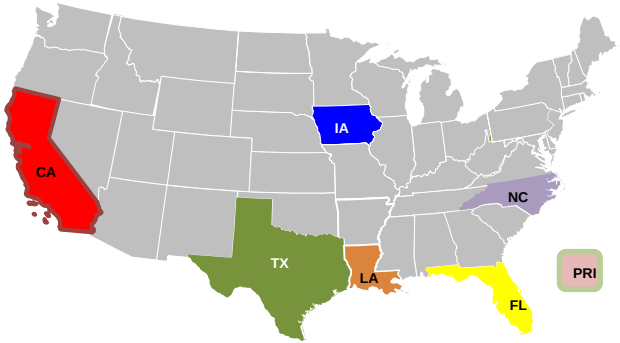

States with Currently Occupied Units

Individual Assistance Activity

IHP Approved per Category in the Past
2 Weeks – 4/27/2020 through 5/11/2020

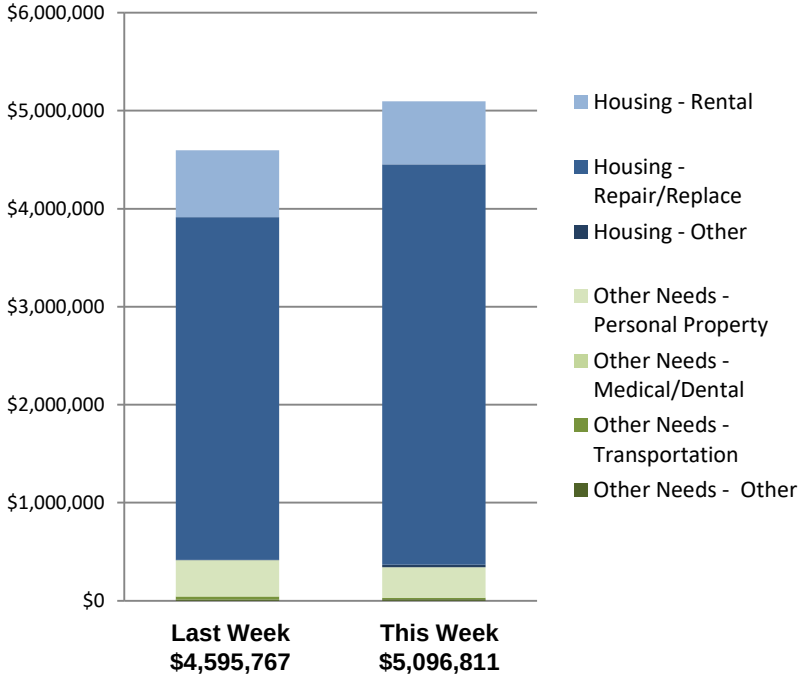

FEMA

FEMA’s mission is helping people before, during, and after disasters.

Click here to subscribe to this briefing.