FEMA

Daily Operations Briefing

Saturday, May 16, 2020

8:30 a.m. ET

National Current Operations & Monitoring

Significant Incidents or Threats:

- COVID-19
- Heavy rain and flash flooding possible – Southern Plains/Lower Mississippi Valley
- Wildfire – FL

Tropical Activity:

- Atlantic – Disturbance 1 (Invest 90L) – High (80%)

Declaration Activity: None

COVID-19 Update

Situation: FEMA, HHS, and federal partners are working with SLTT governments to execute a Whole-of-America response to the COVID-19 pandemic. Among the 8 states not presently experiencing a decrease in confirmed cases, 3 have no stay-at-home orders in place, 3 have stay-at-home advisories, and 2 have state-wide stay-at-home orders in place.
Nationwide testing: 10,425,877 (+887,156) cumulative as of May 15

Operational Task Forces:
Community Based Testing Sites:
- 187,912 (+3,987) samples collected at CBTS locations since Mar 20
- 233,144 (+13,074) tests processed by Private-Partnership Testing Sites since Apr 5

Lifelines Impacts:
Health and Medical Lifeline
Public Health:
- CISA is developing two products for schools (K-12) regarding the use of distance learning and video conferencing tools

Other Domestic Lifelines
Food, Water, Shelter:
- U.S. Department of Agriculture (USDA) approved WY for the Supplemental Nutrition Assistance Program (SNAP) online program; WY is 24th state approved; A total of 12 states currently have operational online programs: NY, KY, NC, AL, FL, IA, NE, AZ, CA, ID, OR, and WA
- USDA extended the waivers for three nationwide child nutrition programs (Congregate Feeding, Parent Pickup, and Meal Times) to Aug 31

Response:
- FEMA NRCC activated to Level I; all FEMA RRCCs activated
- FEMA IMAT-A teams deployed to 27 states/territories; LNOs deployed to 37 states/territories
- 57 Major Disaster Declarations approved; All State / Territory EOCs activated
- 49,386 (-129) FEMA, DoD, HHS, VA, and CDC personnel deployed / activated; 3,154 (-6) FEMA employees deployed

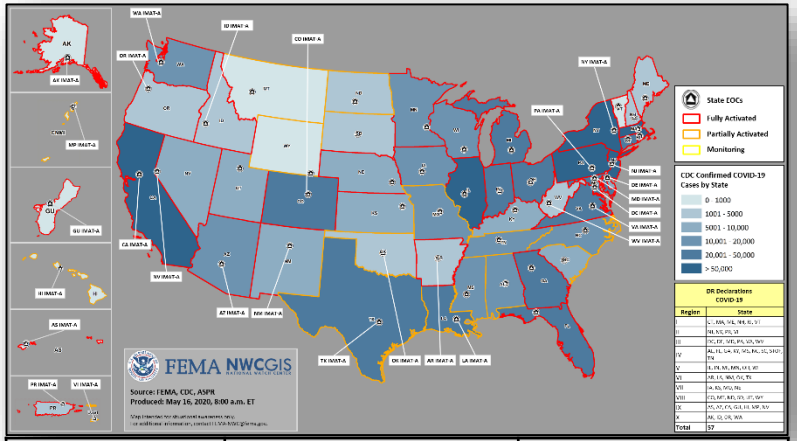

COVID-19	Confirmed	Deaths
United States	1,430,508 (+24,957	87,124 (+1,579)
Worldwide	4,338,658 (+90,269)	297,119 (+5,073)

(FEMA SLB COVID-19, May 15)

Tropical Outlook – Atlantic

Disturbance 1 (Invest 90L) *(As of 2:00 a.m. ET)*

- Located near SE coast of Florida
- Gradual development expected, likely to become a tropical or subtropical depression or storm later today
- Heavy rainfall and gusty winds across portions of SE Florida
- Formation chance through 48 hours: High (80%)
- Formation chance through 5 days: High (80%)

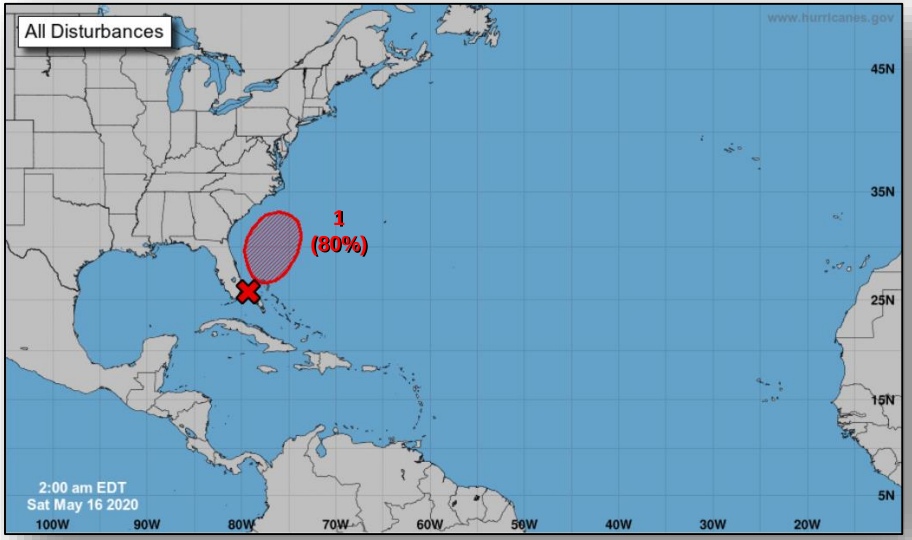

Current Disturbances & 5 Day Cyclone Formation: < 40% | 40-60% | > 60%
Tropical / Sub-Tropical Cyclone: Depression | Storm | Hurricane | Post-Tropical Cyclone / Remnants

Potential track area: Day 1-3 Day 4-5 | Watches: Hurricane Trop Stm | Warnings: Hurricane Trop Stm | Current wind extent: Hurricane Trop Stm

National Weather Forecast

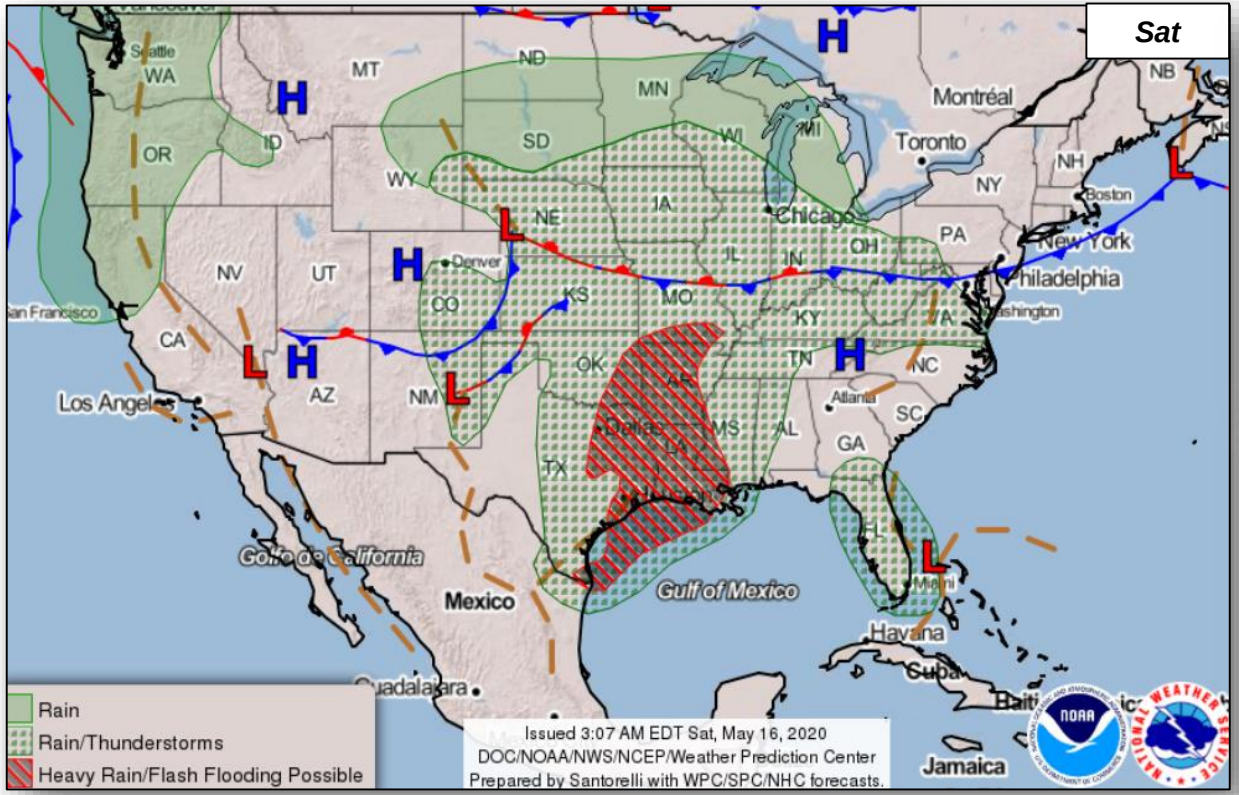

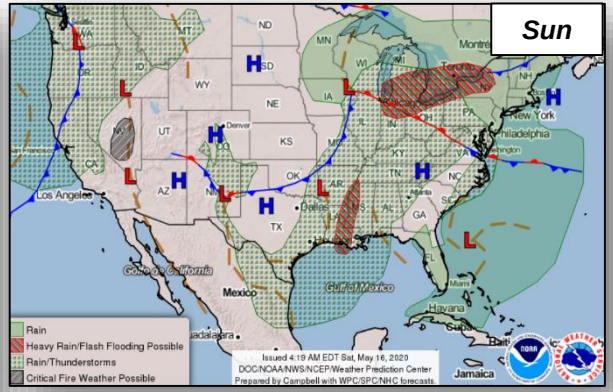

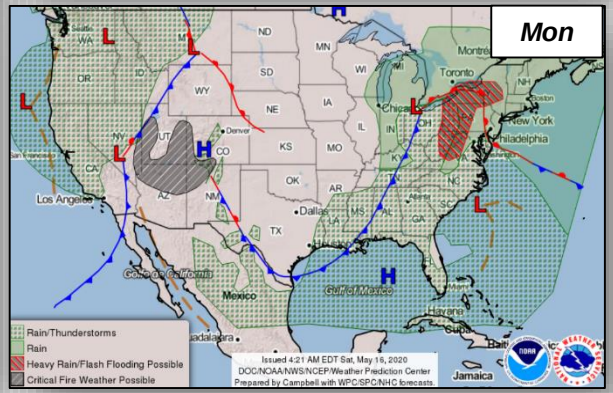

Precipitation

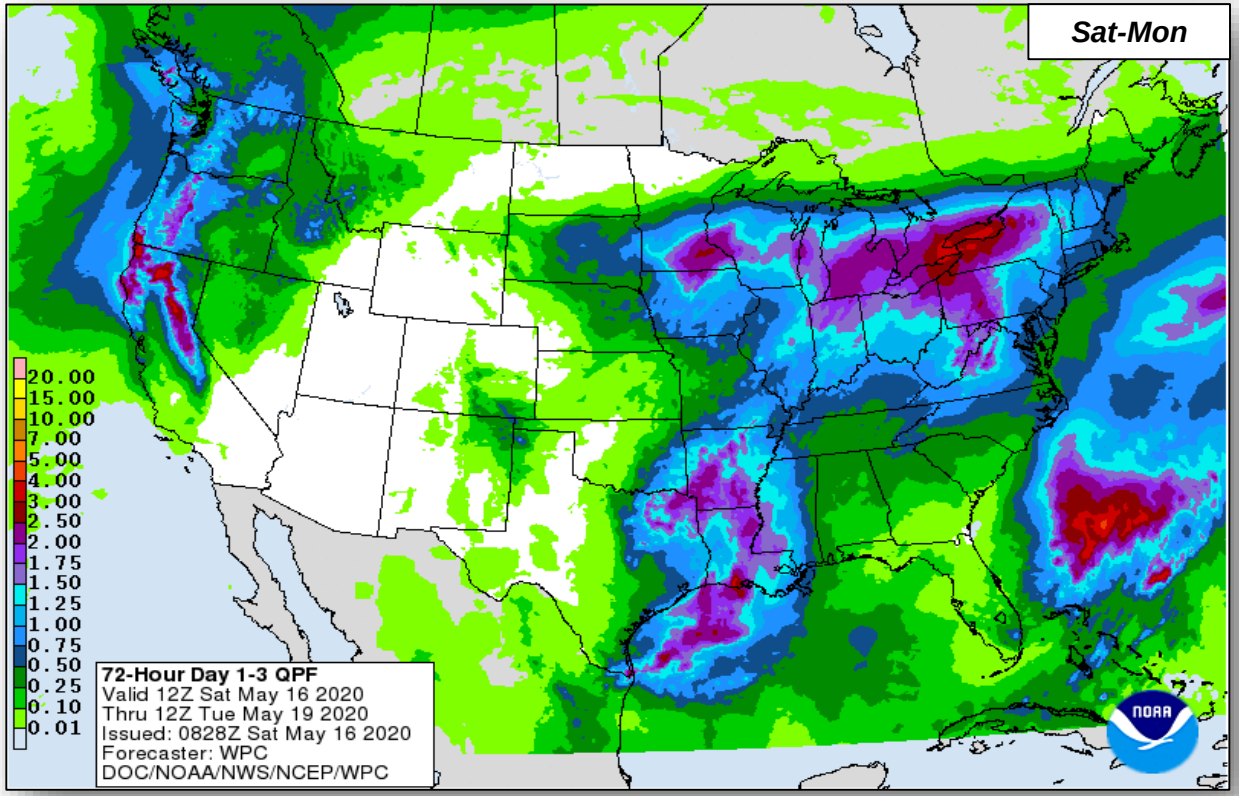

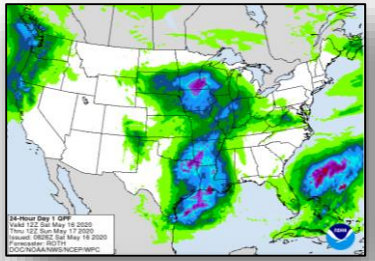

Sat

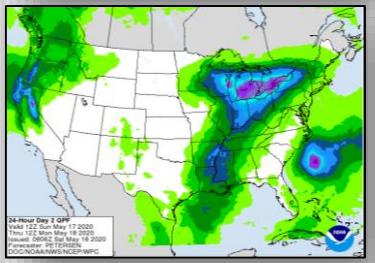

Sun

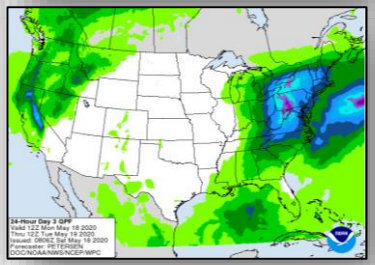

Mon

Hazards Outlook – May 18-22

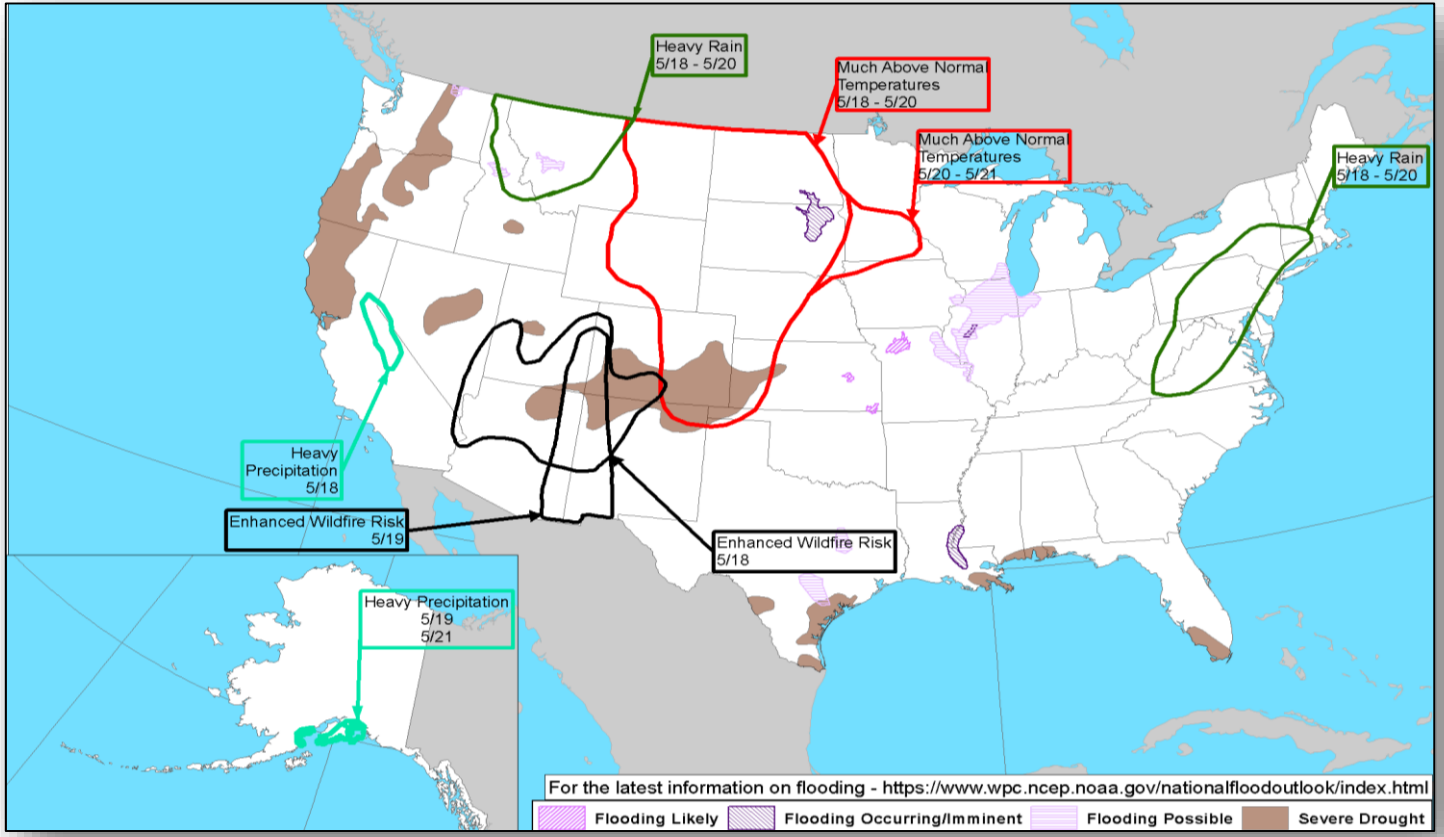

Wildfire Summary

Fire Name (County, ST)	FMAG #	Acres Burned	Percent Contained	Evacuations	Structures (Homes / Other)			Fatalities / Injuries
					Threatened	Damaged	Destroyed	
*36th Ave. SE Fire (Collier, FL)	5309-FM-FL	8,663 (+4,663)	40% (+35)	**M:** Lifted	**H:** 30 (-1,569)	**H:** 0	**H:** 7 (+1)	0 / 0
				V: Lifted	**O:** 0	**O:** 0	**O:** 23 (+23)	

** 36th Ave. Fire merged with 26th Ave. Fire*

Evacuations: M = Mandatory / V = Voluntary
Structures: H = Homes / O = Other

Joint Preliminary Damage Assessments

Region	State / Location	Event	IA/PA	Number of Counties		Start – End
				Requested	Completed	
IV	AL	Severe Storms, Strong Winds, Tornadoes, and Hail Apr 19	IA	0	0	N/A
			PA	10	0	5/15 – TBD
		Severe Storm Apr 12	IA	0	0	N/A
			PA	7	0	5/14 – TBD
	MS	Severe Storms, Flooding, Tornadoes, and Straight-line Winds Apr 22-23	IA	0	0	N/A
			PA	11 (+2)	3	5/14 – TBD
	TN	Severe Storms May 3-4	IA	0	0	N/A
			PA	19	0	5/14 – TBD
VI	AR	Severe Storms Apr 4	IA	8	0	5/1 – TBD
			PA	11	0	5/1 – TBD
	TX	Tornado Apr 22	IA	5	0	4/30 – TBD
			PA	0	0	N/A
VII	MO	Severe Storms May 3-4	IA	0	0	N/A
			PA	19	0	5/14 – TBD

Declaration Requests in Process – 3

State / Tribe / Territory – Incident Description	Type	IA	PA	HM	Requested
AL – Severe Storms and Flooding	DR		X	X	Apr 25
HI – Severe Storms and Flooding	DR		X	X	Apr 27
TX – Severe Storms, Straight-line Winds, and Tornadoes (Appeal)	DR		X	X	Apr 27

FEMA Common Operating Picture

FEMA

FEMA HQ

NWC	NRCC
Monitoring	Level I

FEMA REGIONS

WATCH		RRCC
Monitoring	I	Level I
Monitoring	II	Level II
Monitoring	III	Level II
Monitoring	IV	Level II
Monitoring	V	Level II
Monitoring	VI	Level II
Alt Location	VII	Level II
Alt Location	VIII	Level II
Monitoring	IX	Level I
Monitoring	X	Level II

Notes:

COVID-19
NRCC w/ESFs (Days)

All RRCCs (Days)

GA: Flooding
MS: Flooding
PR : Earthquake
TN: Tornadoes

All EOCs activated for COVID-19

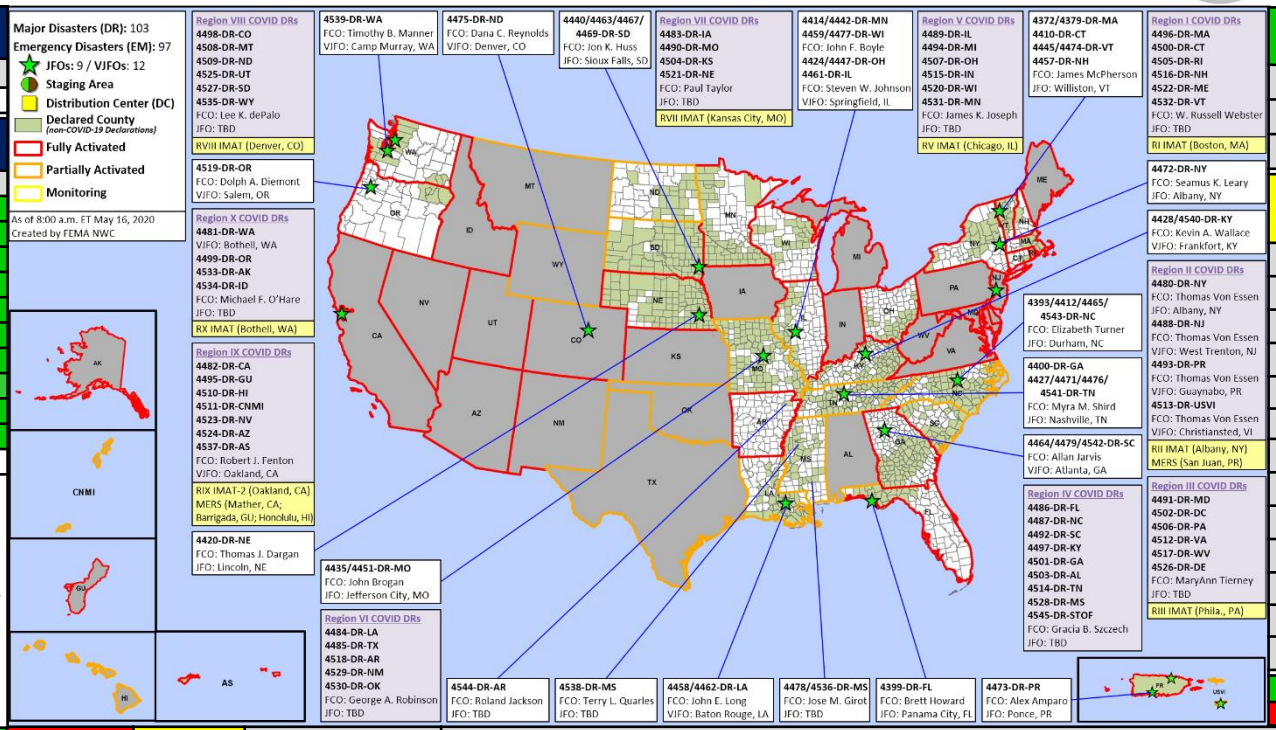

N-IMATs
2 Teams

Red	
Blue	
Gold	IMAT-A Support

R-IMATs
4 – 6 Teams

I	RRCC
II	NY
III	RRCC
IV-1	Virtual MS
IV-2	Virtual SC
V	RRCC
VI-1	Virtual AR
VI-2	
VII	RRCC
VIII	RRCC
IX-1	
IX-2	RRCC
X	RRCC

FMC	*PMC*
NMC	*Deployed*

Team: Status	US&R 33 – 65%	MERS >66%	FCOs ≤1 Type I	FDRCs = 2	IM WORKFORCE
Assigned:	28	36	47	11	13,489 ▲
Unavailable	10	0	0	0	2,518 ▼
Deployed:	0	1	44	9 (-1)	5,934 ▼
Available:	**18**	**35**	**3**	**2 (+1)**	**5,037 / 37%** ▲

IM CADRE AVAILABILITY SUMMARY
Cadres with 25% or Less Availability

EHP 21% (129/628); ER 21% (16/76); FL 15% (24/161); FM 23% (60/259); OPS 19% (56/295); PA 22% (673/3,103); PLAN 21% (86/417); SAF 17% (9/54)

FEMA

FEMA’s mission is helping people before, during, and after disasters.

Click here to subscribe to this briefing.