



FEMA

Daily Operations Briefing

Tuesday, June 23, 2020

8:30 a.m. ET

National Current Operations & Monitoring



FEMA

Significant Incidents or Threats:

- Severe thunderstorms possible – Southern Plains
- Heavy rain and flash flooding possible – Southern Plains; Appalachians to Mid-Atlantic
- COVID-19

Tropical Activity:

- Atlantic:
 - Subtropical Depression Four
- Eastern Pacific:
 - Disturbance 1 – High (70%)
 - Disturbance 2 – Medium (50%)
 - Disturbance 3 – High (80%)
 - Disturbance 4 – Low (30%)
- Central Pacific:
 - Disturbance 1 – High (70%)

Declaration Activity: Major Disaster Declaration Request - Missouri

COVID-19 Update



FEMA

Situation: FEMA and HHS continue to lead the COVID-19 Response / Recovery efforts. 36,457 (-123) Federal employees deployed / activated; 2,520 FEMA employees deployed. Nationwide Testing: 26,781,666 (+281,169) cumulative as of June 22.

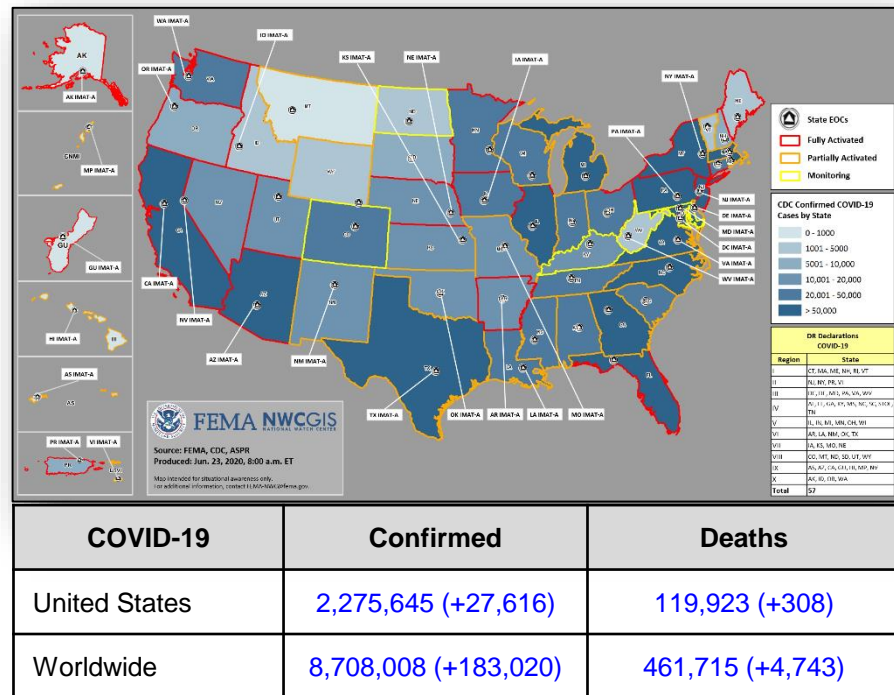
Lifelines Impacts:

Health and Medical

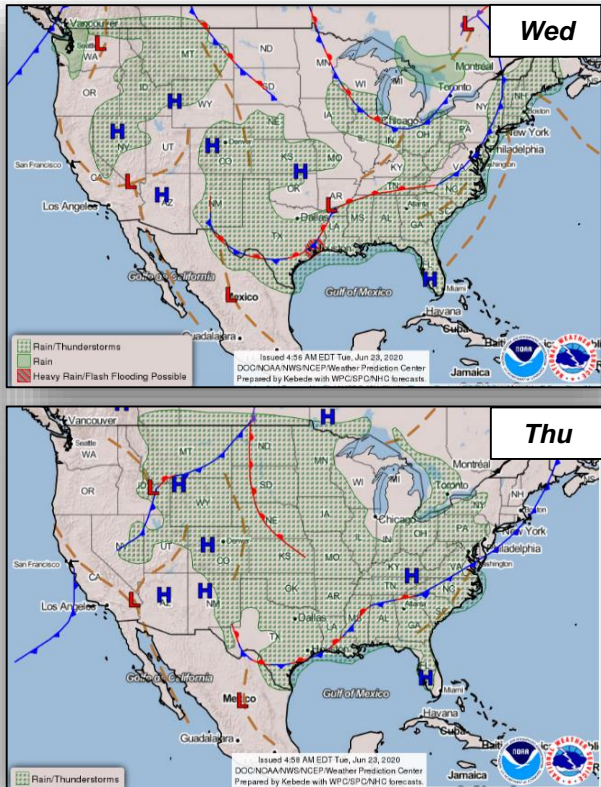
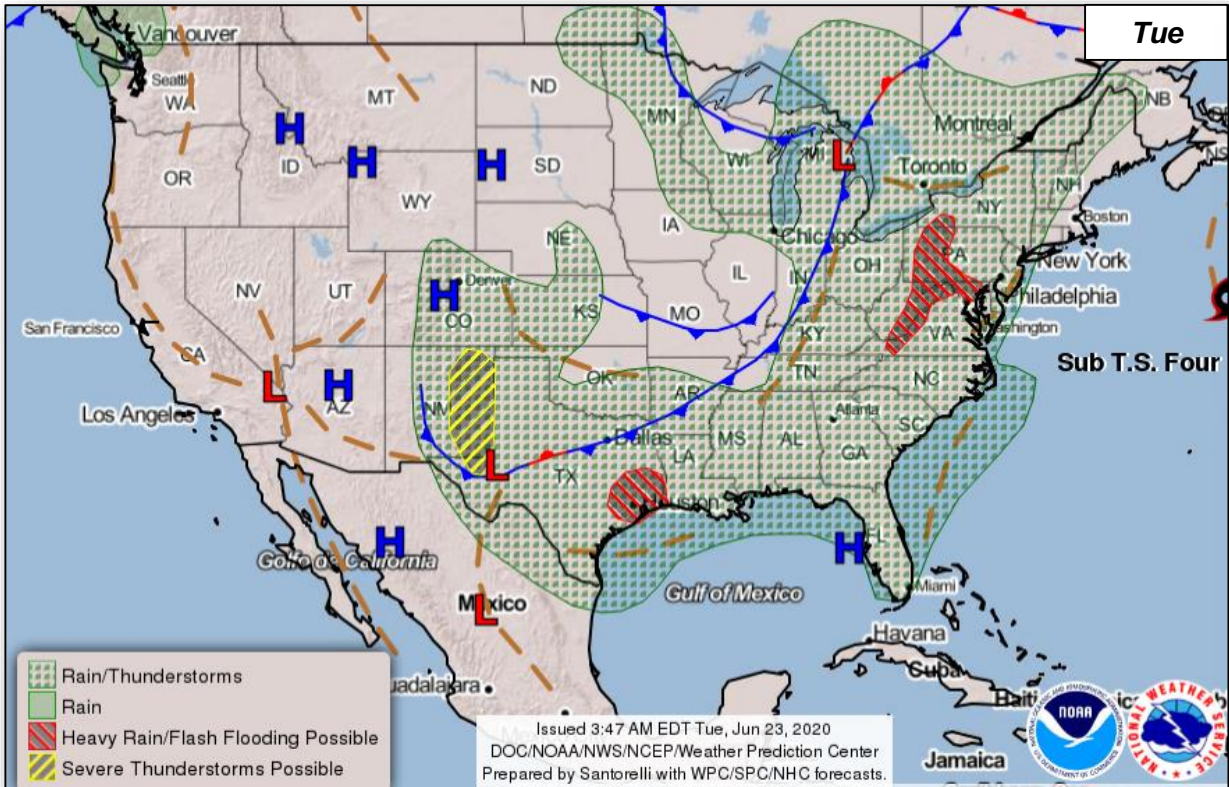
- VA: Governor announced \$246 million from CARES Act funding will be used to support long-term care facility response to COVID-19; VA Department of Health directed to make COVID-19 cases and deaths data associated with long-term care facilities publicly available
- AZ: 20 consecutive days of increasing averages for new cases; 19 consecutive days above 10% positive tests; two days of above 20% positive tests; Governor continues to boost testing and amplify contact tracing throughout the state
- WA: Mongolia's donation of 60k isolation gowns arrive in Seattle on June 21
- FEMA RSS allocating gowns to AZ and NV

Response:

- NRCC at Level I; Region I and II RRCCs at Level II; Region III, IV, V, VI and X RRCCs at Level III; Region VII, VIII and IX RRCCs are rostered; Region VII COVID-19 response being worked from the Virtual JFO
- NWC, all RWCs, and MOCs at Steady State; monitoring



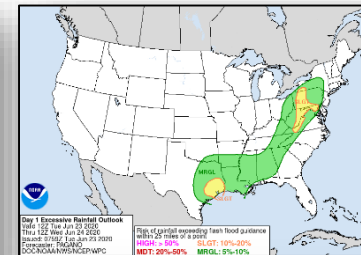
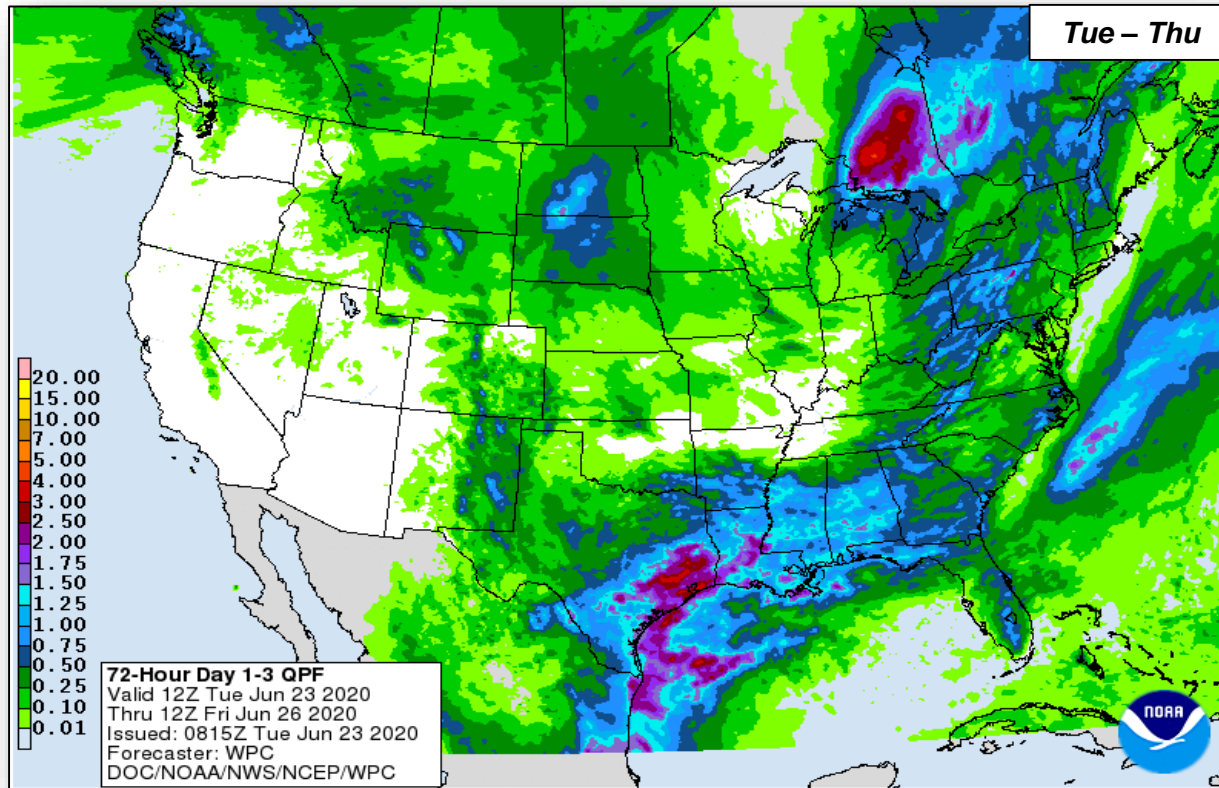
National Weather Forecast



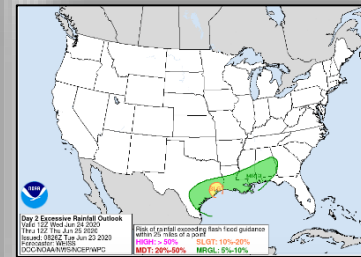
Precipitation & Excessive Rainfall



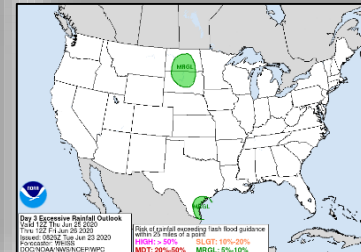
FEMA



Tue



Wed

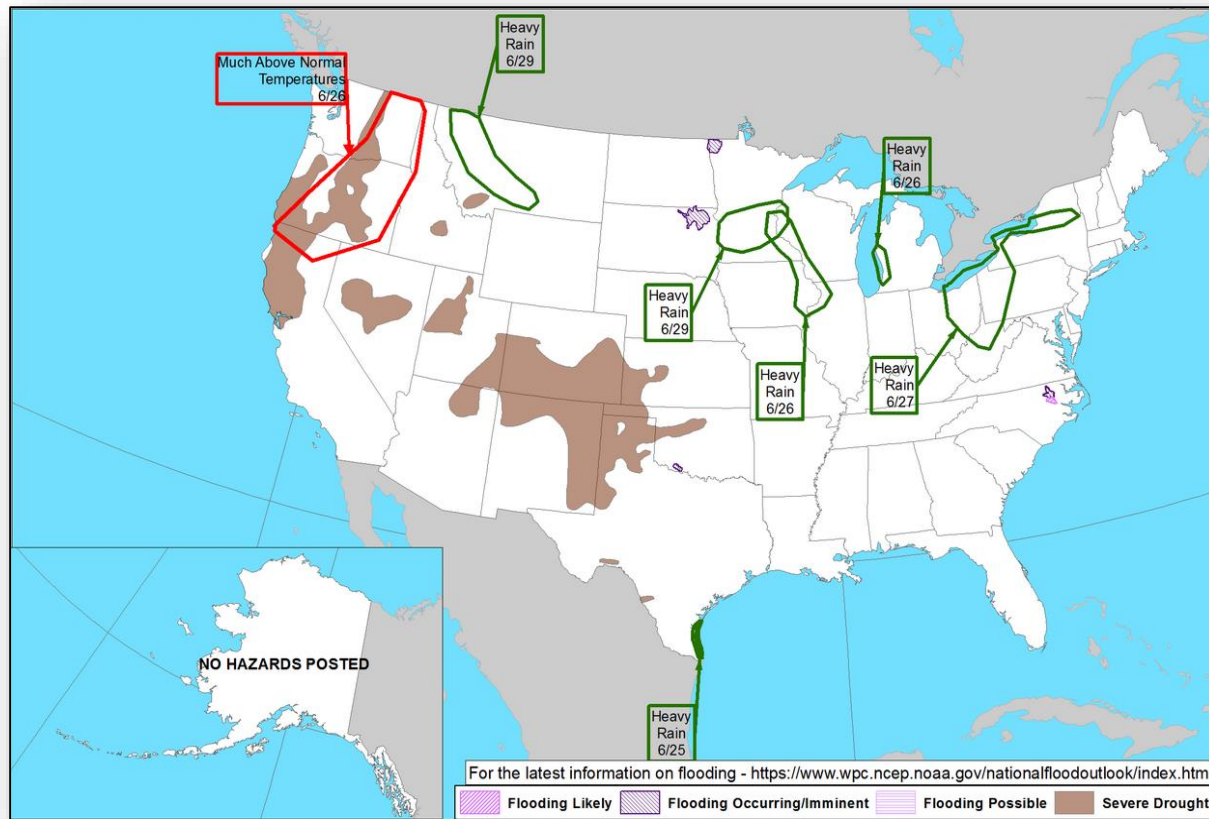


Thu

Hazards Outlook – Jun 25-29



FEMA



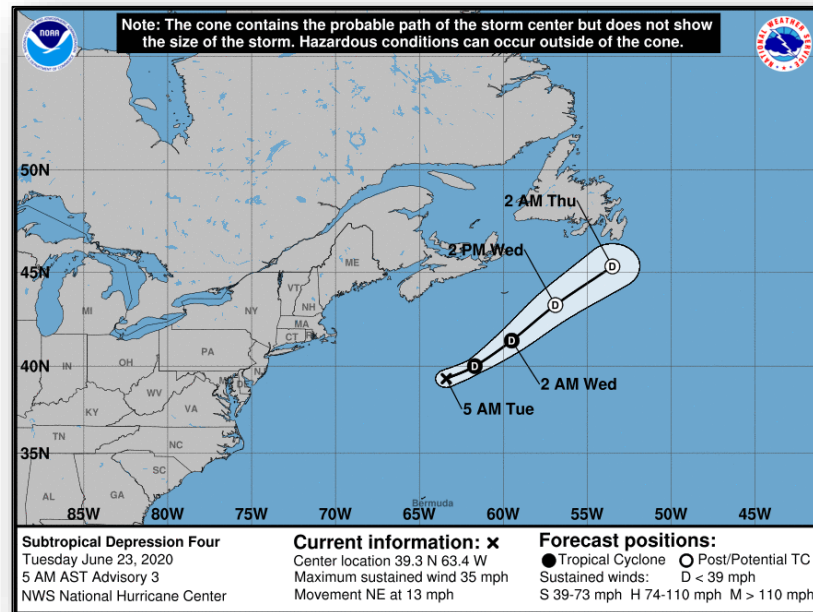
Tropical Outlook – Atlantic



FEMA

Subtropical Depression Four *(Advisory #3 as of 5:00 a.m. ET)*

- Located 365 miles S of Halifax, Nova Scotia
- Moving NE at 13 mph
- Maximum sustained winds 35 mph
- Will likely weaken and transition into a post-tropical cyclone on Wednesday
- There are no coastal watches or warnings in effect



Tropical Outlook – Eastern Pacific



FEMA

Disturbance 1 (as of 8:00 a.m. ET)

- More than 1,500 miles SW of the southern tip of the Baja California peninsula
- Conditions appear conducive for gradual development; **likely to become a tropical depression during the next few days** while it moves slowly W
- Formation chance through 48 hours: **Medium (50%)**
- Formation chance through 5 days: **High (70%)**

Disturbance 2 (as of 8:00 a.m. ET)

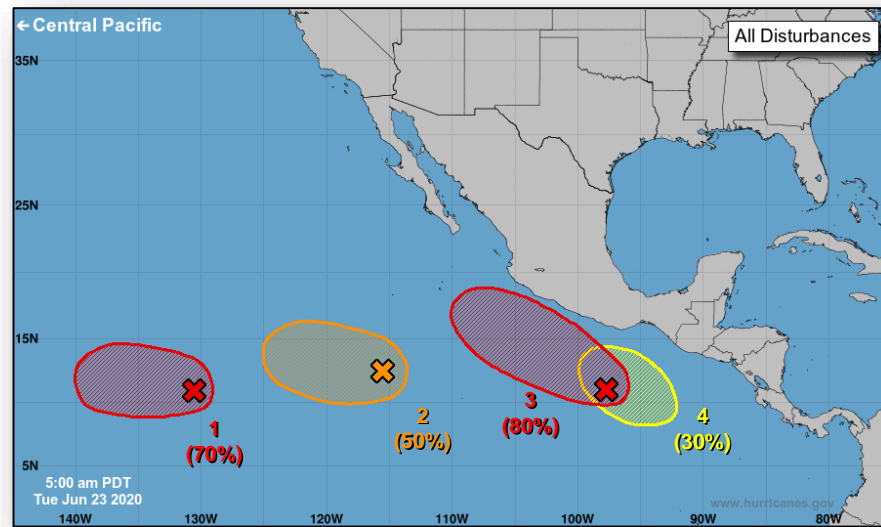
- Located several hundred miles **SSW** of the southern tip of Baja California peninsula
- **Environmental conditions are forecast to remain conducive for gradual development over the next few days**
- Formation chance through 48 hours: Medium (50%)
- Formation chance through 5 days: Medium (**50%**)

Disturbance 3 (as of 8:00 a.m. ET)

- Located a few hundred miles **SSW** of the Gulf of Tehuantepec
- Conditions are forecast to be conducive for development in a couple of days
- **Likely to become a tropical depression in a few days while it moves WNW parallel to the coast of Mexico**
- Formation chance through 48 hours: Low (30%)
- Formation chance through 5 days: **High (80%)**

Disturbance 4 (as of 8:00 a.m. ET)

- Forecast to form south of the Gulf of Tehuantepec by late this week
- Conditions are expected to be conducive for gradual development over the weekend as it moves WNW parallel to the coast of Mexico
- Formation chance through 48 hours: Low (near 0%)
- Formation chance through 5 days: Low (30%)



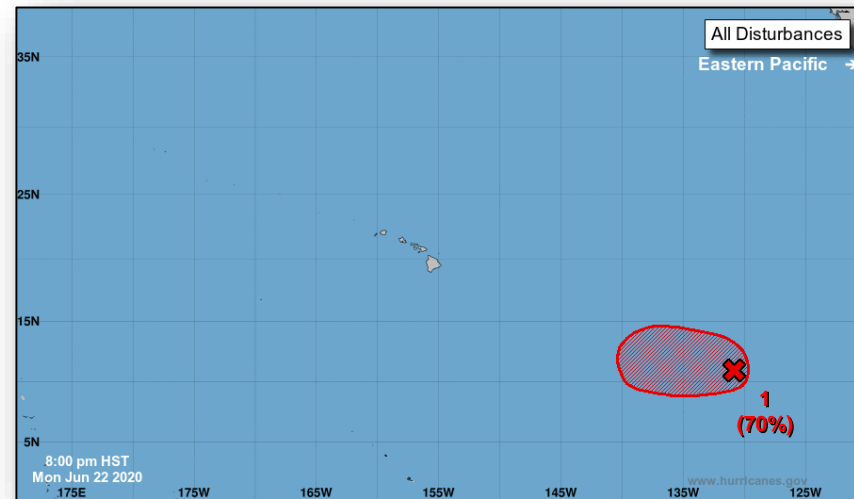
Tropical Outlook – Central Pacific



FEMA

Disturbance 1 (of 8:00 a.m. ET)

- Located more than 1,700 miles ESE of Hilo, HI
- Conditions appear conducive for gradual development
- Likely to become a tropical depression during the next few days while it moves slowly W
- Formation chance through 48 hours: Medium (50%)
- Formation chance through 5 days: High (70%)



Wildfire Summary



FEMA

Fire Name (County, ST)	FMAG #	Acres Burned	Percent Contained	Evacuations	Structures (Homes / Other)			Fatalities / Injuries
					Threatened	Damaged	Destroyed	
Big Horn Fire (Pima County, AZ)	5312-FM-AZ	58,553 (+6,925)	33% (17)	M: 365	H: 12,016	H: 0	H: 0	0 / 7 (+4)
				V: 0	O: 24	O: 0	O: 0	
Bush Fire - FINAL (Maricopa and Gila, AZ)	5313-FM-AZ	186,848 (+2,174)	61% (+19)	M: Lifted	H: 0	H: 0	H: 0	0 / 0
				V: 0	O: 0	O: 1	O: 0	

Evacuations: M = Mandatory / V = Voluntary
Structures: H = Homes and Mixed Commercial/Residential / O = Nonresidential Commercial/Other Minor Structures

Joint Preliminary Damage Assessments



Region	State / Location	Event	IA/PA	Number of Counties		Start – End
				Requested	Complete	
IV	MS	Tropical Storm Cristobal Jun 7-8	IA	0	0	N/A
			PA	3	0	6/23 – TBD
V	MN	Fires May 26 and continuing	IA	0	0	N/A
			PA	5	0	TBD
VI	LA	Tornadoes May 22	IA	0	0	N/A
			PA	1	0	6/17 – TBD

Declaration Request



FEMA

Declaration: Major Disaster – Missouri

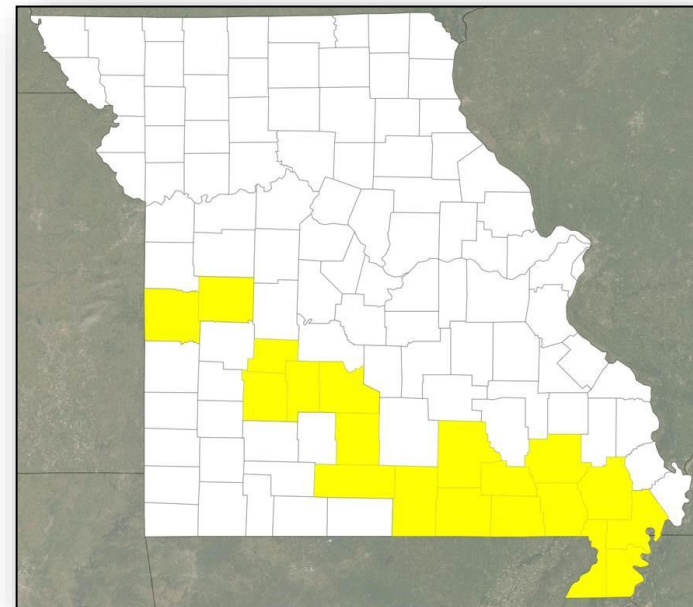
Requested: June 16, 2020

Incident: Severe storms, tornadoes, straight-line winds, and flooding

Incident Period: May 3-4, 2020

Includes:

- **Public Assistance:** 19 counties
- **Hazard Mitigation:** Statewide



■ PA

Declaration Requests in Process – 11



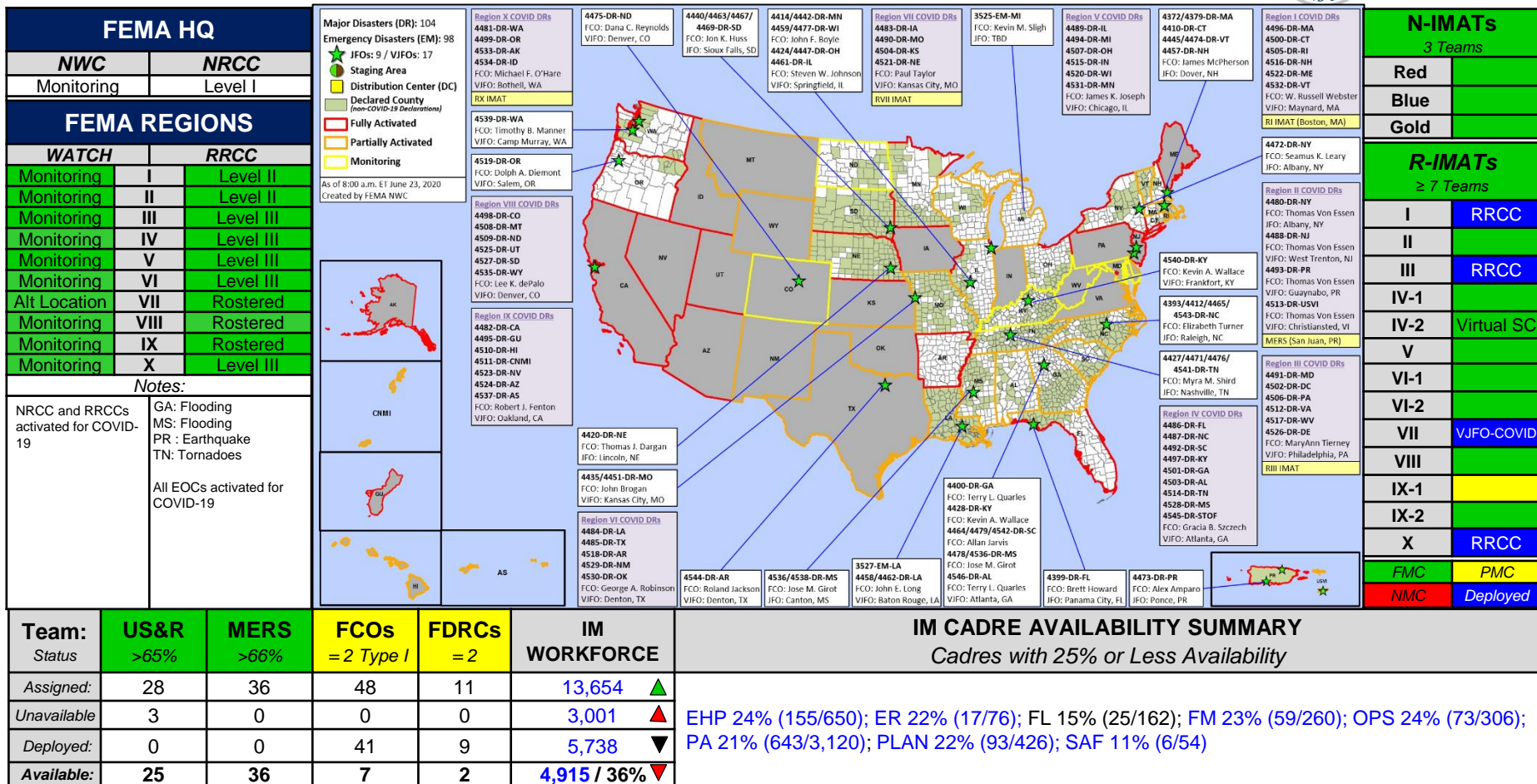
FEMA

State / Tribe / Territory – Incident Description	Type	IA	PA	HM	Requested
HI – Severe Storms and Flooding	DR		X	X	Apr 27
UT – Earthquake and Aftershocks	DR	X	X	X	May 15
Poarch Band of Creek Indians – COVID-19 Pandemic	DR	X	X		May 15
ND – Flooding	DR		X	X	May 25
AL – Severe Storms, Tornadoes, Straight-line Winds, and Flooding	DR		X	X	May 27
TN – Severe Storms, Straight-line Winds, and Flooding	DR		X	X	Jun 2
MS – Severe Storms, Tornadoes, Straight-line Winds, and Flooding	DR		X	X	Jun 4
AL – Severe Storms, Straight-Line Winds, and Tornadoes	DR		X	X	Jun 8
AR – Severe Storm and Straight-Line Winds	DR		X	X	Jun 10
MI – Severe Storms and Flooding	DR	X	X	X	Jun 15
MO - Severe Storms, Tornadoes, Straight-line Winds, and Flooding	DR		X	X	Jun 16

FEMA Common Operating Picture



FEMA





FEMA

Public Assistance Grant Program

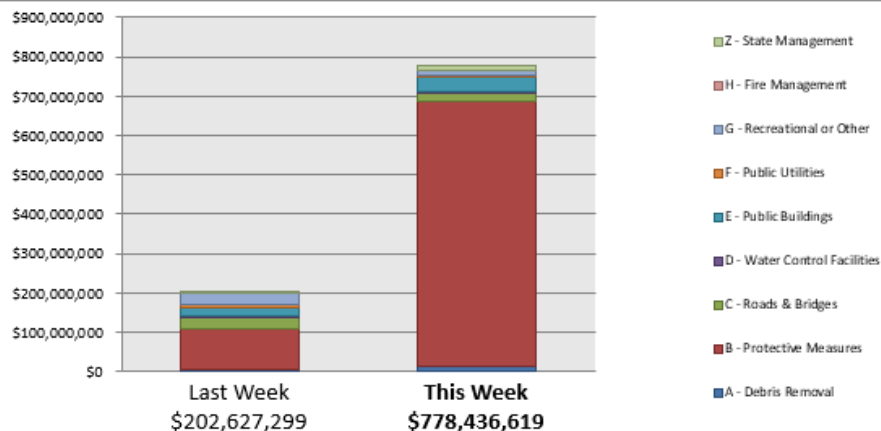
PA Project Worksheets Obligated

in past week, as of 6/22/20 at 1500 EDT

PA Category	Emergency Work		Permanent Work							Total
	A - Debris Removal	B - Protective Measures	C - Roads & Bridges	D - Water Control Facilities	E - Public Buildings	F - Public Utilities	G - Recreational or Other	H - Fire Management	Z - State Management	
Number Of PWs Obligated	40	83	205	26	80	29	72	0	76	611
Federal Share Obligated	\$11,733,548	\$674,065,122	\$20,682,721	\$3,176,430	\$39,352,399	\$5,786,280	\$11,222,182	\$0	\$12,417,936.56	\$778,436,619.15

Public Assistance Obligated per Category

6/8/2020 through 6/22/2020



This weeks PA Highlights

- In 4484 - LA
 - \$225 Million obligated for Category B – Protective Measures
- In 4487 - NC
 - \$140 Million obligated for Category B – Protective Measures
- In 4382 - CA
 - \$136 Million obligated for Category B – Protective Measures

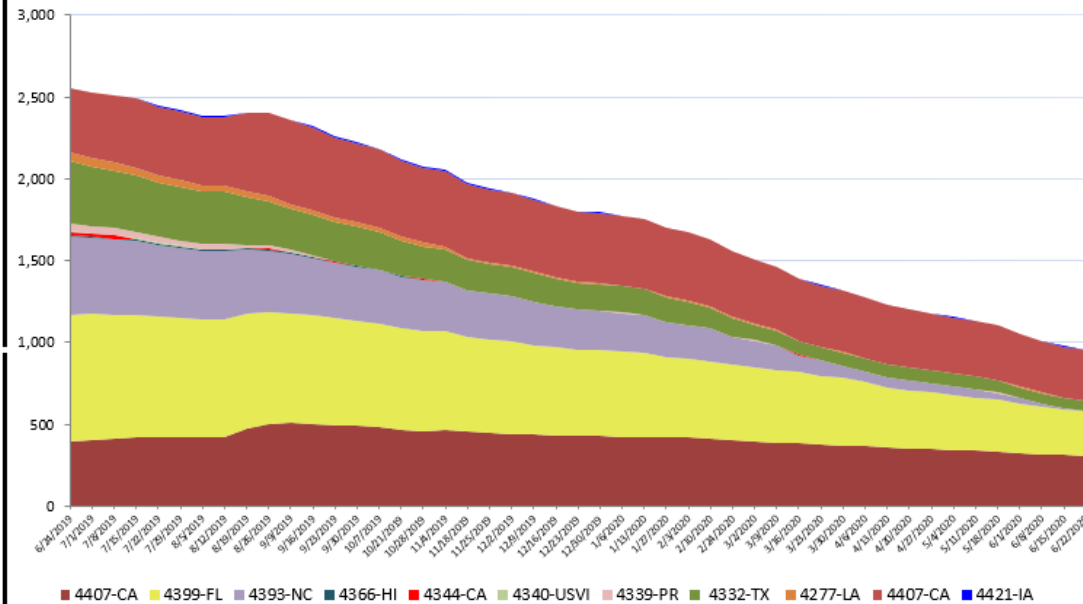
Direct Housing



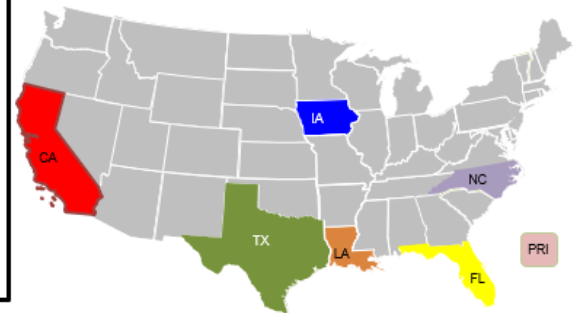
FEMA

Total Households in FEMA Direct Housing per State

Past Year per Week, 6/24/2019 – 6/22/2020, There are currently **648** Households Occupying **648** Temporary Units



DR	IA Declaration Date	Program End Date	Current # of Households in Direct Housing (Weekly Change)
4421-IA	3/23/2019	9/23/2020	1 (0)
4407-CA	11/12/2018	5/12/2020	304 (-7)
4399-FL	10/11/2018	4/11/2020	274 (-8)
4393-NC	9/14/2018	3/14/2020	3 (-2)
4344-CA	10/10/2017	7/10/2019	0 (0)
4339-PR	9/20/2017	9/20/2019	1 (0)
4332-TX	8/25/2017	8/25/2019	63 (-1)
4277-LA	8/14/2016	4/30/2019	2 (0)



States with Currently Occupied Units

NPSC Call Activity

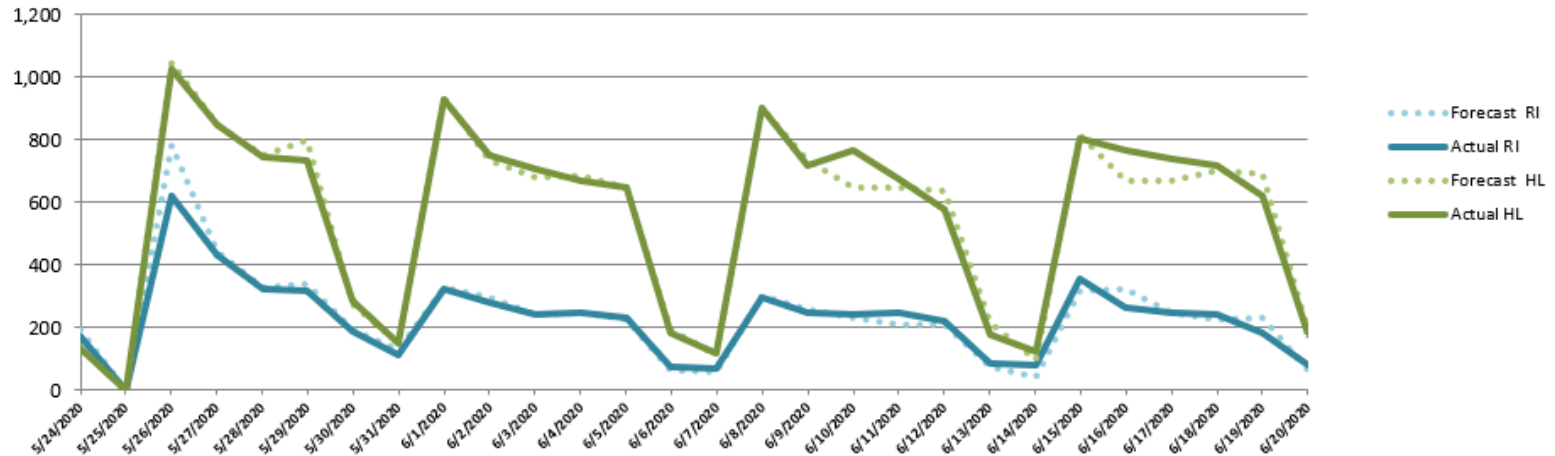
NPSC Call Activity in the Past Week

6/14/2020 through 6/20/2020

Call Type	Projected Calls	Actual Calls
Registration Intake:	1,453	1,451
Helpline:	3,827	3,950
Combined:	5,280	5,401

NPSC Call Forecasting and Actual Calls Over the Past 4 Weeks

5/24/2020 through 6/20/2020



Individual Assistance Activity



FEMA

	Individuals and Households Program Activity As Of: 6/22/20			
	In Past 7 Days		Cumulative	
	Applicants Approved	Amount Approved	Applicants Approved	Amount Approved
Open Registration Period	4473-PR Declared 01-16-2020	End Of Reg Period 07-02-2020		
	Housing Assistance	382 \$2,469,528.57	11,142	\$50,348,358.53
	Other Needs Assistance	52 \$26,316.61	4,037	\$2,007,728.27
	Total IHP	\$2,495,845.18		\$52,356,086.80
	Average IHP			\$4,082
	Total Max Grants		HA 371	ONA 0
Open Registration Period	4519-OR Declared 04-03-2020	End Of Reg Period 07-02-2020		
	Housing Assistance	12 \$115,807.48	138	\$1,869,811.08
	Other Needs Assistance	2 \$801.43	42	\$131,153.99
	Total IHP	\$116,608.91		\$1,800,765.05
	Average IHP			\$12,955
	Total Max Grants		HA 15	ONA 0
Open Registration Period	4536-MS Declared 04-16-2020	End Of Reg Period 06-15-2020		
	Housing Assistance	111 \$452,127.19	914	\$4,891,578.84
	Other Needs Assistance	66 \$93,515.97	517	\$1,060,889.27
	Total IHP	\$545,643.16		\$5,952,268.11
	Average IHP			\$5,934
	Total Max Grants		HA 6	ONA 0
Open Registration Period	4541-TN Declared 04-24-2020	End Of Reg Period 06-23-2020		
	Housing Assistance	16 \$47,165.57	344	\$1,190,347.09
	Other Needs Assistance	8 \$12,945.06	115	\$302,213.41
	Total IHP	\$60,110.63		\$1,492,560.50
	Average IHP			\$4,169
	Total Max Grants		HA 1	ONA 0
Open Registration Period	4542-SC Declared 05-01-2020	End Of Reg Period 06-30-2020		
	Housing Assistance	114 \$405,700.14	662	\$3,054,058.94
	Other Needs Assistance	30 \$40,094.88	256	\$365,502.02
	Total IHP	\$445,794.80		\$3,419,560.96
	Average IHP			\$4,769
	Total Max Grants		HA 8	ONA 0
Other IHP Active	14 Declarations IHP Programmatically Open - Closed Registration *			
	Housing Assistance	29 \$123,664.24		
	Other Needs Assistance	6 \$1,937.95		
	Total IHP	\$125,602.19		
Total IHP Approved in Past Week		\$3,789,604.87		





FEMA

**FEMA's mission is helping people
before, during, and after disasters.**

Click [here](#) to subscribe to this briefing.