



FEMA

Daily Operations Briefing

Tuesday, June 30, 2020

8:30 a.m. ET

National Current Operations & Monitoring



FEMA

Significant Incidents or Threats:

- Severe weather possible – Northern Plains
- Heavy rain/flash flooding possible – from the Middle Mississippi, Ohio, & Tennessee Valleys
- Critical Fire Weather – Southwest
- COVID-19

Tropical Activity:

- Atlantic:
 - Disturbance 1 – Low (near 0%)
- Eastern Pacific:
 - Tropical Depression Four-E
 - Disturbance 1 – Low (20%)
- Central Pacific: No new tropical cyclones are expected during the next five days
- Western Pacific: No activity affecting U.S. interests

Declaration Activity: None

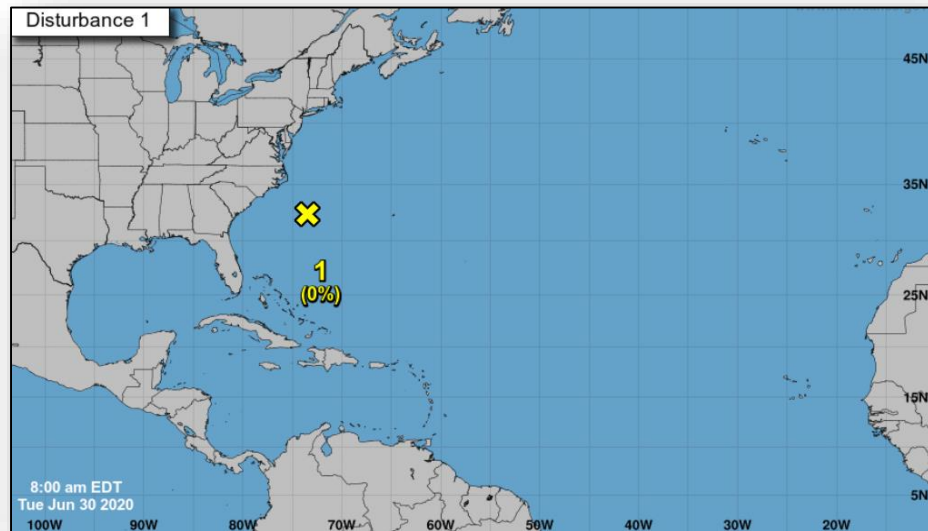
Tropical Outlook – Atlantic



FEMA

Disturbance 1 *(as of 8:00 a.m. ET)*

- Off the coast of North Carolina
- Significant development not anticipated as it NE away from the east coast
- Formation chance through 48 hours: Low (near 0%)
- Formation chance through 5 days: Low (near 0%)



Tropical Outlook – Eastern Pacific



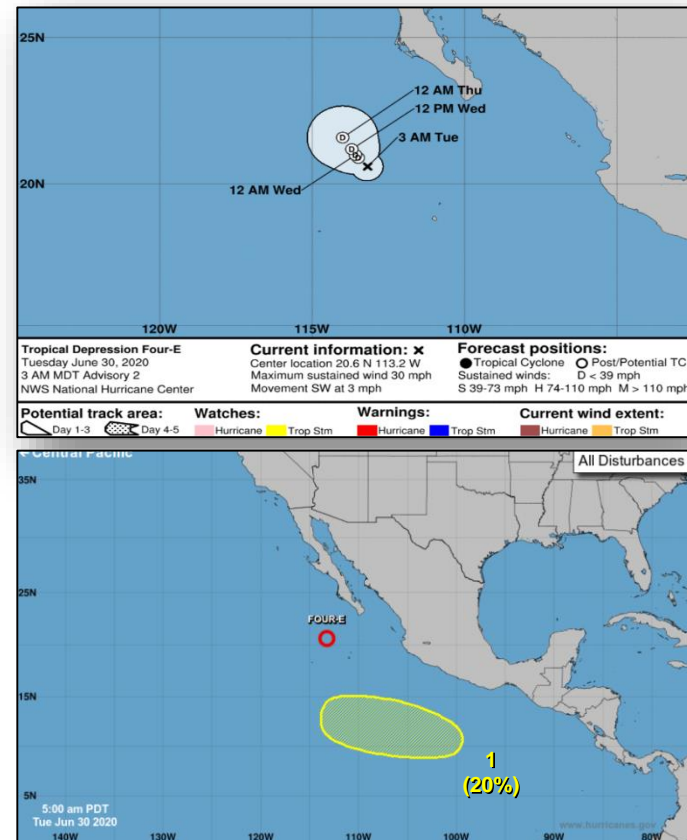
FEMA

Tropical Depression Four-E (Advisory 2 as of 5:00 a.m. ET)

- Located 265 miles SW of the Southern Tip of Baja California
- Moving SW at 3 mph
- Maximum sustained winds 30 mph
- Forecast to become a remnant low later today

Disturbance 1 (as of 8:00 a.m. ET)

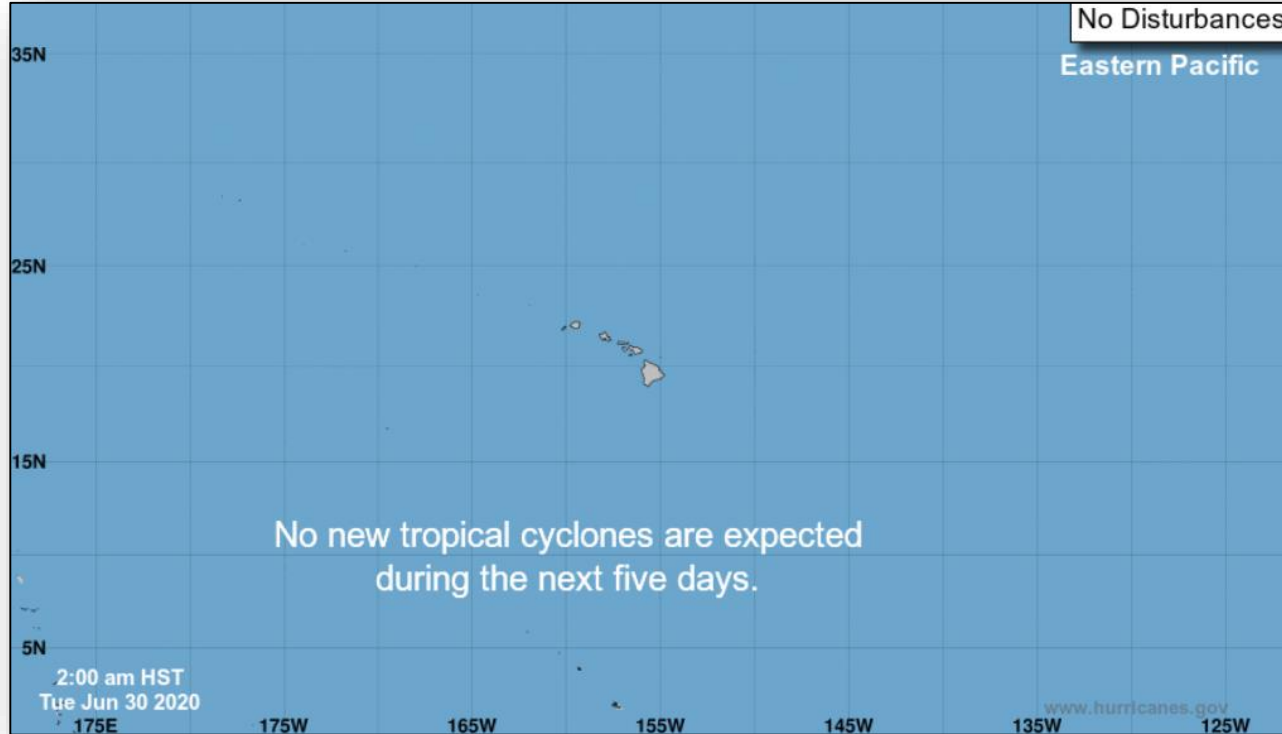
- Forecast to form a few hundred miles S of the coast of Mexico
- Gradual development possible by the weekend as it moves WNW at 10-15 mph well south of Mexico
- Formation chance through 48 hours: Low (near 0%)
- Formation chance through 5 days: Low (20%)



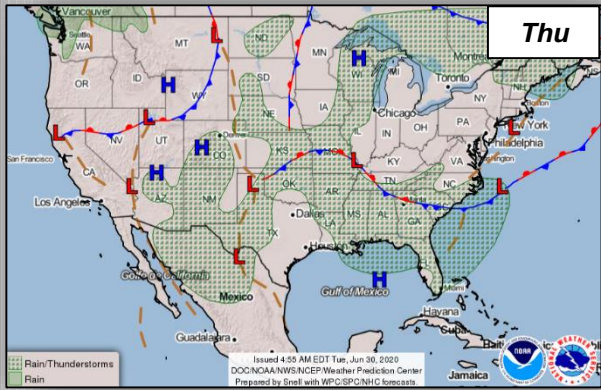
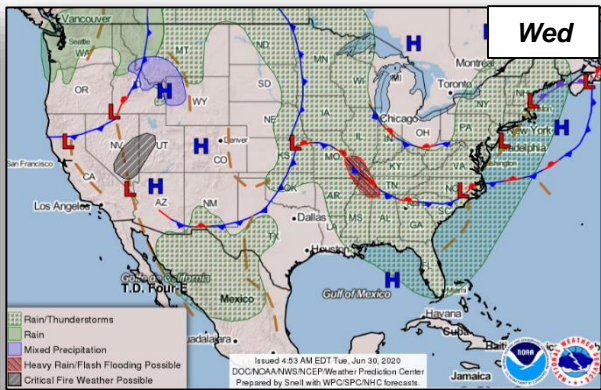
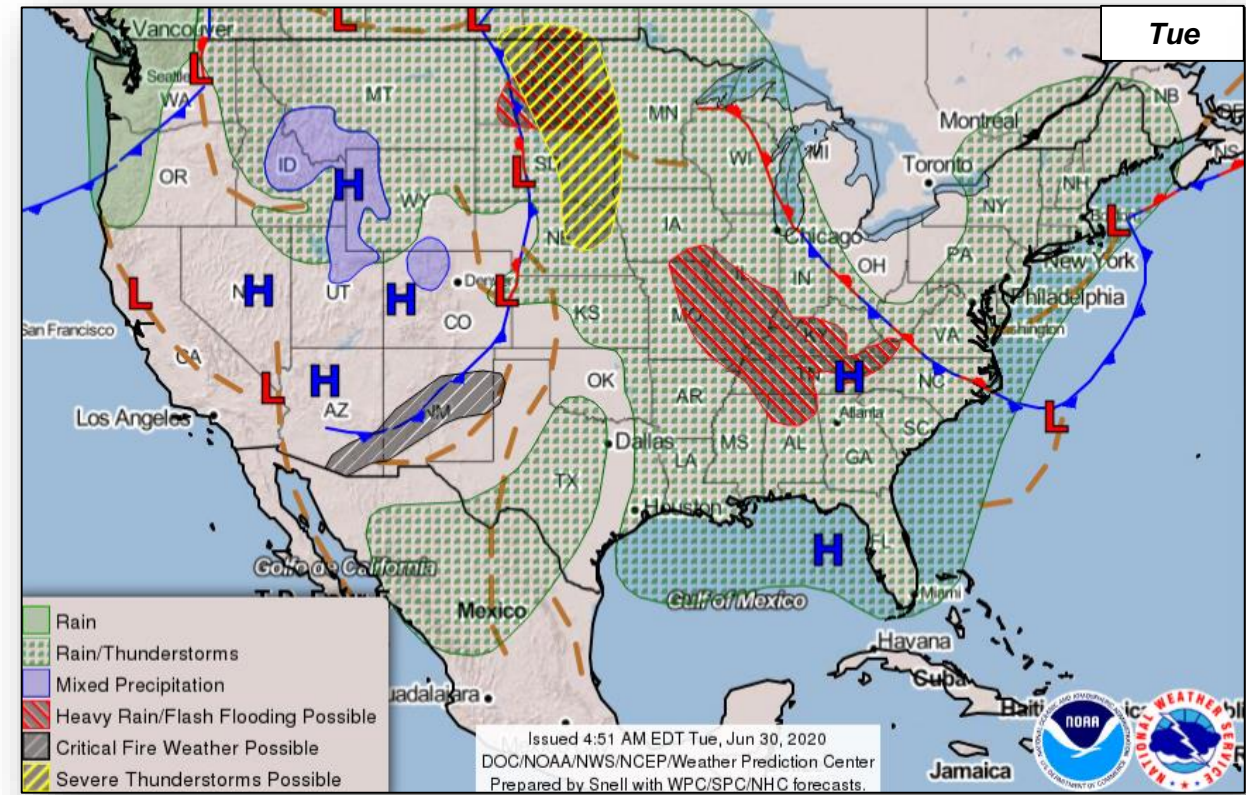
Tropical Outlook – Central Pacific



FEMA



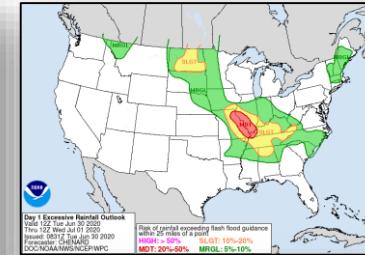
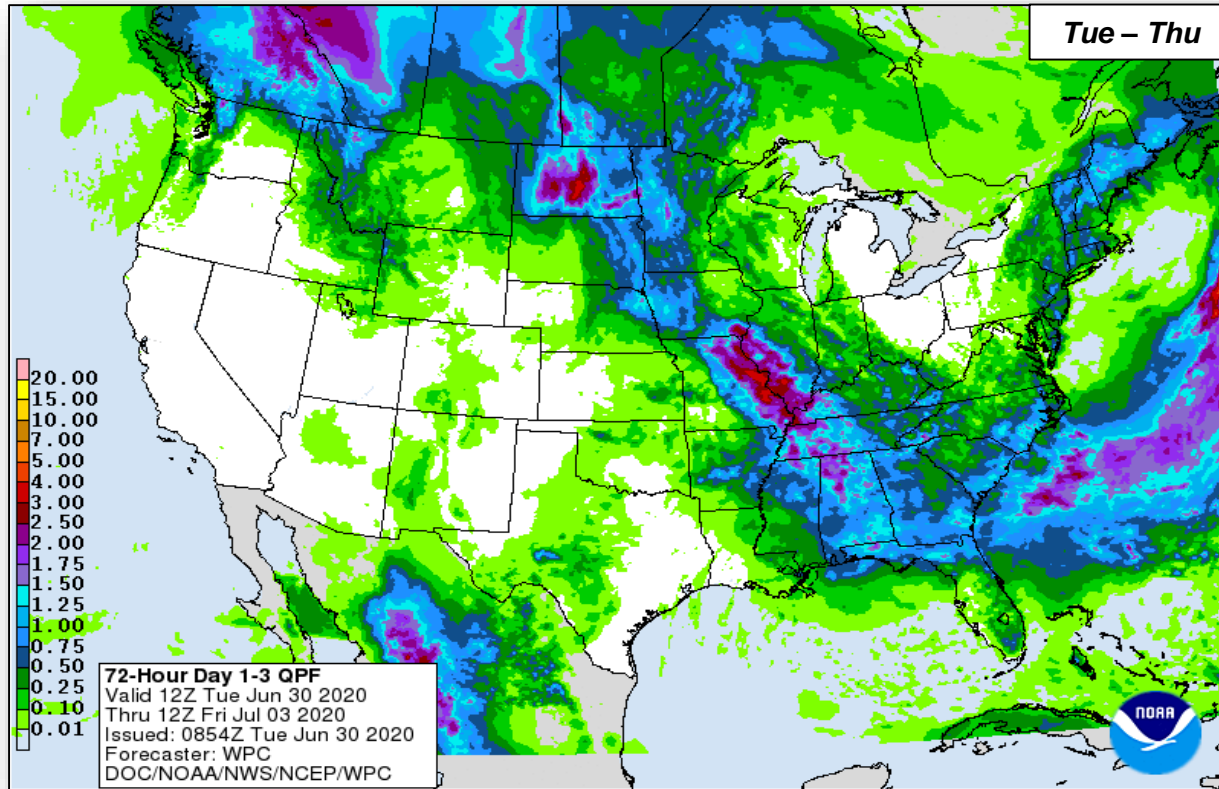
National Weather Forecast



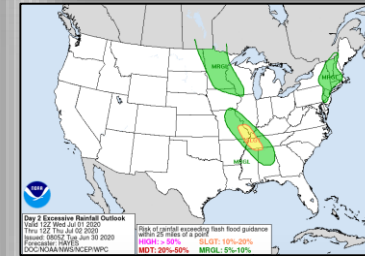
Precipitation & Excessive Rainfall



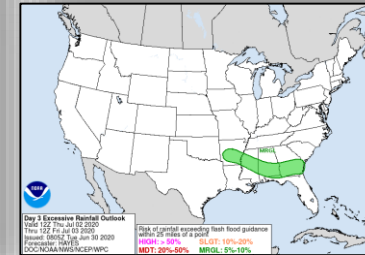
FEMA



Tue



Wed

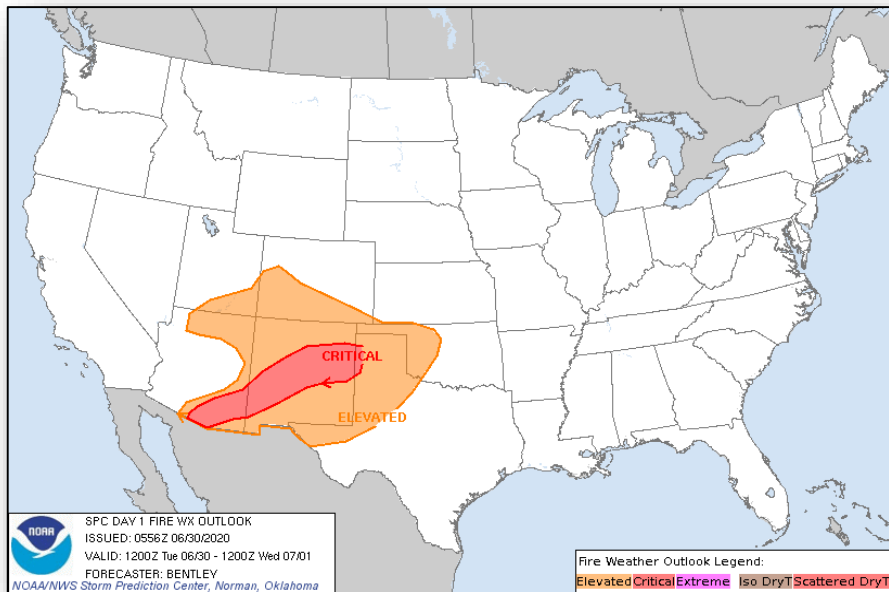


Thu

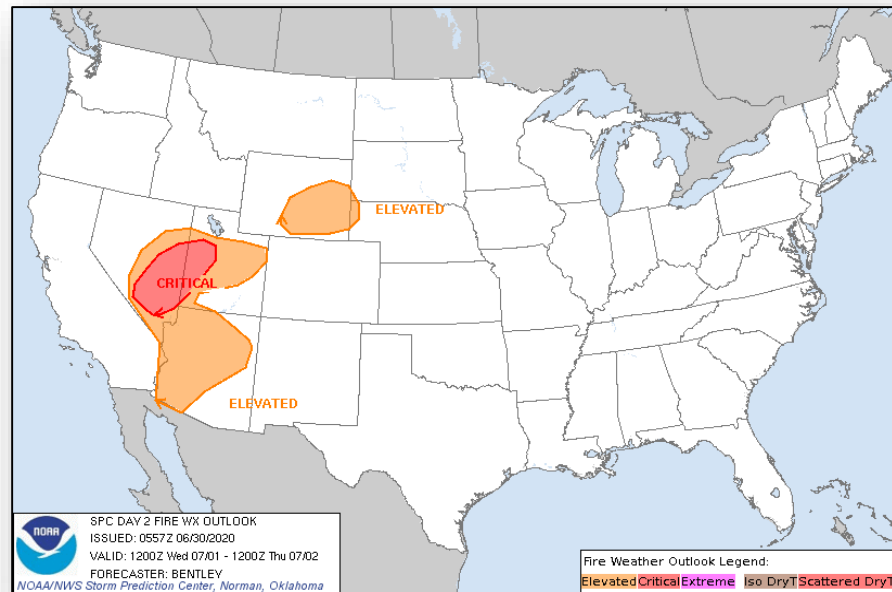
Fire Weather Outlook



FEMA



Today

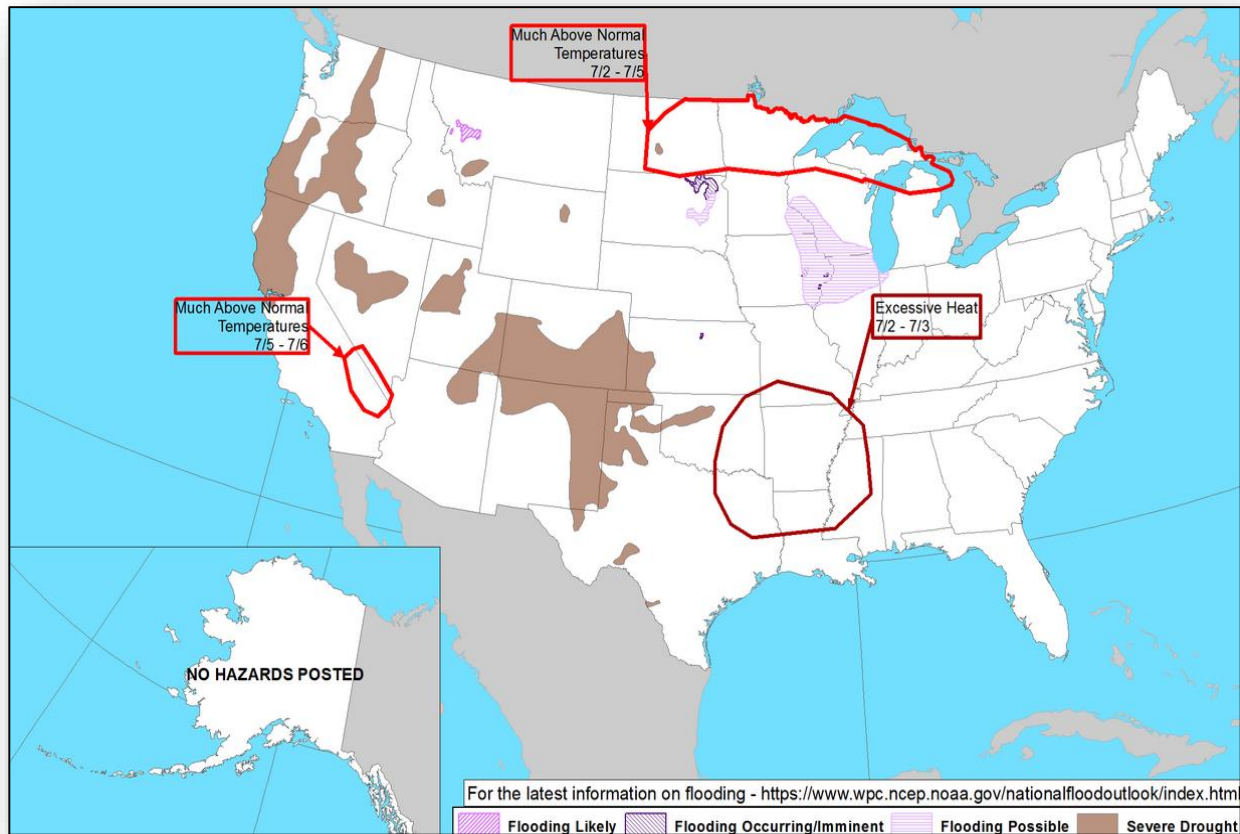


Tomorrow

Hazards Outlook – Jul 02 – 06



FEMA



Wildfire Summary



FEMA

Fire Name (County, ST)	FMAG #	Acres Burned	Percent Contained	Evacuations	Structures (Homes / Other)			Fatalities / Injuries
					Threatened	Damaged	Destroyed	
Big Horn Fire (Pima County, AZ)	5312-FM-AZ	107,099 (+2,409)	45%	M: 472	H: 12,123	H: 0	H: 0	0 / 7
				V: 0	O: 24	O: 0	O: 2	
Poeville Fire (Washoe County, NV)	5616-FM-NV	3,000	30%	M: 2,500	H: 500	H: 0	H: 8	0 / 2
				V: 0	O: 30	O: 0	O: 0	
Canal Fire (Millard County, UT)	5317-FM-UT	66,653 (+46,653)	10% (+10)	M: 500	H: 100	H: 2	H: 2	0 / 3
				V: 0	O: 0	O: 12	O: 32	
Knolls Fire (Utah County, UT)	5318-FM-UT	12,977 (+10,977)	25% (+25)	M: 12,000 (+11,000)	H: 0	H: 0	H: 1 (+1)	0 / 0
				V: 0	O: 0	O: 12 (+12)	O: 0	

Evacuations: M = Mandatory / V = Voluntary
Structures: H = Homes and Mixed Commercial/Residential / O = Nonresidential Commercial/Other Minor Structures

COVID-19 Update



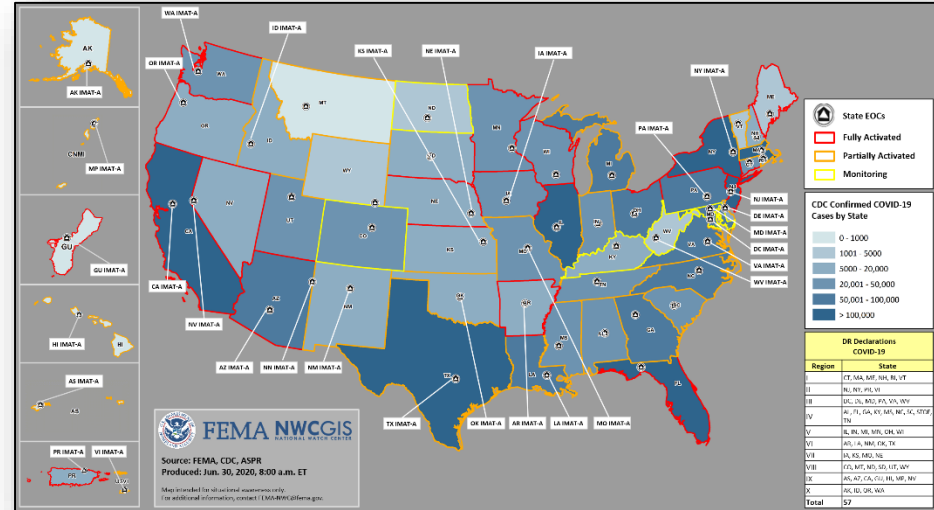
Situation: FEMA and HHS continue to lead the COVID-19 Response / Recovery efforts. 36,442 (-2,399) Federal employees deployed / activated; 2,487 (-31) FEMA employees deployed. Nationwide Testing: 32,297,688 (+1,016,8510) cumulative (as of June 29).

Cases of COVID-19 continue to increase throughout the world

- Confirmed Cases of COVID-19
 - United States: 2,545,250 (+41,075)
 - Worldwide: 9,843,077 (+189,077)
- Deaths caused by COVID-19
 - United States: 126,369 (+885)
 - Worldwide: 495,760 (+4,612)

Response:

- NRCC at Level I
- Regions I and II RRCCs at Level II
- Regions III, VI and X RRCCs at Level III
- Regions VII, VIII and IX RRCCs are rostered;
- Regions IV, VII, VIII, & IX COVID-19 response being worked from the Virtual JFO
- NWC, all RWCs, and MOCs at Steady State; monitoring





FEMA

Joint Preliminary Damage Assessments

Region	State / Location	Event	IA/PA	Number of Counties		Start – End
				Requested	Complete	
III	PA	Civil Unrest May 23 – Jun 6	IA	0	0	N/A
			PA	18	14 (+1)	6/25 – TBD
IV	MS	Tropical Storm Cristobal Jun 7-8	IA	0	0	N/A
			PA	3	0	6/23 – TBD

Declaration Requests in Process – 11



FEMA

State / Tribe / Territory – Incident Description	Type	IA	PA	HM	Requested
HI – Severe Storms and Flooding	DR		X	X	Apr 27
UT – Earthquake and Aftershocks	DR	X	X	X	May 15
Poarch Band of Creek Indians – COVID-19 Pandemic	DR	X	X		May 15
ND – Flooding	DR		X	X	May 25
AL – Severe Storms, Tornadoes, Straight-line Winds, and Flooding	DR		X	X	May 27
TN – Severe Storms, Straight-line Winds, and Flooding	DR		X	X	Jun 2
MS – Severe Storms, Tornadoes, Straight-line Winds, and Flooding	DR		X	X	Jun 4
AL – Severe Storms, Straight-line Winds, and Tornadoes	DR		X	X	Jun 8
AR – Severe Storm and Straight-line Winds	DR		X	X	Jun 10
MI – Severe Storms and Flooding	DR	X	X	X	Jun 15
MO – Severe Storms, Tornadoes, Straight-line Winds, and Flooding	DR		X	X	Jun 16

FEMA

FEMA

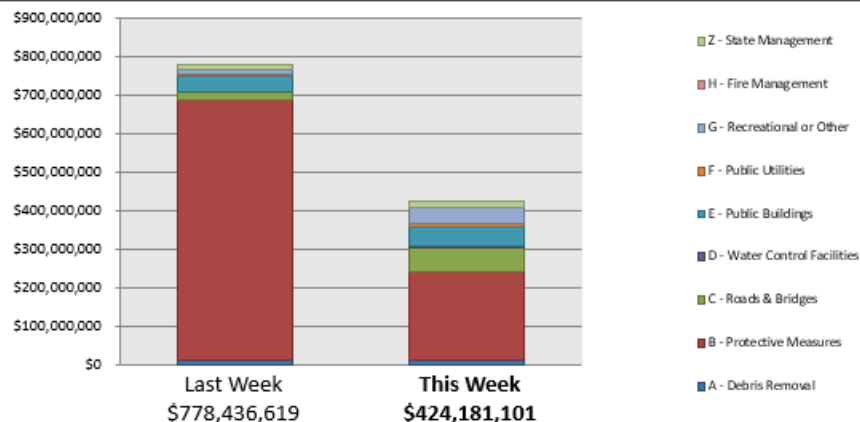
Public Assistance Grant Program



FEMA

PA Project Worksheets Obligated in past week, as of 6/29/20 at 1500 EDT										
PA Category	Emergency Work		Permanent Work							Total
	A - Debris Removal	B - Protective Measures	C - Roads & Bridges	D - Water Control Facilities	E - Public Buildings	F - Public Utilities	G - Recreational or Other	H - Fire Management	Z - State Management	
Number Of PWs Obligated	46	99	210	12	84	34	95	0	95	675
Federal Share Obligated	\$12,213,047	\$228,160,847	\$64,584,837	\$4,430,439	\$50,375,447	\$8,003,233	\$41,078,440	\$0	\$15,334,810.31	\$424,181,100.56

Public Assistance Obligated per Category
6/15/2020 through 6/29/2020



This weeks PA Highlights

- In 4481 - WA
 - \$159 Million obligated for Category B – Protective Measures
- In 4524 - AZ
 - \$38 Million obligated for Category B – Protective Measures
- In 4332 - TX
 - \$19 Million obligated for Category E – Public Buildings

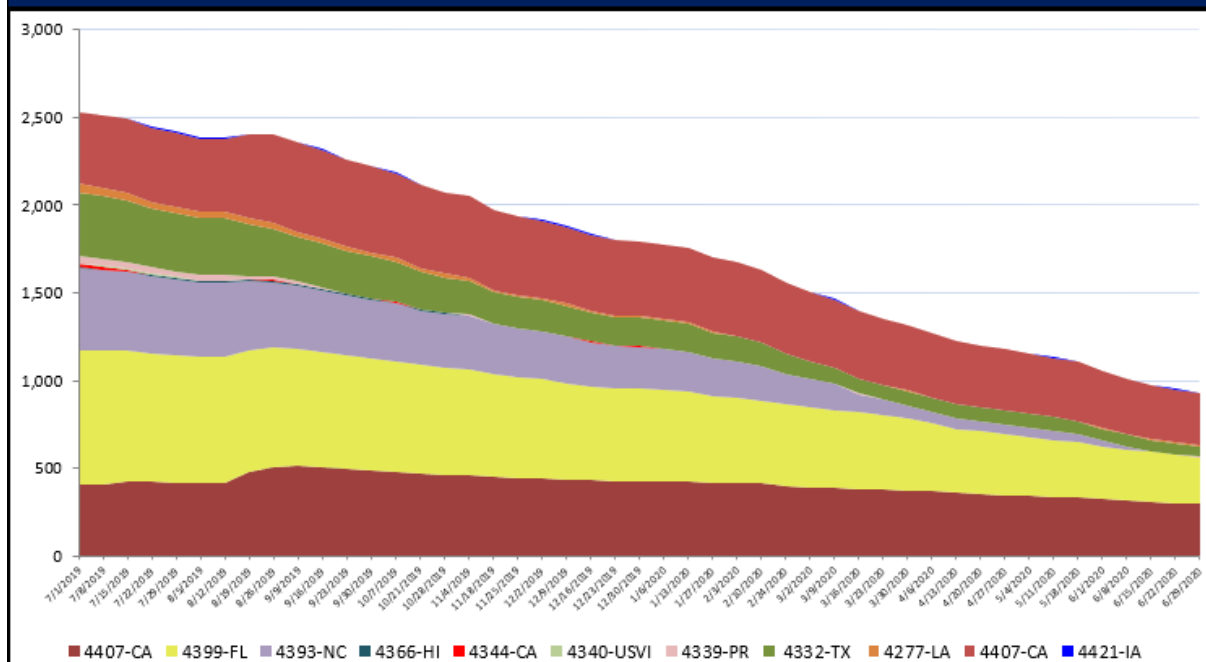
Direct Housing



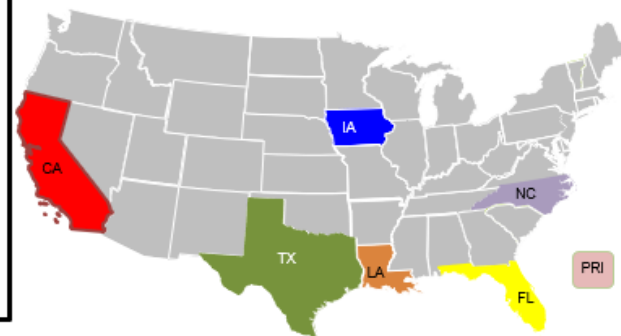
FEMA

Total Households in FEMA Direct Housing per State

Past Year per Week, 7/1/2019 – 6/29/2020, There are currently **630** Households Occupying **630** Temporary Units



DR	IA Declaration Date	Program End Date	Current # of Households in Direct Housing (Weekly Change)
4421-IA	3/23/2019	9/23/2020	1 (0)
4407-CA	11/12/2018	5/12/2020	298 (-6)
4399-FL	10/11/2018	4/11/2020	263 (-11)
4393-NC	9/14/2018	3/14/2020	3 (0)
4344-CA	10/10/2017	7/10/2019	0 (0)
4339-PR	9/20/2017	9/20/2019	1 (0)
4332-TX	8/25/2017	8/25/2019	62 (-1)
4277-LA	8/14/2016	4/30/2019	2 (0)



States with Currently Occupied Units

NPSC Call Activity



FEMA

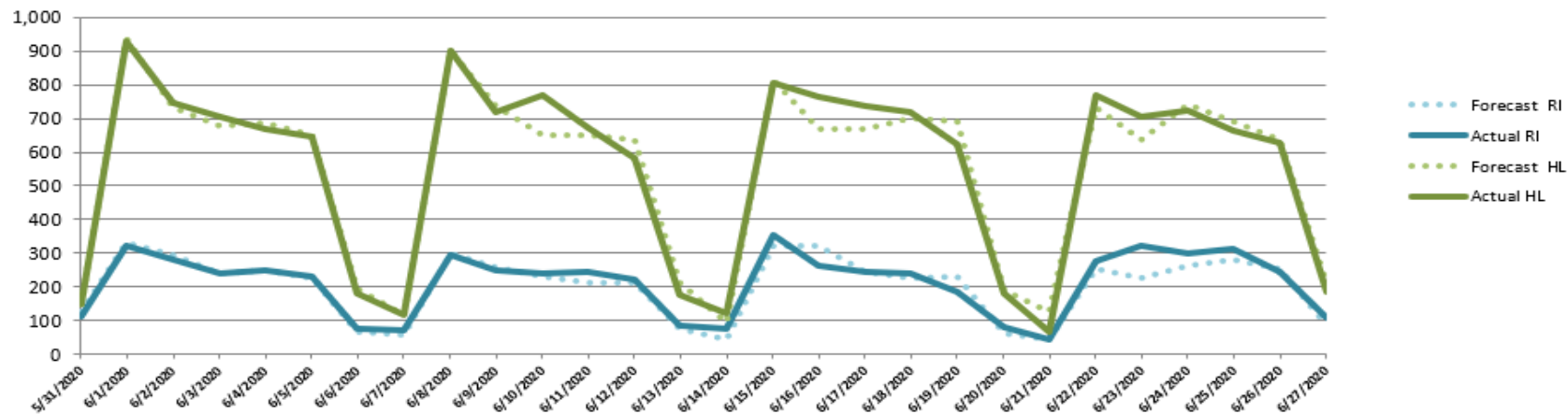
NPSC Call Activity in the Past Week

6/21/2020 through 6/27/2020

Call Type	Projected Calls	Actual Calls
Registration Intake:	1,409	1,609
Helpline:	3,770	3,744
Combined:	5,179	5,353

NPSC Call Forecasting and Actual Calls Over the Past 4 Weeks

5/31/2020 through 6/27/2020

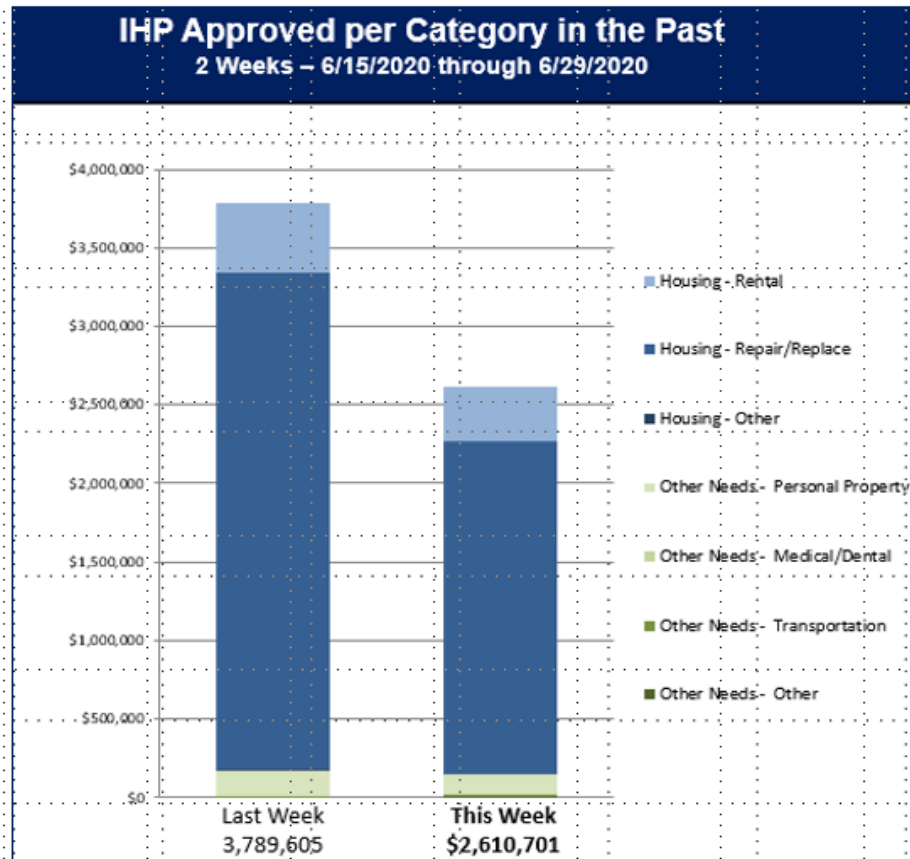


Individual Assistance Activity



FEMA

	Individuals and Households Program Activity As Of: 6/29/20			
	In Past 7 Days		Cumulative	
	Applicants Approved	Amount Approved	Applicants Approved	Amount Approved
Open Registration Period	4473-PR Declared 01-16-2020 End Of Reg Period 07-02-2020			
	Housing Assistance	290	\$1,698,054.15	11,306
	Other Needs Assistance	49	\$28,842.74	4,077
	Total IHP	\$1,726,896.89		\$54,082,983.69
	Average IHP			\$4,161
	Total Max Grants		HA 392	ONA 0
Open Registration Period	4519-OR Declared 04-03-2020 End Of Reg Period 07-02-2020			
	Housing Assistance	8	\$65,918.06	142
	Other Needs Assistance	4	\$2,628.85	46
	Total IHP	\$68,546.91		\$1,869,311.96
	Average IHP			\$12,981
	Total Max Grants		HA 15	ONA 0
Open Registration Period	4541-TN Declared 04-24-2020 End Of Reg Period 06-23-2020			
	Housing Assistance	22	\$71,691.92	359
	Other Needs Assistance	6	\$7,642.78	121
	Total IHP	\$79,334.70		\$1,571,895.20
	Average IHP			\$4,226
	Total Max Grants		HA 1	ONA 0
Open Registration Period	4542-SC Declared 05-01-2020 End Of Reg Period 06-30-2020			
	Housing Assistance	120	\$340,641.08	768
	Other Needs Assistance	58	\$73,077.07	314
	Total IHP	\$413,718.15		\$3,833,279.11
	Average IHP			\$4,580
	Total Max Grants		HA 9	ONA 0
Other IHP Active	9 Declarations IHP Programmatically Open - Closed Registration *			
	Housing Assistance	63	\$289,484.02	
	Other Needs Assistance	23	\$32,720.53	
	Total IHP	\$322,204.55		
	Total IHP Approved in Past Week	\$2,610,701.20		





FEMA

**FEMA's mission is helping people
before, during, and after disasters.**

Click [here](#) to subscribe to this briefing.