



FEMA

Daily Operations Briefing

Tuesday, February 25, 2020

8:30 a.m. ET

National Current Operations & Monitoring



FEMA

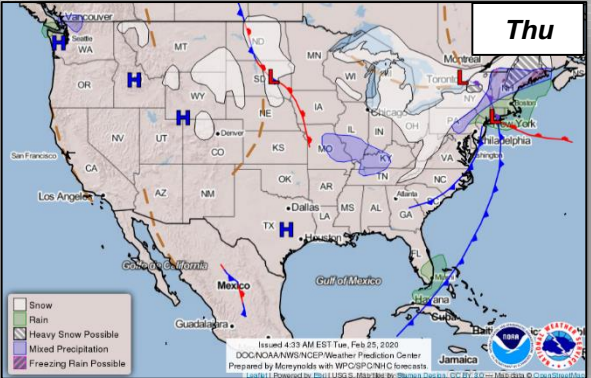
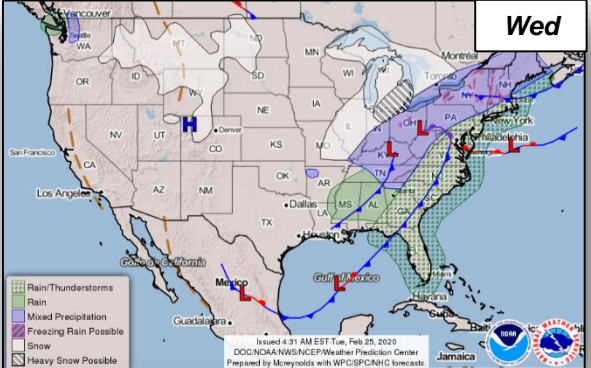
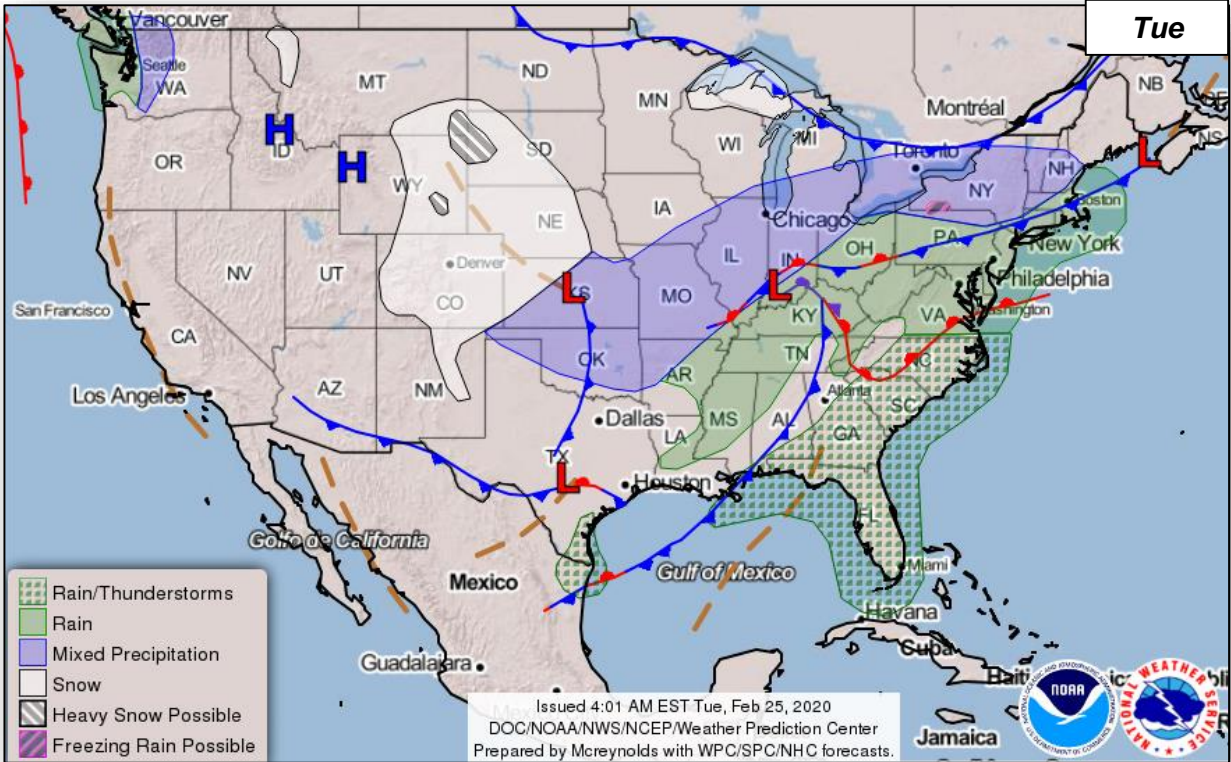
Significant Incidents or Threats:

- Heavy snow possible – portions of Northern/Central Plains

Tropical Activity: None

Declaration Activity: None

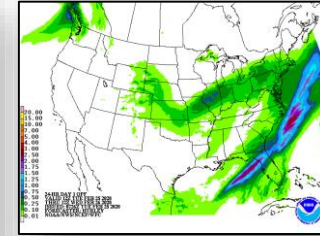
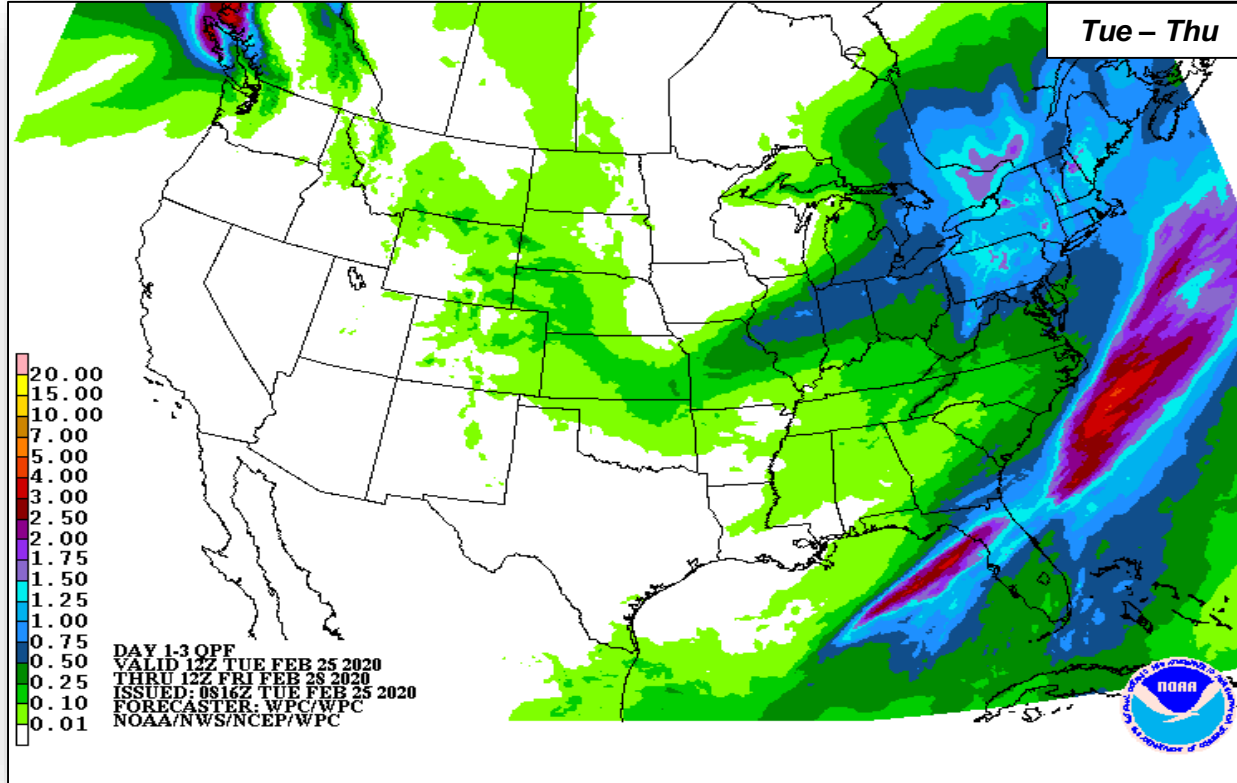
National Weather Forecast



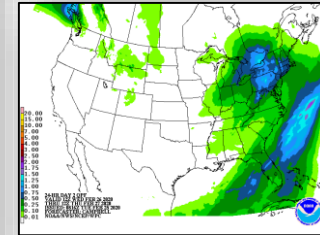
Precipitation



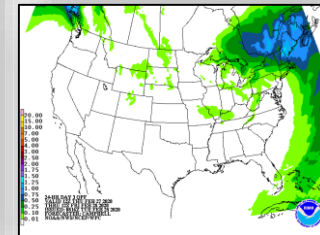
FEMA



Tue



Wed



Thu

Joint Preliminary Damage Assessments



FEMA

Region	State / Location	Event	IA/PA	Number of Counties		Start – End
				Requested	Completed	
IV	SC	Severe Weather & Flooding Feb 6	IA	1	1	2/17 – 2/20
			PA	7	4	2/17 – TBD
	KY	Severe Storms & Flooding Feb 3	IA	4	0	2/26 – TBD
			PA	14	0	2/25 – TBD
V	IL	Severe Storms & Lake Shore Flooding Jan 10-12	IA	0	0	N/A
			PA	2	0	2/24 – TBD
X	OR	Severe Flooding Feb 5-10	IA	3	3	2/19 – 2/21
			PA	3	0	2/24 – TBD
	WA	Flooding, Landslides & Mudslides Jan 20 – Feb 10	IA	7	0	3/2 – TBD
			PA	18	0	2/24 – TBD

Declaration Requests in Process – 5



FEMA

State / Tribe / Territory – Incident Description	Type	IA	PA	HM	Requested
TX – Severe Storms, Straight-line Winds, and Tornadoes	DR		X	X	Jan 13
AK – Severe Storms and Flooding	DR		X	X	Feb 6
WI – Severe Winter Storm and Flooding	DR		X	X	Feb 10
MS – Severe Storms, Tornadoes, Straight-line Winds, and Flooding	DR		X	X	Feb 10
AR – Severe Storm, Straight-line Winds, and a Tornado (Appeal)	DR		X	X	Feb 20

FEMA Common Operating Picture



FEMA HQ

NWC

Monitoring

NRCC

Gold

FEMA REGIONS

WATCH

Monitoring

Monitoring

Monitoring

Monitoring

Monitoring

Monitoring

Monitoring

Monitoring

Monitoring

RRCC

I

II

III

IV

V

VI

VII

VIII

IX

X

Rostered

Rostered

Rostered

Rostered

Rostered

Rostered

Rostered

Rostered

Rostered

Notes:

AS: Measles
KY: Flooding
MS: Flooding
PR: Earthquake
TN: Severe Wx
WA: COVID-19

Major Disasters (DR): 49
Emergency Disasters (EM): 0
JFOs: 16 / VJFOs: 5
Staging Area
Distribution Center (DC)
Declared County
Fully Activated
Partially Activated
Monitoring

As of 3:00 a.m. ET February 25, 2020
Created by FEMA NWC

Tropical Cyclone 18P "WASI"
RIX IMAT-1, MERS

AS

4420-DR-NE
4446-DR-PTN
FCO: DuWayne Tewes
JFO: Lincoln, NE

4469-DR-SD
4463-DR-SD
4440-DR-SD
4448-DR-OST
4467-DR-SD
FCO: James Stephenson
JFO: Sioux Falls, SD

4449-DR-KS
FCO: Dan Best
VJFO: Kansas City, MO

4386-DR-IA closing Feb. 28
4421-DR-IA closing Feb. 28
FCO: Heather Smith
JFO: Windsor Heights, IA

4414-DR-MN
4442-DR-MN
FCO: John F. Boyle
4424-DR-OH
4447-DR-OH
4459-DR-WI
4461-DR-IL
FCO: Steven Johnson
VJFO: Springfield, IL

4457-DR-NH
4445-DR-VT
4379-DR-MA
4410-DR-CT
4474-DR-VT
FCO: James McPherson
JFO: Williston, VT

4472-DR-NY
FCO: Seamus Leary
JFO: Albany, NY

4428-DR-KY
FCO: Allan Jarvis
VJFO: Frankfort, KY

COVID-19 Support
Interagency Coordination
Support Elements to HHS

4455-DR-WV closing Feb. 28
FCO: Michael Sencyz
JFO: Charleston, WV

4465-DR-NC
4393-DR-NC
4412-DR-NC
FCO: Elizabeth Turner
JFO: Durham, NC

4464-DR-SC
FCO: Allan Jarvis
JFO: Columbia, SC

4337-DR-FL
4468-DR-FL
FCO: Gary Stanley
4399-DR-FL
FCO: Thomas J. McCool
JFO: Orlando, FL

4427-DR-TN
4400-DR-GA
4471-DR-TN
FCO: Myra Shird
JFO: Nashville, TN

4473-DR-PR
FCO: Alex Amparo
JFO: TBD
RIX IMAT, MERS

4453-DR-OK
4438-DR-OK
FCO: Gerry Stolar
JFO: Warr Acres, OK

4451-DR-MO
4435-DR-MO
FCO: Jon Huss
JFO: Jefferson City, MO

4458-DR-LA
4462-DR-LA
FCO: John E. Long
VJFO: Baton Rouge, LA

Mardi Gras
MERS (New Orleans, LA)

N-IMATs
3 Teams

Red

Blue

Gold

R-IMATs
≥ 7 Teams

I

II

III

IV-1

IV-2

V

VI-1

VI-2

VII

VIII

IX-1

IX-2

X

1

PR

3

2

AS

FMC

NMC

PMC

Deployed

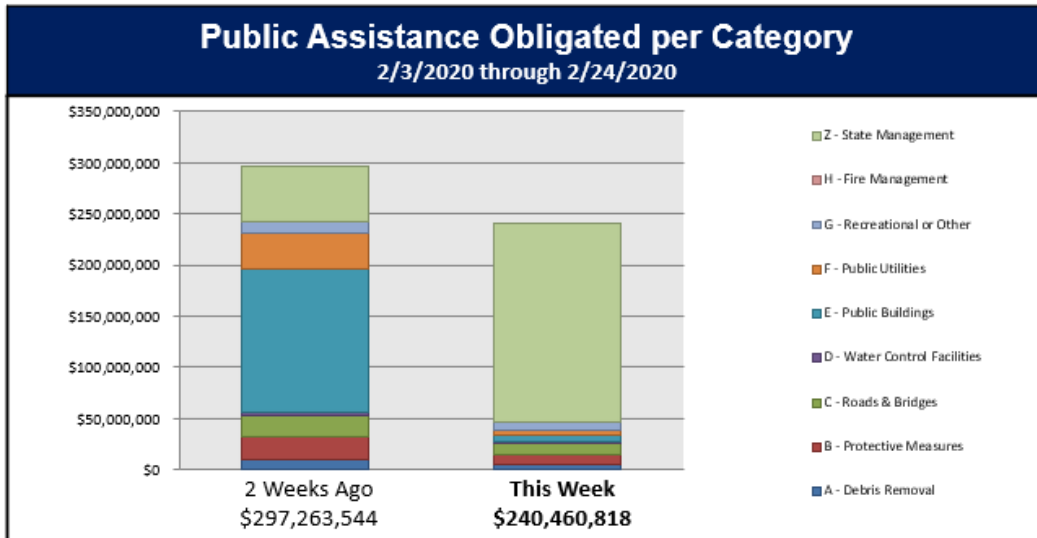
Team:	US&R	MERS	FCOs	FDRCs	IM WORKFORCE	IM CADRE AVAILABILITY SUMMARY
Status	>66%	>66%	≤ 1 Type I	≤ 1		Cadres with 25% or Less Availability
Assigned:	28	36	43 (-1)	11	14,055 ▲	EHP 16% (100/616); PA 18% (536/3,023)
Unavailable	0	0	0 (-3)	0	3,739 ▲	
Deployed:	0	2 (+1)	37	10	5,411 ▲	
Available:	28	34 (-1)	6 (+2)	1	4,905 / 35% ▼	

Public Assistance Grant Program



FEMA

PA Project Worksheets Obligated in past week, as of 02/24/20 at 1500 EDT										
PA Category	Emergency Work		Permanent Work							Total
	A - Debris Removal	B - Protective Measures	C - Roads & Bridges	D - Water Control Facilities	E - Public Buildings	F - Public Utilities	G - Recreational or Other	H - Fire Management	Z - State Management	
Number Of PWs Obligated	49	97	185	10	70	46	58	0	68	583
Federal Share Obligated	\$5,668,494	\$9,516,430	\$11,323,489	\$1,466,868	\$5,451,558	\$5,357,717	\$7,308,461	\$0	\$194,367,801	\$240,460,818



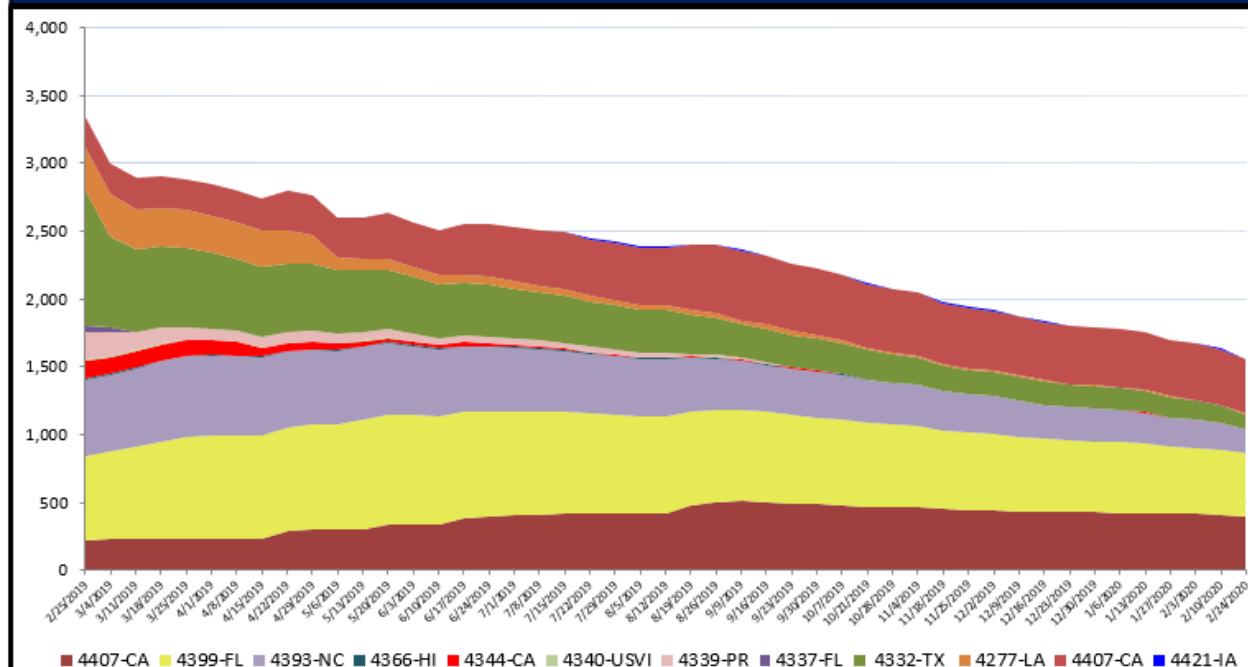
- This weeks PA Highlights**
- In 4339 - PR
 - \$192 Million obligated for Category Z- State Management
 - \$2.6 Million obligated for Category C - Roads and Bridges
 - In 4348 - NY
 - \$2 Million obligated for Category G - Recreational or Other
 - In 4086 - NJ
 - \$2 Million obligated for Category F - Public Utilities

Direct Housing

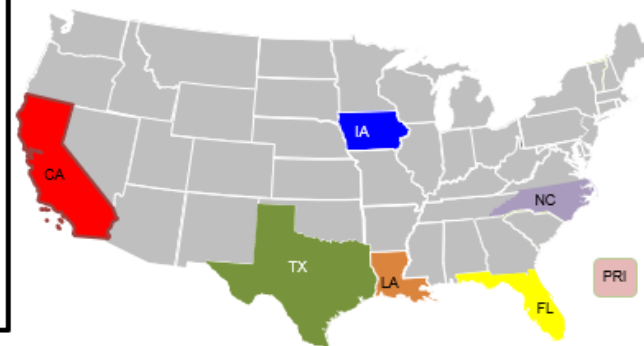


Total Households in FEMA Direct Housing per State

Past Year per Week, 2/25/2019 – 2/24/2020, There are currently **1,157** Households Occupying **1,157** Temporary Units



DR	IA Declaration Date	Program End Date	Current # of Households in Direct Housing (Weekly Change)
4421-IA	3/23/2019	9/23/2020	1 (0)
4407-CA	11/12/2018	5/12/2020	401 (-11)
4399-FL	10/11/2018	4/11/2020	461 (-14)
4393-NC	9/14/2018	3/14/2020	174 (-23)
4344-CA	10/10/2017	7/10/2019	1 (0)
4339-PR	9/20/2017	9/20/2019	0 (-1)
4332-TX	8/25/2017	8/25/2019	114 (-16)
4277-LA	8/14/2016	4/30/2019	5 (0)



States with Currently Occupied Units

NPSC Call Activity



FEMA

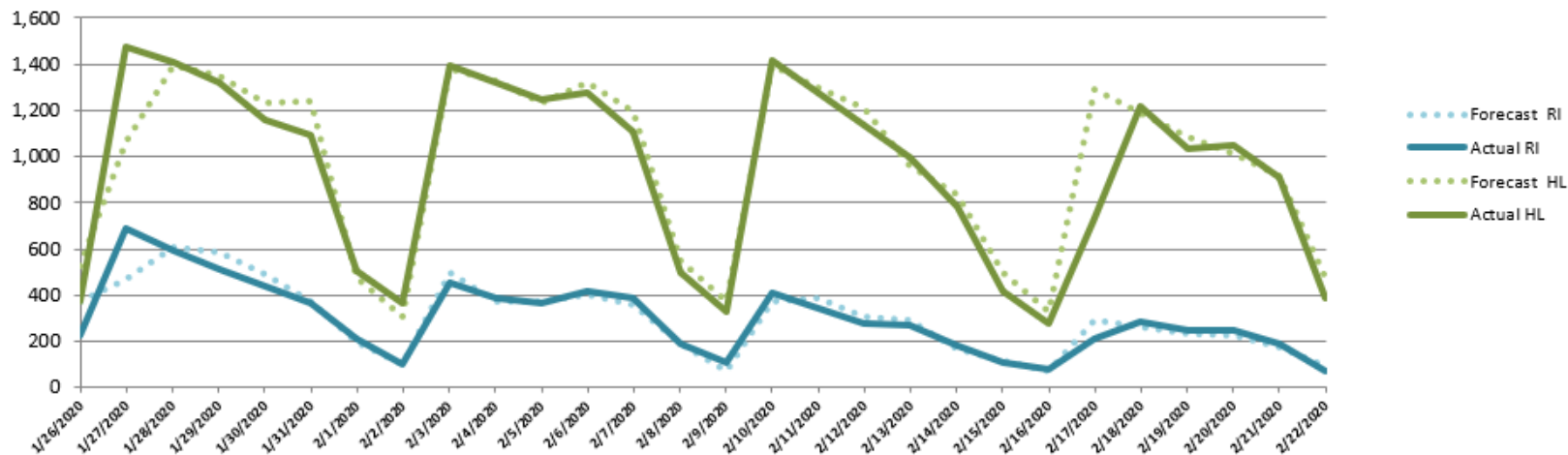
NPSC Call Activity in the Past Week

2/16/2020 through 2/22/2020

Call Type	Projected Calls	Actual Calls
Registration Intake:	1,359	1,335
Helpline:	6,302	5,611
Combined:	7,661	6,946

NPSC Call Forecasting and Actual Calls Over the Past 4 Weeks

1/26/2020 through 2/22/2020

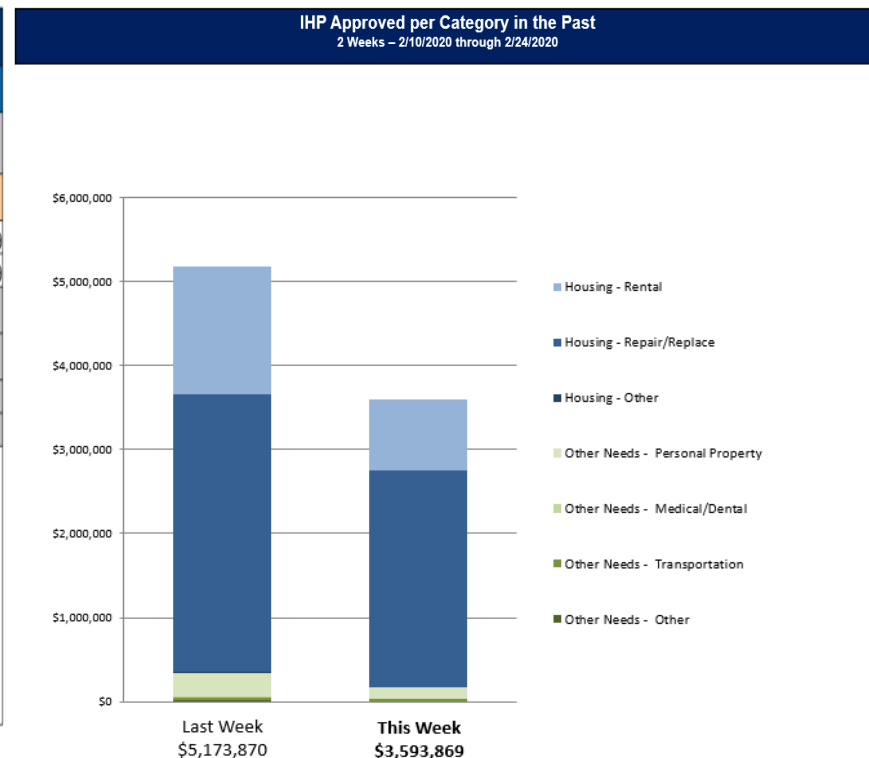


Individual Assistance Activity



FEMA

	Individuals and Households Program Activity As Of: 2/24/20				
		In Past 7 Days		Cumulative	
		Applicants Approved	Amount Approved	Applicants Approved	Amount Approved
	4473-PR Declared 01-16-2020 End Of Reg Period 03-16-2020				
Open Registration Period	Housing Assistance	1,142	\$3,000,923.18	6,854	\$17,790,134.29
	Other Needs Assistance	325	\$145,375.31	2,804	\$1,300,003.69
	Total IHP	\$3,146,298.49		\$19,090,137.98	
	Average IHP			\$2,324	
	Total Max Grants			HA	ONA
				84	0
Other IHP Active	16 Declarations IHP Programmatically Open - Closed Registration *				
	Housing Assistance	97	\$422,077.72		
	Other Needs Assistance	12	\$25,492.73		
	Total IHP	\$447,570.45			
	Total IHP Approved in Past Week	\$3,593,868.94			





FEMA

**FEMA's mission is helping people
before, during, and after disasters.**

Click [here](#) to subscribe to this briefing.