



FEMA

Daily Operations Briefing

Saturday, February 29, 2020

8:30 a.m. ET

National Current Operations & Monitoring



FEMA

Significant Incidents or Threats:

- Lake Effect Snow– Great Lakes and Northeast
- Mixed Precipitation – Pacific Northwest

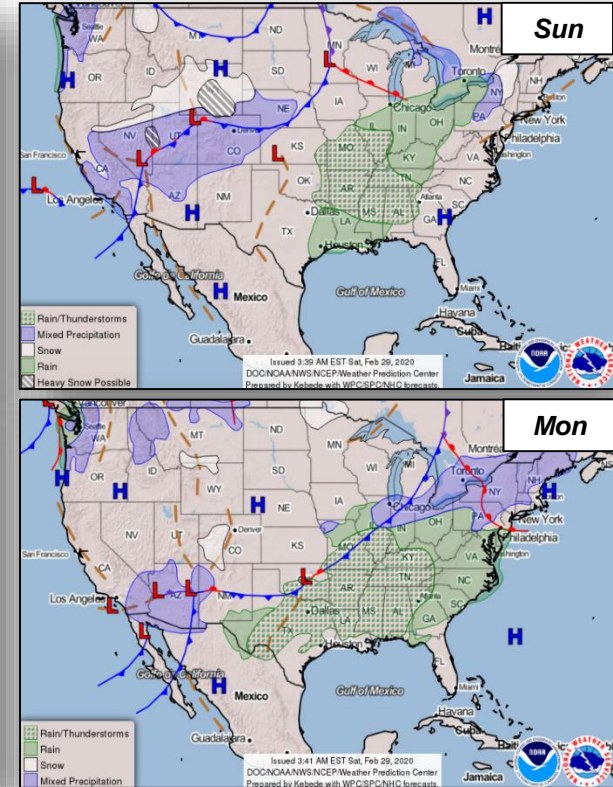
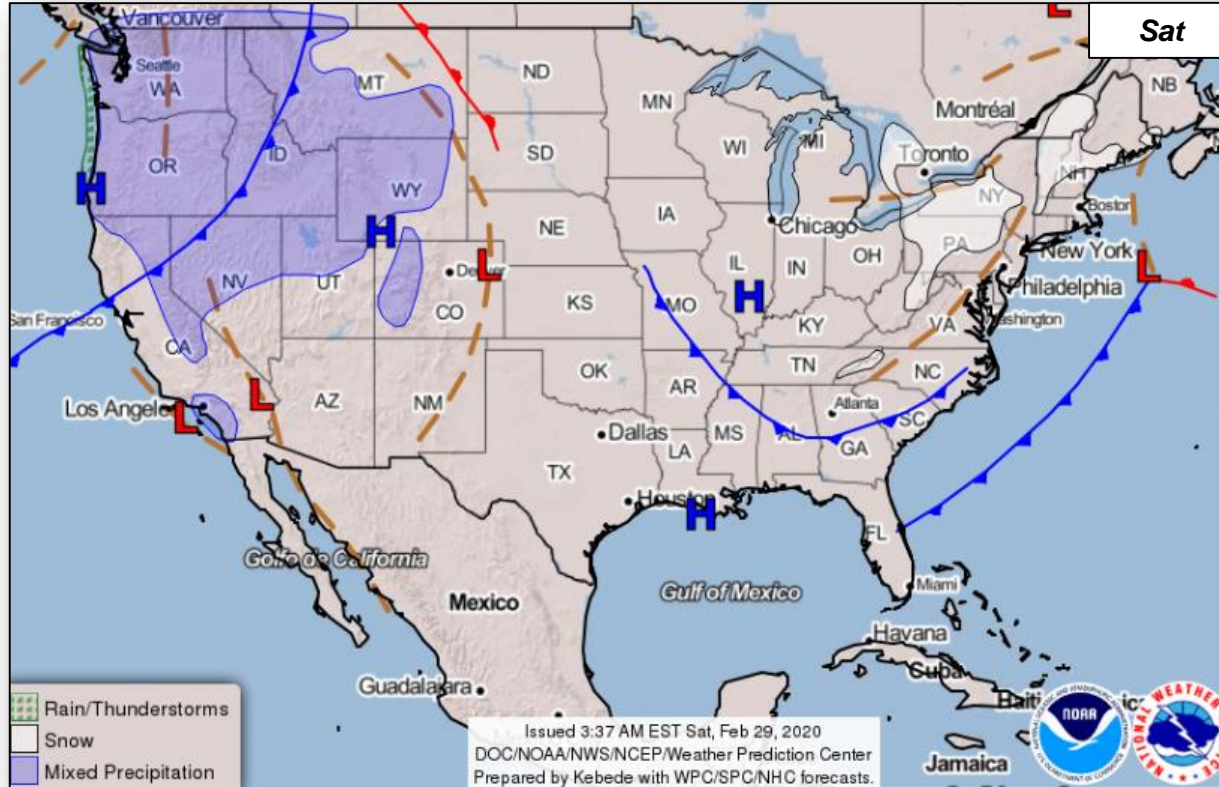
Tropical Activity: None

Declaration Activity: None

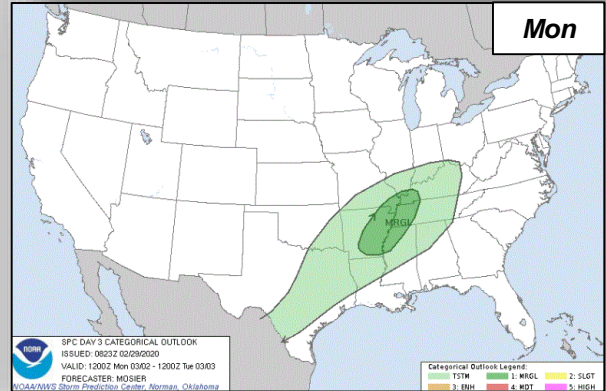
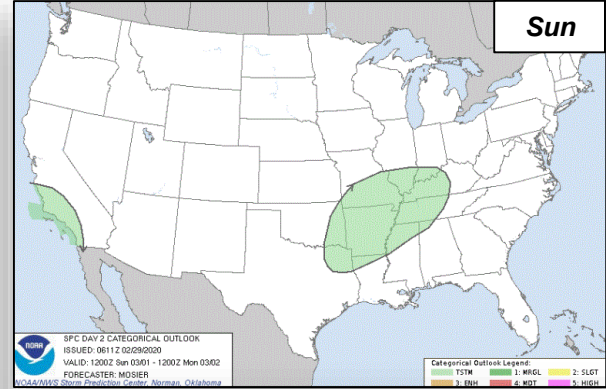
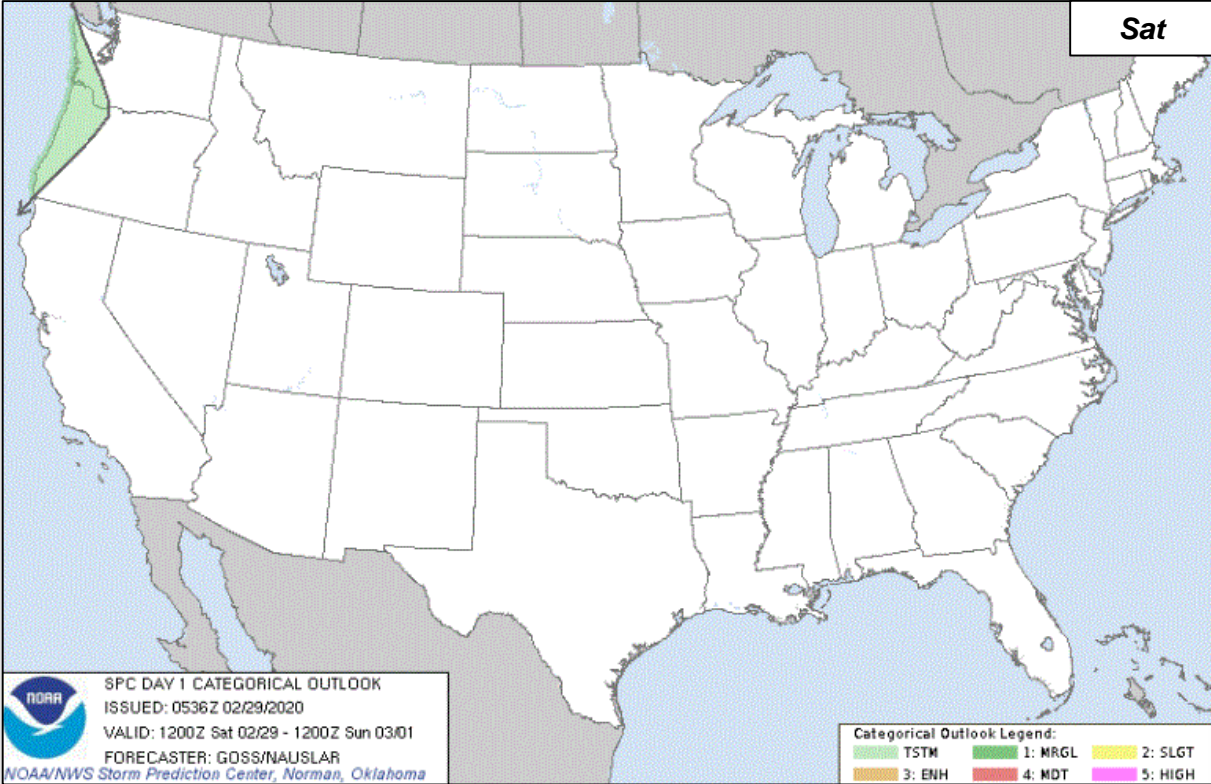
National Weather Forecast



FEMA



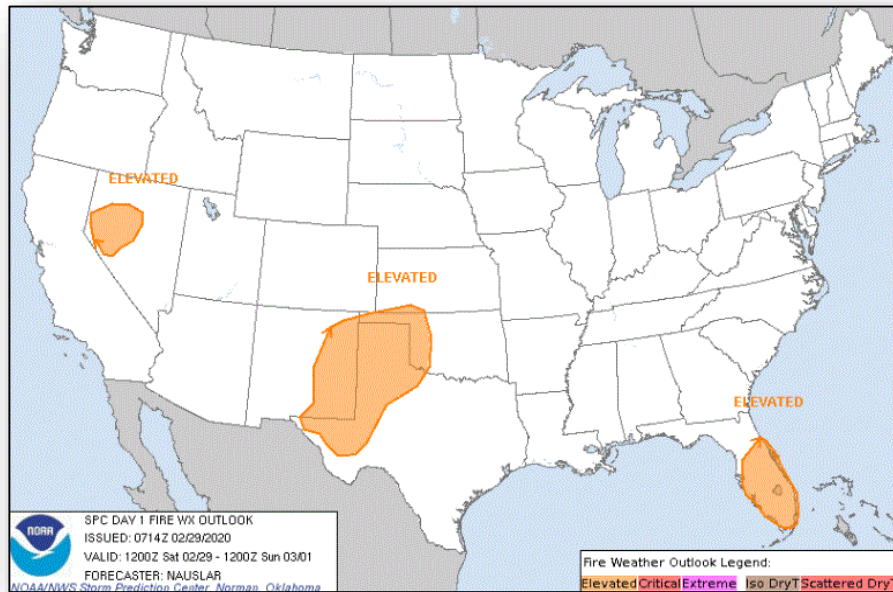
Severe Weather Outlook



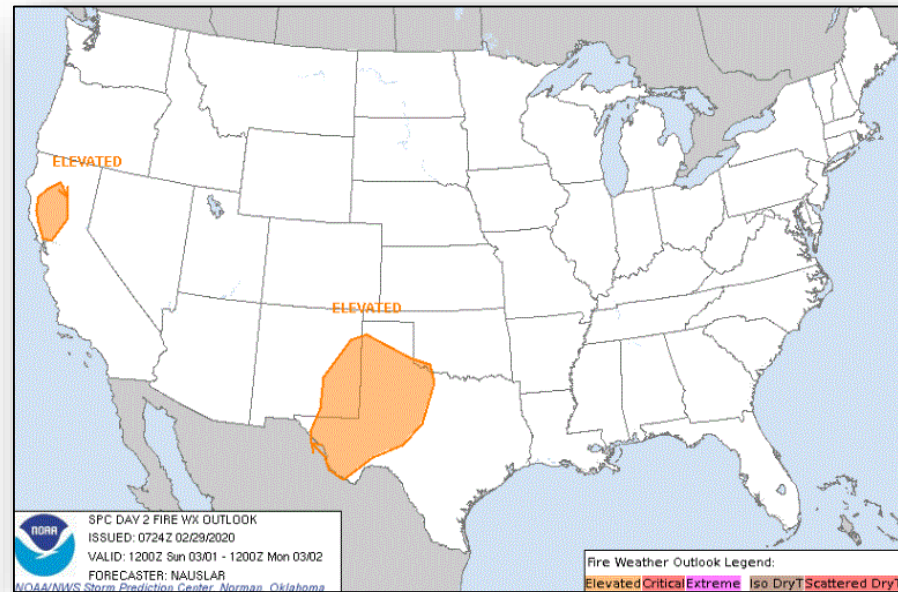
Fire Weather Outlook



FEMA



Today

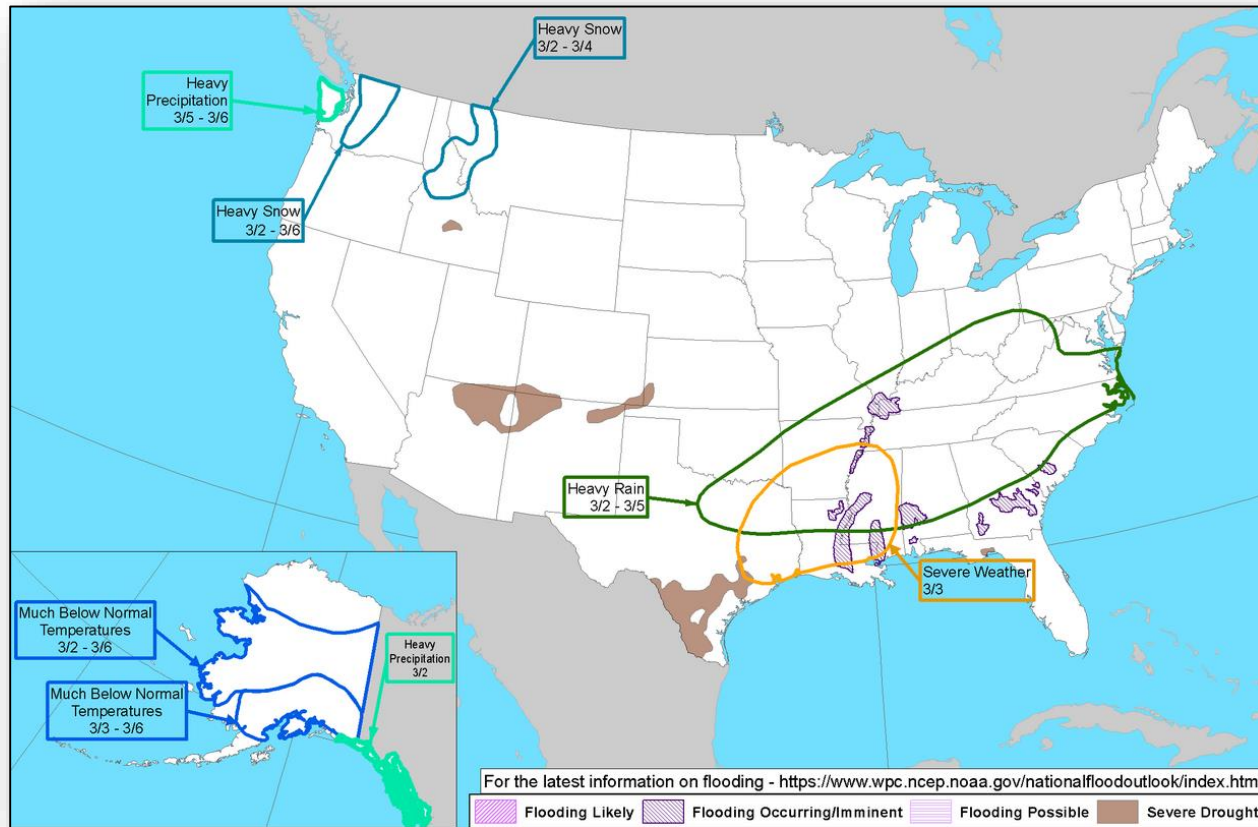


Tomorrow

Hazards Outlook – Mar 2 – 6



FEMA





Space Weather



FEMA

	Space Weather Activity	Geomagnetic Storms	Solar Radiation	Radio Blackouts
Past 24 Hours	None	None	None	None
Next 24 Hours	None	None	None	None
For further information on NOAA Space Weather Scales refer to: http://www.swpc.noaa.gov/noaa-scales-explanation				



Joint Preliminary Damage Assessments



FEMA

Region	State / Location	Event	IA/PA	Number of Counties		Start – End
				Requested	Completed	
IV	KY	Severe Storms & Flooding Feb 3	IA	4	3	2/26 – TBD
			PA	19	6	2/25 – TBD
V	IL	Severe Storms & Lake Shore Flooding Jan 10-12	IA	0	0	N/A
			PA	2	1	2/24 – TBD
X	OR	Severe Flooding Feb 5-10	IA	3	0	2/19 – TBD
			PA	3	0	2/24 – TBD
	WA	Flooding, Landslides & Mudslides Jan 20 – Feb 10	IA	7	0	3/2 – TBD
			PA	18	0	2/24 – TBD
	Umatilla Reservation	Severe flooding Feb 5-10	IA	1	1	2/21 – 2/21
			PA	1	0	2/24 – TBD

Declaration Requests in Process – 5



FEMA

State / Tribe / Territory – Incident Description	Type	IA	PA	HM	Requested
TX – Severe Storms, Straight-line Winds, and Tornadoes	DR		X	X	Jan 13
AK – Severe Storms and Flooding	DR		X	X	Feb 6
WI – Severe Winter Storm and Flooding	DR		X	X	Feb 10
MS – Severe Storms, Tornadoes, Straight-line Winds, and Flooding	DR		X	X	Feb 10
AR – Severe Storm, Straight-line Winds, and a Tornado (Appeal)	DR		X	X	Feb 20

FEMA Common Operating Picture



FEMA HQ

NWC	NRCC
Monitoring	Gold

FEMA REGIONS

WATCH	RRCC
Monitoring	I Rostered
Monitoring	II Rostered
Monitoring	III Rostered
Monitoring	IV Rostered
Monitoring	V Rostered
Monitoring	VI Rostered
Monitoring	VII Rostered
Monitoring	VIII Rostered
Monitoring	IX Rostered
Monitoring	X Rostered

Notes:

AS: Measles
HI: COVID-19 (day)
MI: COVID-19
MS: Flooding
NY: Winter weather
PR: Earthquake
WA: COVID-19

Major Disasters (DR): 43
Emergency Disasters (EM): 0

JFOs: 13 / VFOs: 5

Staging Area

Distribution Center (DC)

Declared County

Fully Activated

Partially Activated

Monitoring

As of 9:00 a.m. ET February 29, 2020
Created by FEMA NWC

N-IMATs

3 Teams

Red	
Blue	
Gold	

R-IMATs

≥ 7 Teams

I	1
II	Reconstituting
III	
IV-1	
IV-2	
V	3
VI-1	
VI-2	
VII	
VIII	2
IX-1	
IX-2	
X	

FMC

PMC

NMC

Deployed

Team:	US&R	MERS	FCOs	FDRCs	IM WORKFORCE	IM CADRE AVAILABILITY SUMMARY Cadres with 25% or Less Availability
Status	>66%	>66%	≤ 1 Type I	≤ 1		
Assigned:	28	36	44	11	13,993 ▲	
Unavailable	0	0	0	0	3,628 ▼	
Deployed:	0	1 (-1)	36 (-1)	9 (-1)	5,486 ▼	
Available:	28	35 (+1)	8 (+1)	2 (+1)	4,879 / 35% ▼	

EHP 18% (110/615); FL 20% (32/163); PA-NEW 18% (542/3030)



FEMA

**FEMA's mission is helping people
before, during, and after disasters.**

Click [here](#) to subscribe to this briefing.