FEMA

Daily Operations Briefing

Saturday, March 7, 2020

8:30 a.m. ET

National Current Operations & Monitoring

FEMA

Significant Incidents or Threats:

- No significant weather threats

Declaration Activity:

- Request: Major Disaster Declaration – South Carolina

National Weather Forecast

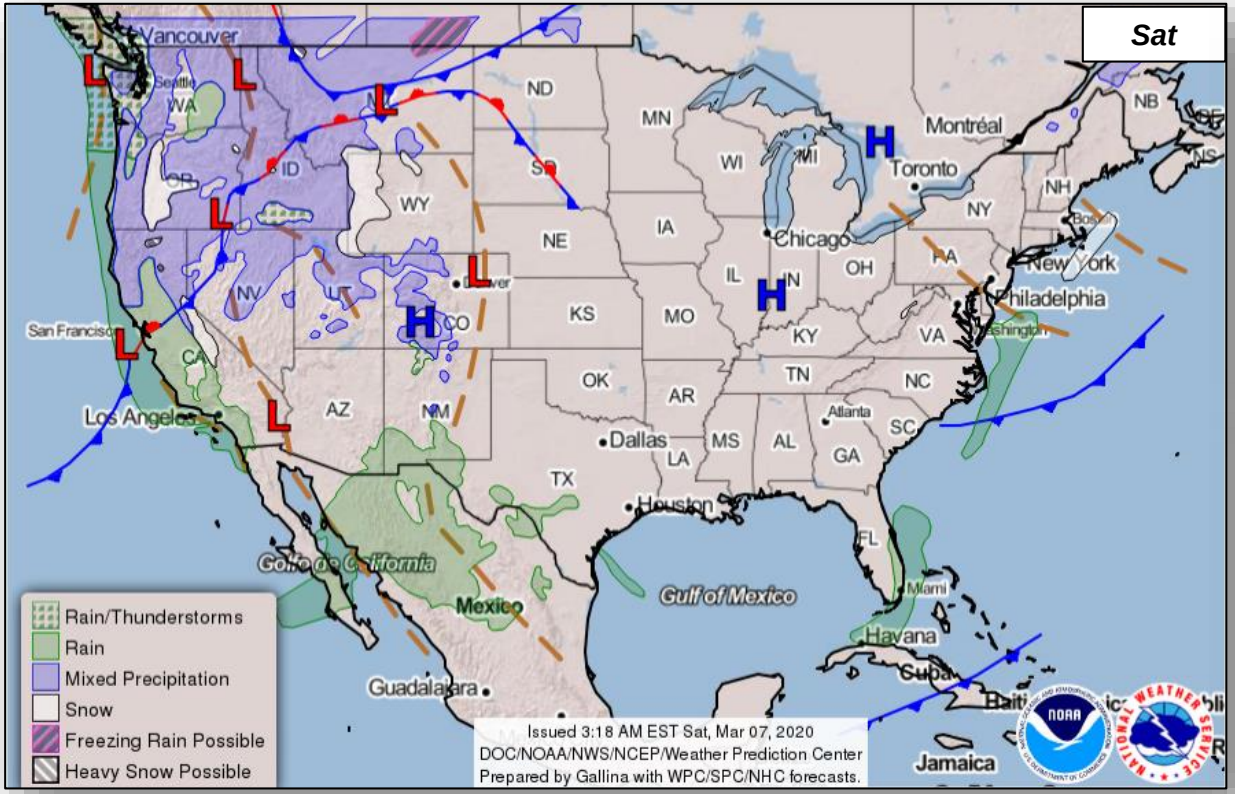

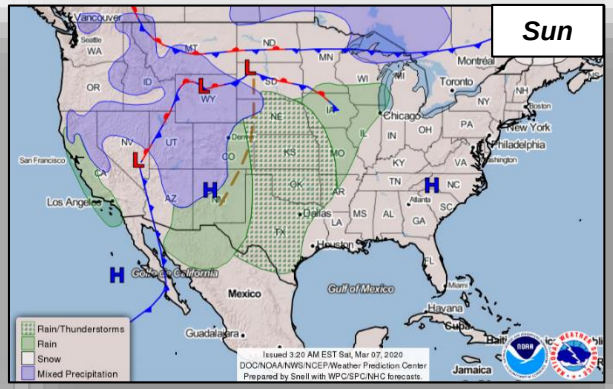

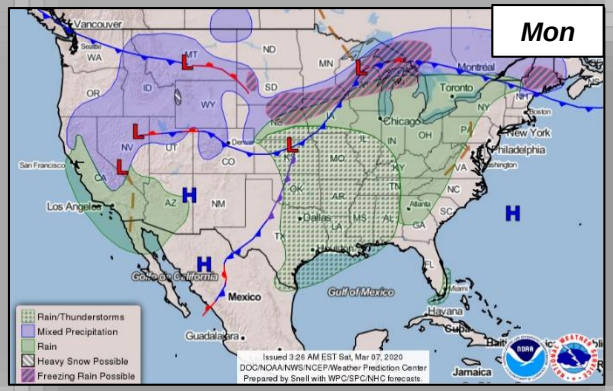

Precipitation & Excessive Rainfall

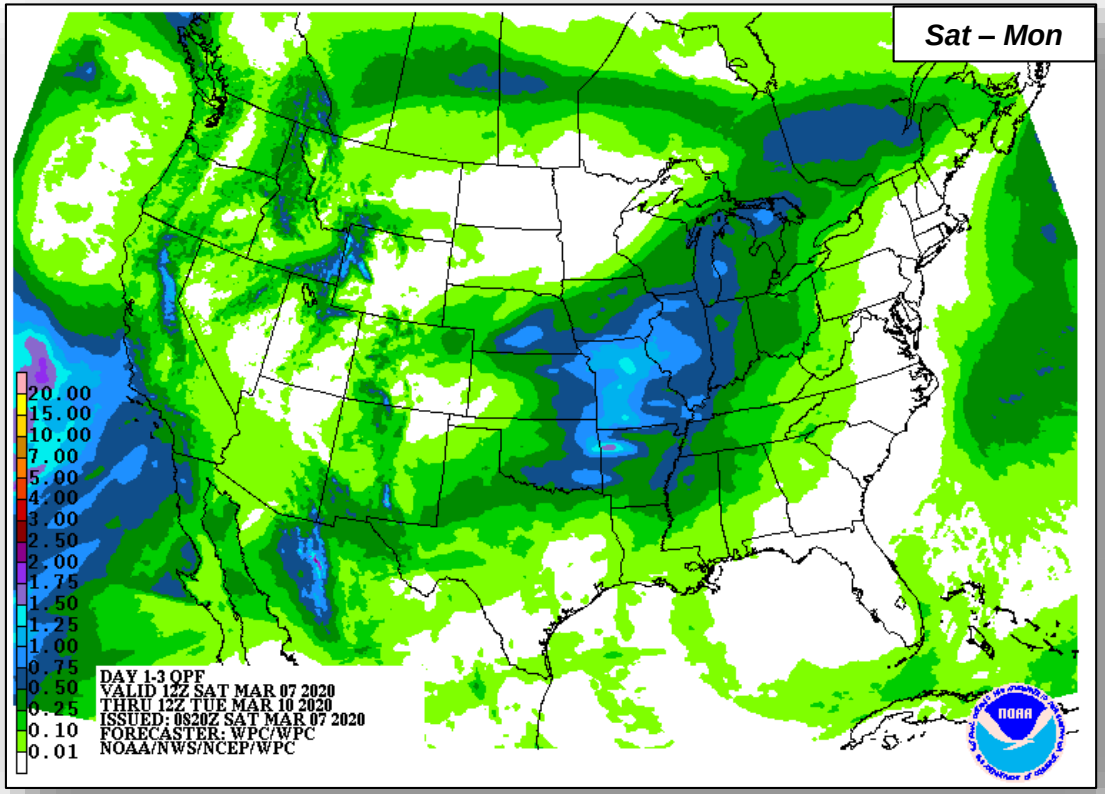

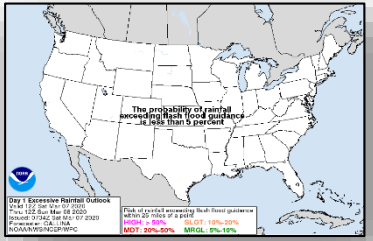

Sat

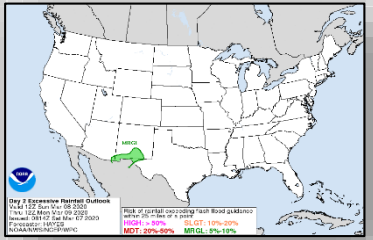

Sun

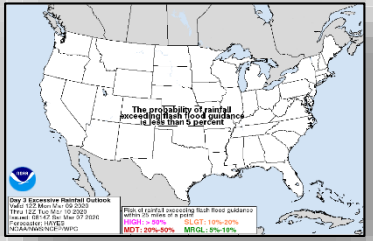

Mon

Severe Weather Outlook

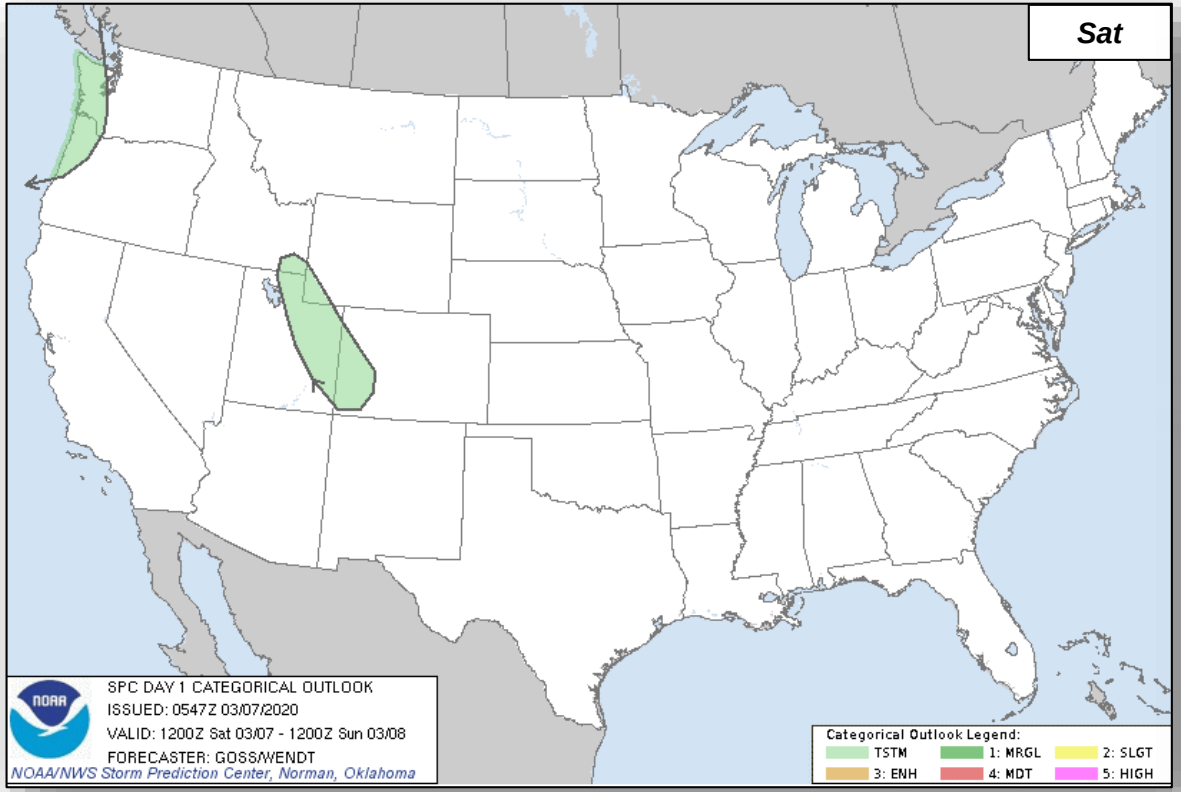

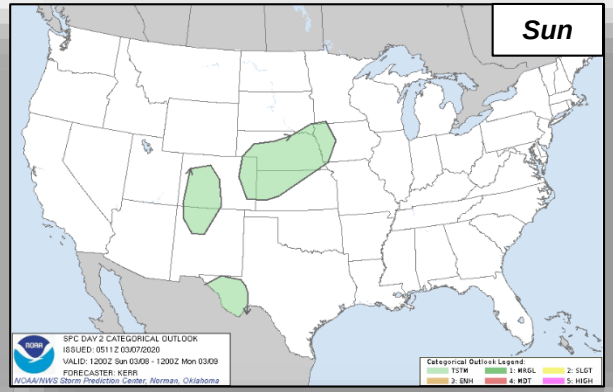

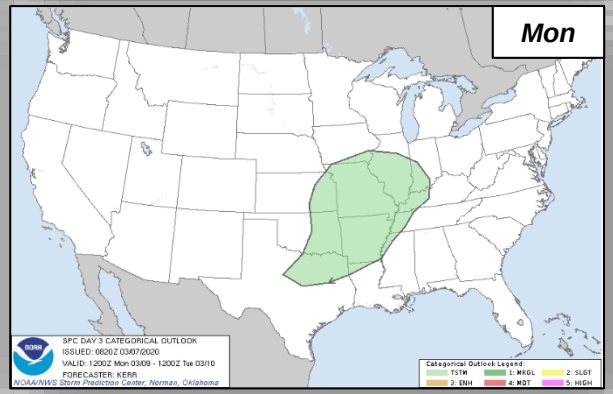

Winter Precipitation Outlook

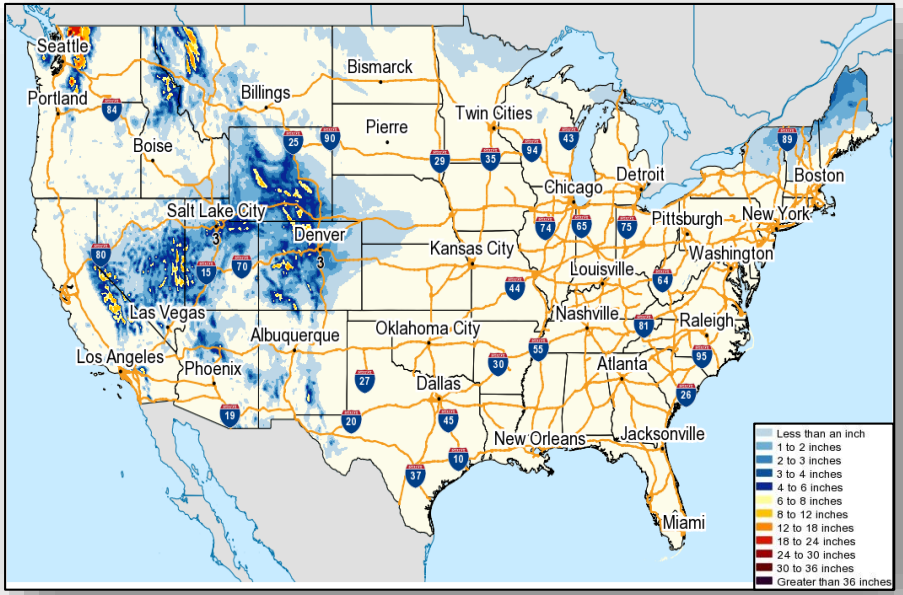

Forecast Snowfall

Forecast Ice Accumulation

Fire Weather Outlook

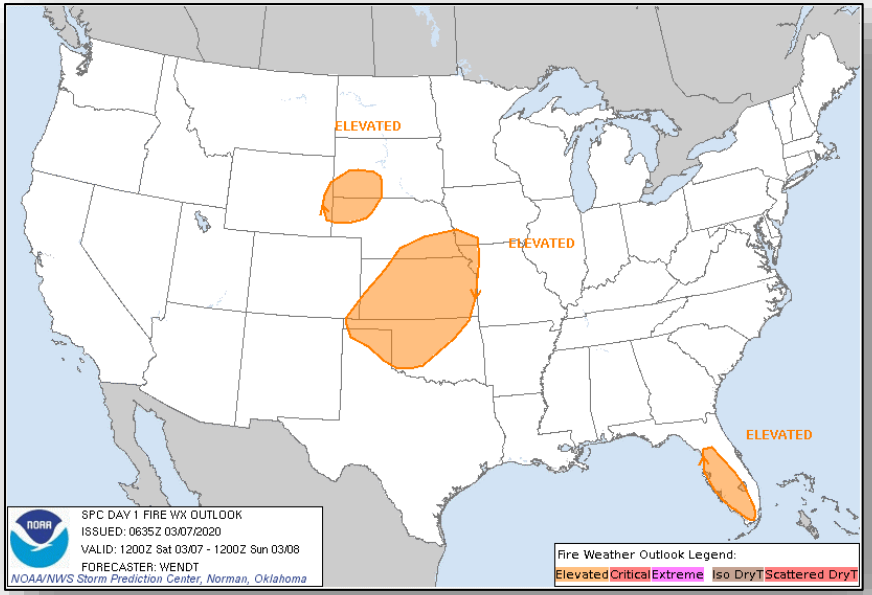

Today

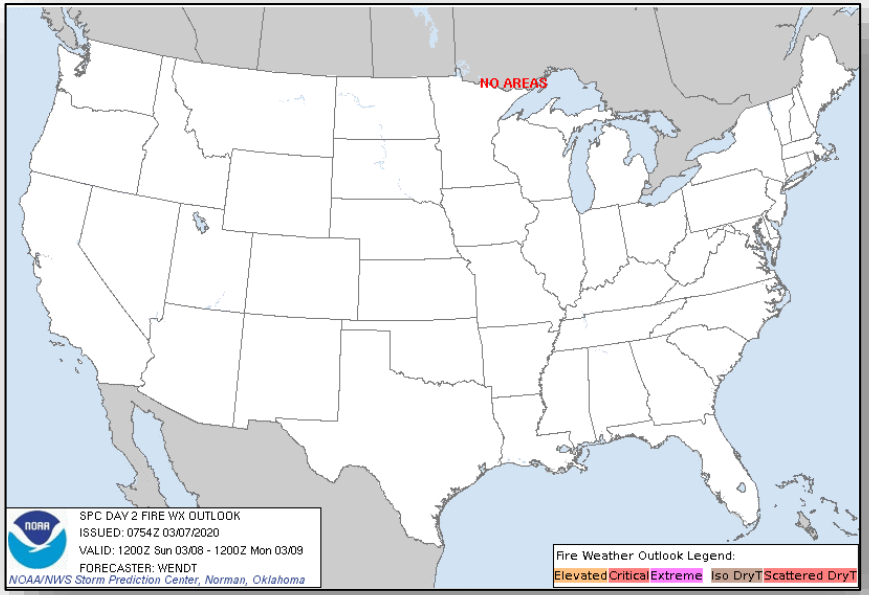

Tomorrow

Hazards Outlook – Mar 9-13

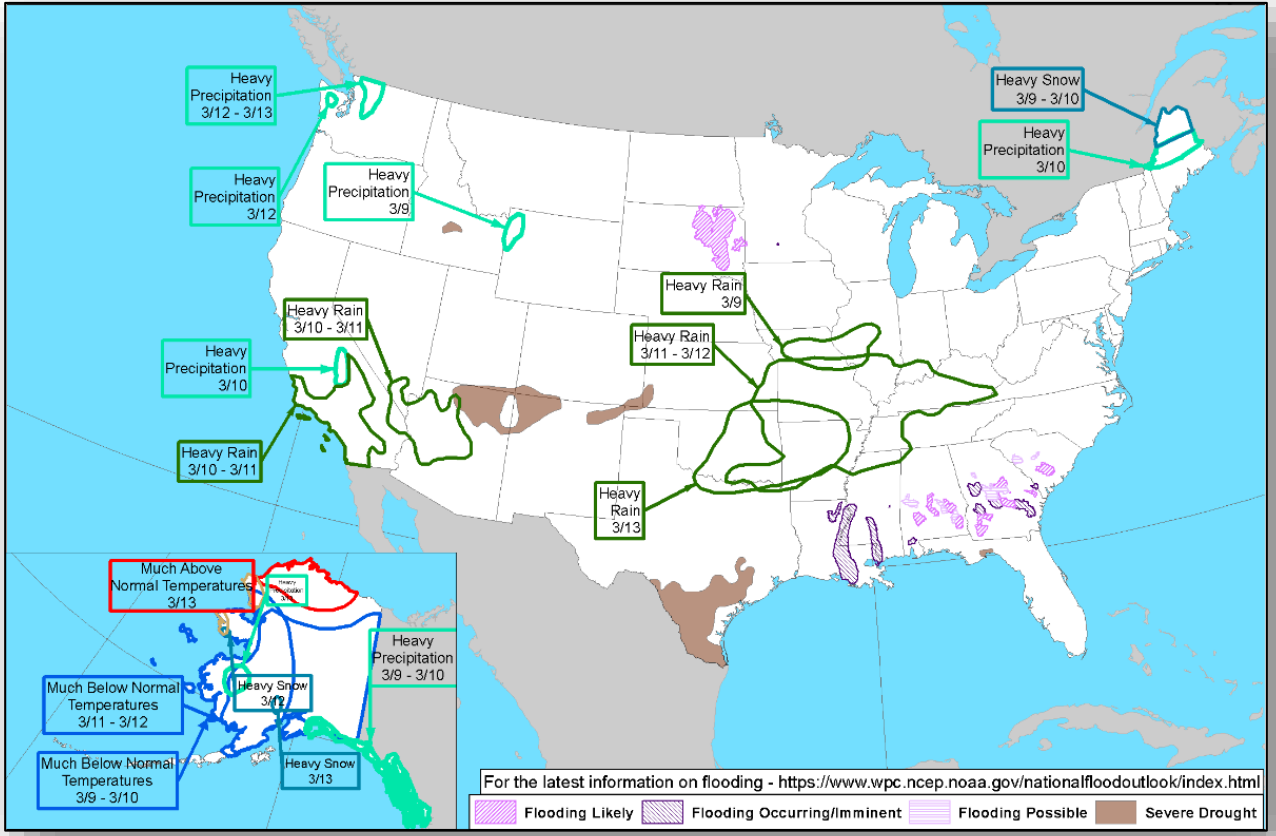

Space Weather

	Space Weather Activity	Geomagnetic Storms	Solar Radiation	Radio Blackouts
Past 24 Hours	None	None	None	None
Next 24 Hours	None	None	None	None
For further information on NOAA Space Weather Scales refer to: http://www.swpc.noaa.gov/noaa-scales-explanation				

HF Communication Impact

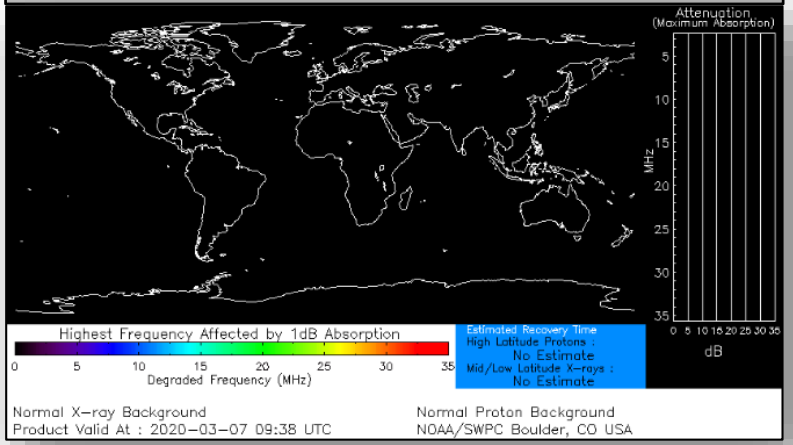

Sunspot Activity



Joint Preliminary Damage Assessments

Region	State / Location	Event	IA/PA	Number of Counties		Start – End
				Requested	Completed	
IV	KY	Severe Storms & Flooding Feb 3	IA	4	4	2/26 – 2/28
			PA	25	15 (+6)	2/25 – TBD
	MS	Severe Storms, Flooding, & Mudslides Feb 10-18	IA	0	0	N/A
			PA	14	0	3/5 – TBD
	NC	Severe Storms, Flooding, Tornadoes, and Straight-line Winds Feb 5-9	IA	0	0	N/A
			PA	19	0	3/9 – TBD
V	IL	Severe Storms & Lake Shore Flooding Jan 10-12	IA	0	0	N/A
			PA	2	2 (+1)	2/24 – 3/5
X	WA	Flooding, Landslides & Mudslides Jan 20 – Feb 10	IA	7	0	3/2 – TBD
			PA	18	18	2/24 – 2/29

Declaration Request

Declaration: Major Disaster **–** South Carolina
Requested: March 5

Incident: Severe Storms, Tornadoes, Straight-line Winds and Flooding
Incident Period: Feb 6-13

Includes:

- **PA Only:** 6 Counties
- **IHP & PA:** 1 County
- **Hazard Mitigation:** Statewide

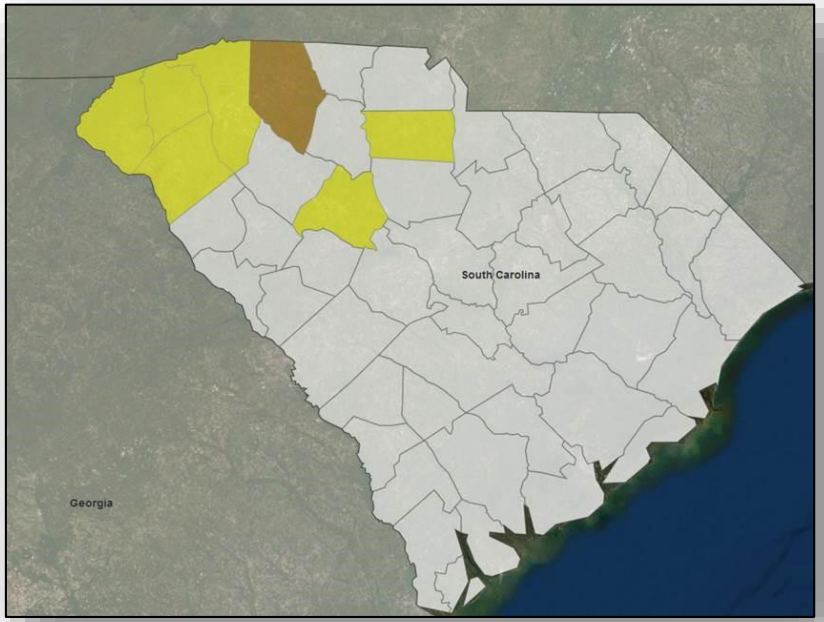

PA
IHP & PA

Declaration Requests in Process – 5

State / Tribe / Territory – Incident Description	Type	IA	PA	HM	Requested
TX – Severe Storms, Straight-line Winds, and Tornadoes	DR		X	X	Jan 13
WI – Severe Winter Storm and Flooding	DR		X	X	Feb 10
MS – Severe Storms, Tornadoes, Straight-line Winds, and Flooding	DR		X	X	Feb 10
AR – Severe Storms, Straight-line Winds, and Tornadoes (Appeal)	DR		X	X	Feb 20
SC – Severe Storms, Tornadoes, Straight-line Winds, and Flooding	DR	X	X	X	Mar 5

FEMA Common Operating Picture

FEMA

FEMA HQ

NWC	NRCC
Monitoring	ROC

FEMA REGIONS

WATCH		RRCC
Monitoring	I	Rostered
Monitoring	II	Rostered
Monitoring	III	Rostered
Monitoring	IV	Rostered
Monitoring	V	Rostered
Monitoring	VI	Rostered
Monitoring	VII	Rostered
Monitoring	VIII	Rostered
Monitoring	IX	Rostered
Enhanced	X	Rostered

Notes:

ROC: COVID-19 (M-F days)
RX: COVID-19 (days)

AS: Measles
GA: Flooding
KS: Fire weather
MS: Flooding
PR: Earthquake
TN: Tornadoes

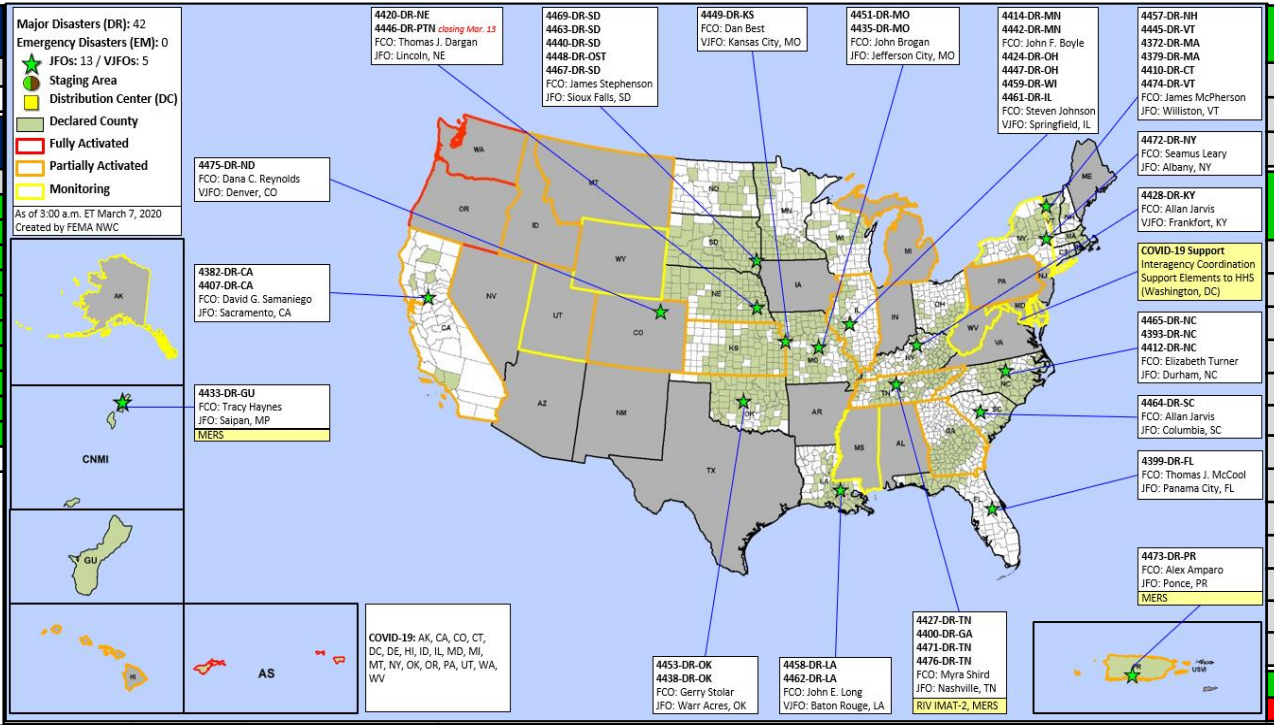

N-IMATs

3 Teams

Red	
Blue	
Gold	

R-IMATs

≥ 7 Teams

I	1
II	
III	
IV-1	
IV-2	TN
V	
VI-1	
VI-2	2
VII	
VIII	
IX-1	
IX-2	
X	3

FMC	*PMC*
NMC	*Deployed*

Team: Status	US&R >66%	MERS >66%	FCOs ≤ 1 Type I	FDRCs =2	IM WORKFORCE
Assigned:	28	36	45	11	14,006 ▲
Unavailable	0	0	0 (-3)	0	3,866 ▲
Deployed:	0	2	36 (+4)	9	5,555 (NC)
Available:	**28**	**34**	**9 (-1)**	**2**	**4,585 / 33%** ▼

IM CADRE AVAILABILITY SUMMARY

Cadres with 25% or Less Availability

ADR 18% (9/49); EHP 19% (114/615); FL 19% (30/162); PA 17% (519/3,033)

FEMA

FEMA's mission is helping people before, during, and after disasters.

Click here to subscribe to this briefing.