



FEMA

Daily Operations Briefing

Sunday, March 8, 2020

8:30 a.m. ET

National Current Operations & Monitoring



FEMA

Significant Incidents or Threats:

- Fire weather – Middle Mississippi Valley

Declaration Activity:

- Approval: FMAG – 412 Fire Complex, OK

412 Fire Complex – OK



FEMA

Fire Name (County, ST)	FMAG #	Acres Burned	Percent Contained	Evacuations	Structures (Homes / Other)			Fatalities / Injuries
					Threatened	Damaged	Destroyed	
412 Complex (Beaver County, OK)	TBD	11k	0%	M/V: 3k	714	None	6 / 0	0 / 1

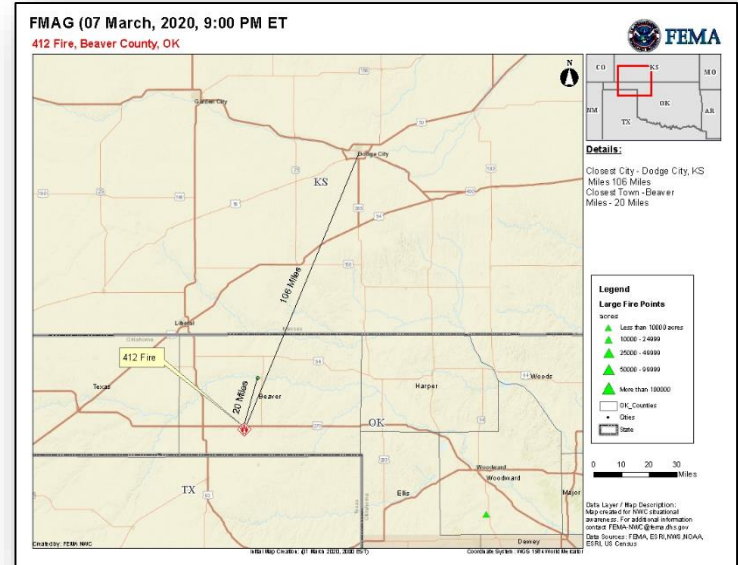
Evacuations: M = Mandatory / V = Voluntary

Situation:

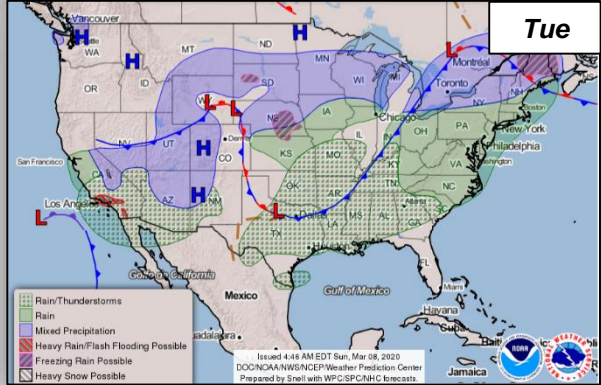
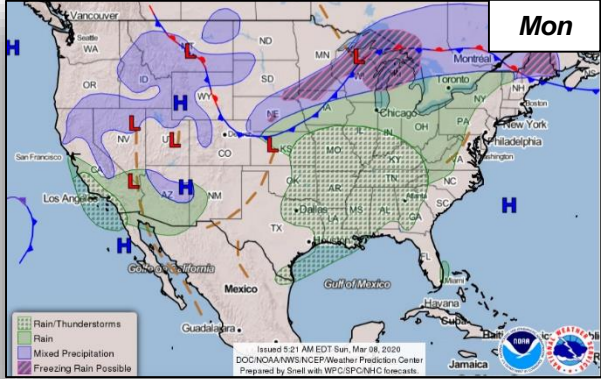
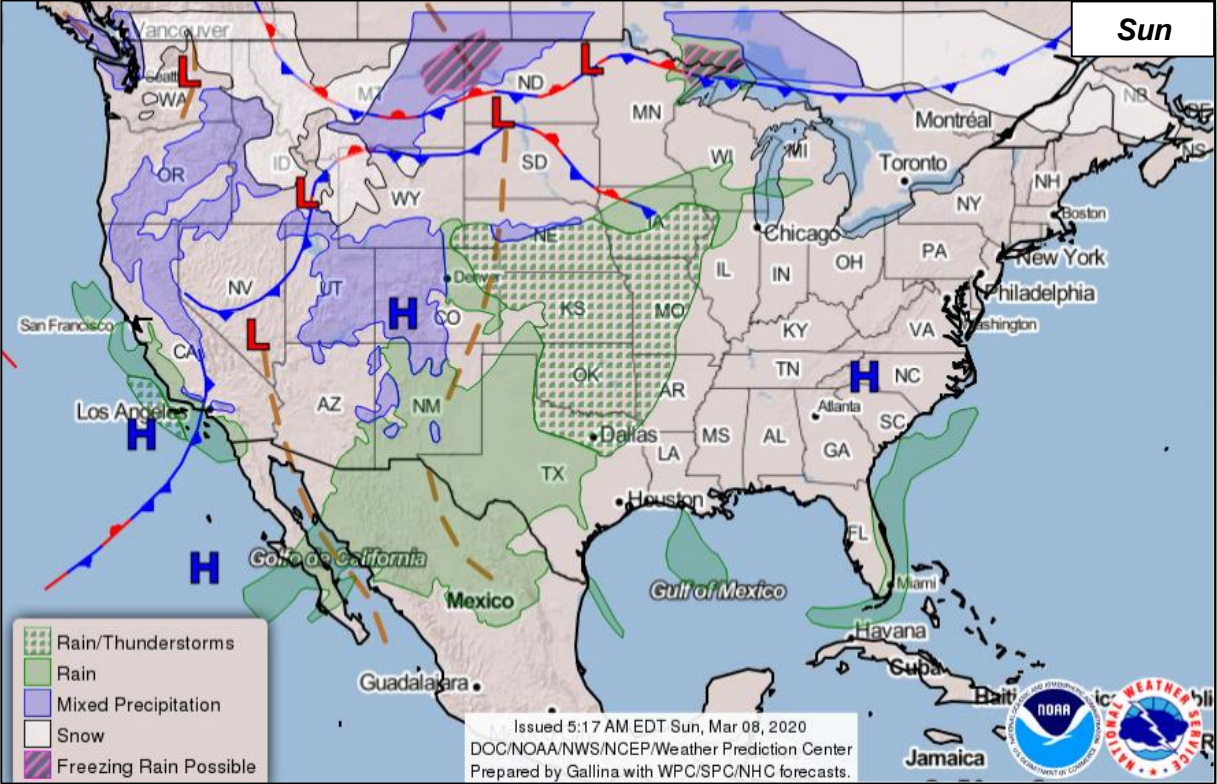
- Fire began on March 7 and is burning on state and private land in and around the city of Beaver, OK (population 5,500)
- Threatening 714 homes, businesses, buildings, infrastructure, utilities and equipment
- 11,000 acres burned; 0% contained
- Mandatory and voluntary evacuations in effect for over 3,000 people
- Shelter numbers are unknown at this time
- 6 homes destroyed
- No fatalities; 1 injury

Response

- OK EOC at Monitoring (COVID-19)
- FEMA Region VI at Steady State, continues to monitor
- FEMA NWC at Steady State, continues to monitor
- FMAG was approved on March 7, 2020



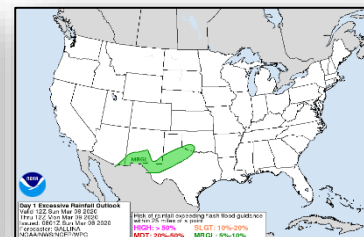
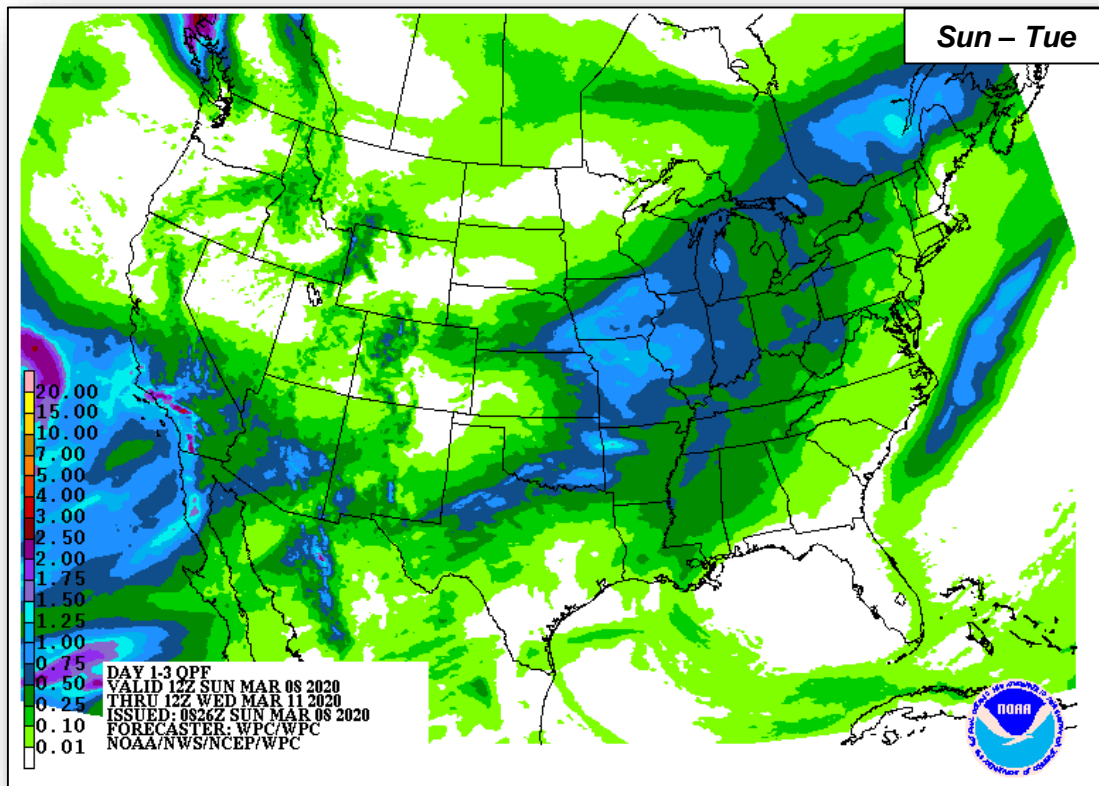
National Weather Forecast



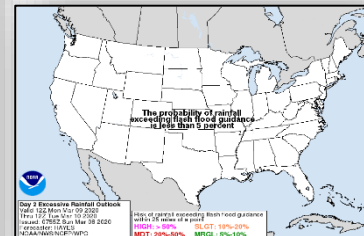
Precipitation & Excessive Rainfall



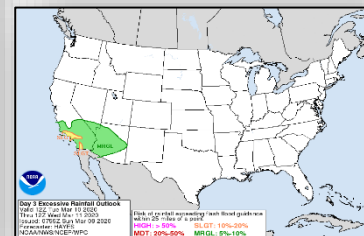
FEMA



Sun

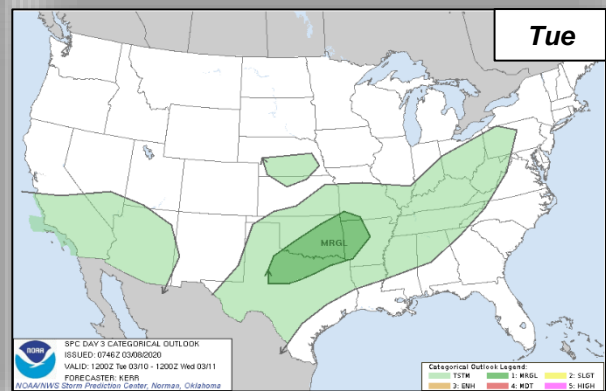
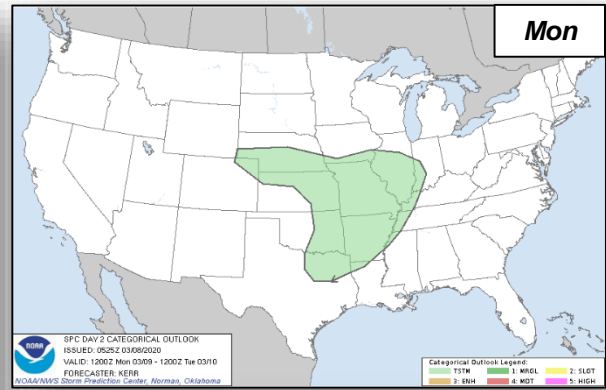
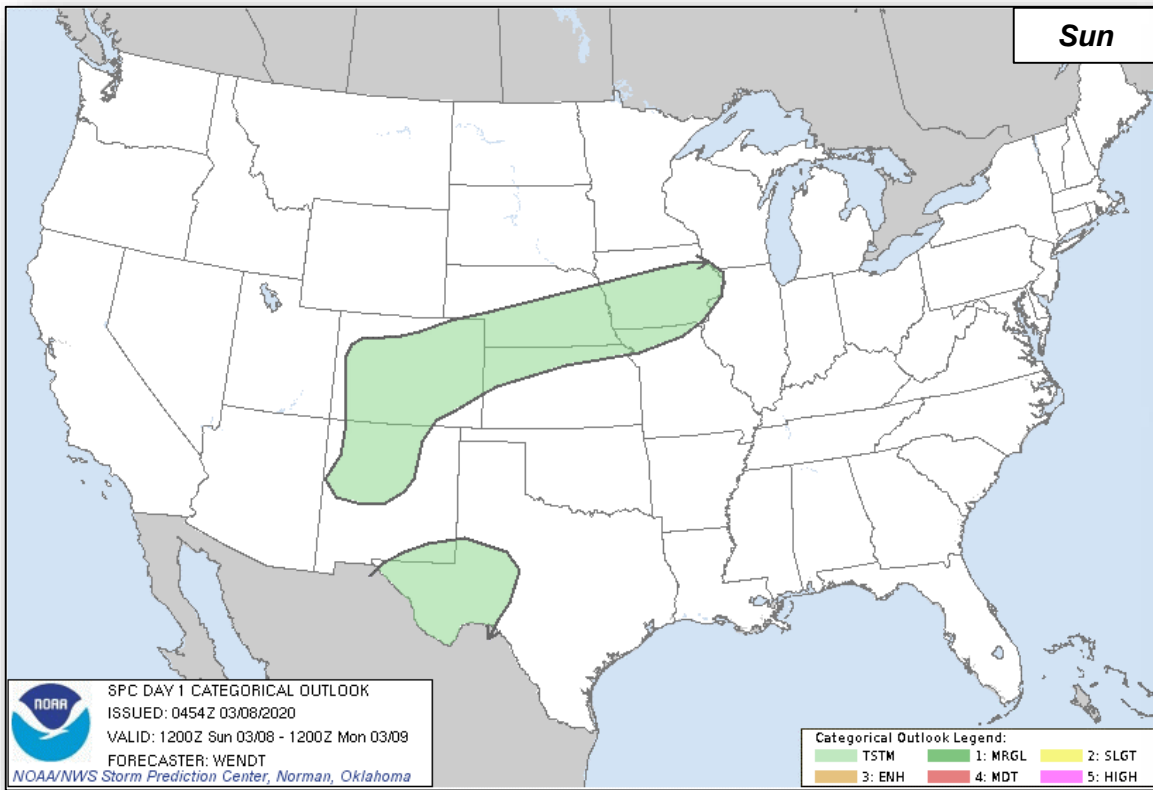


Mon



Tue

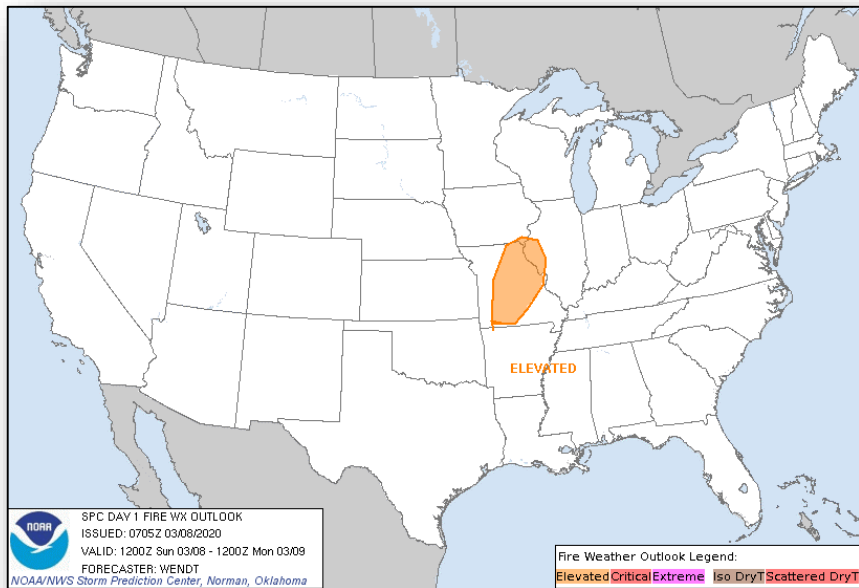
Severe Weather Outlook



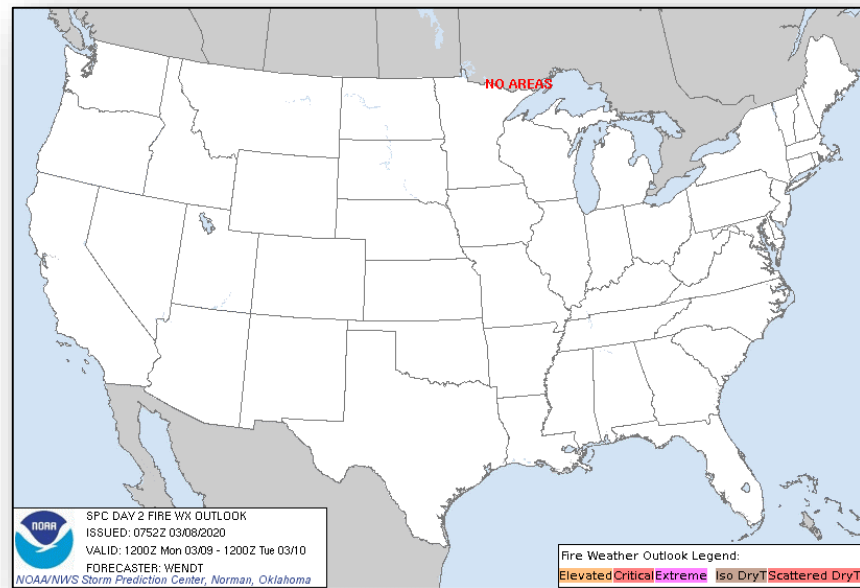
Fire Weather Outlook



FEMA



Today

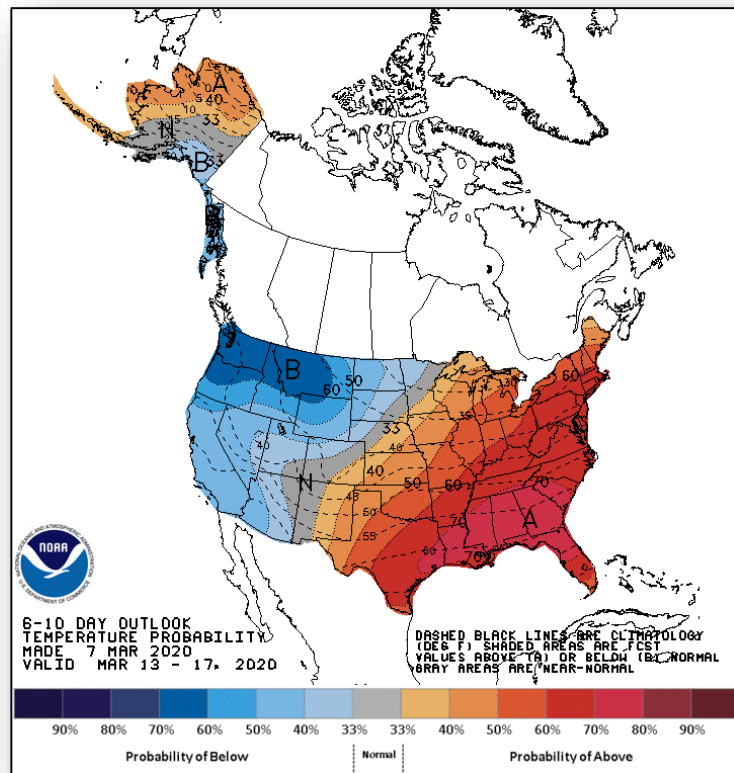


Tomorrow

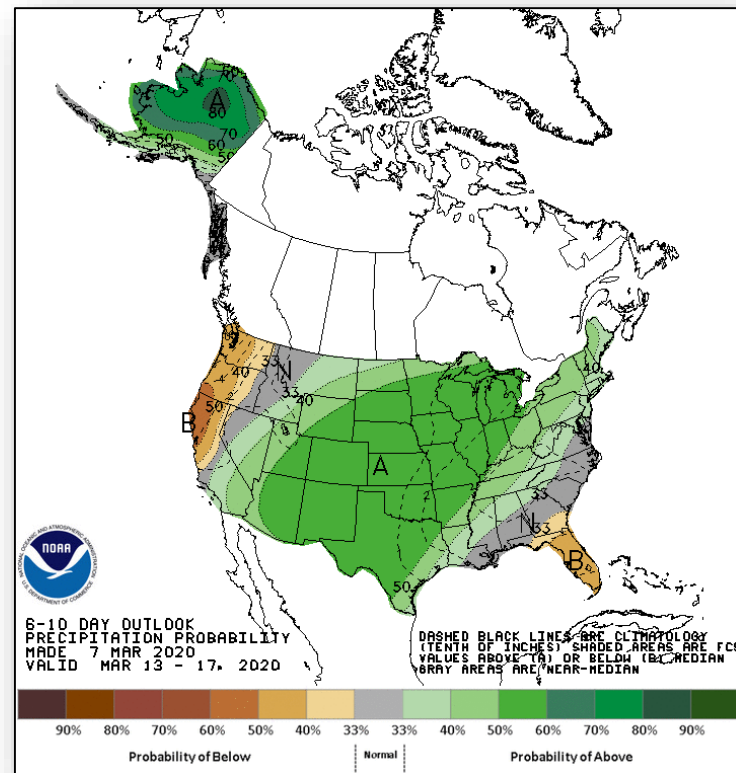
Long Range Outlooks – Mar 13-17



FEMA



6-10 Day Temperature Probability



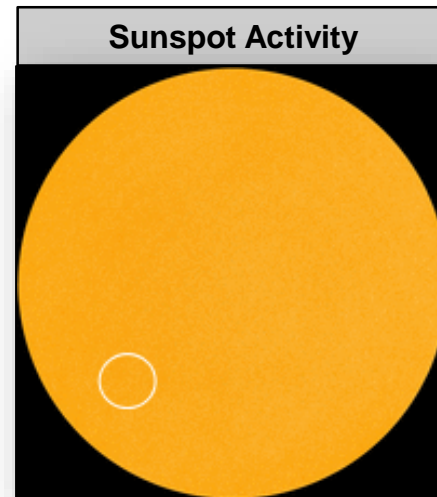

6-10 Day Precipitation Probability

Space Weather



FEMA

	Space Weather Activity	Geomagnetic Storms	Solar Radiation	Radio Blackouts
Past 24 Hours	None	None	None	None
Next 24 Hours	None	None	None	None
For further information on NOAA Space Weather Scales refer to: http://www.swpc.noaa.gov/noaa-scales-explanation				



Joint Preliminary Damage Assessments



FEMA

Region	State / Location	Event	IA/PA	Number of Counties		Start – End
				Requested	Completed	
IV	KY	Severe Storms & Flooding Feb 3	IA	4	4	2/26 – 2/28
			PA	26 (+1)	17 (+2)	2/25 – TBD
	MS	Severe Storms, Flooding, & Mudslides Feb 10-18	IA	0	0	N/A
			PA	14	0	3/5 – TBD
	NC	Severe Storms, Flooding, Tornadoes, and Straight-line Winds Feb 5-9	IA	0	0	N/A
			PA	19	0	3/9 – TBD
X	WA	Flooding, Landslides & Mudslides Jan 20 – Feb 10	IA	7	7 (+7)	3/2 – 3/6
			PA	18	18	2/24 – 2/29

Declaration Requests in Process – 5



FEMA

State / Tribe / Territory – Incident Description	Type	IA	PA	HM	Requested
TX – Severe Storms, Straight-line Winds, and Tornadoes	DR		X	X	Jan 13
WI – Severe Winter Storm and Flooding	DR		X	X	Feb 10
MS – Severe Storms, Tornadoes, Straight-line Winds, and Flooding	DR		X	X	Feb 10
AR – Severe Storms, Straight-line Winds, and Tornadoes (Appeal)	DR		X	X	Feb 20
SC – Severe Storms, Tornadoes, Straight-line Winds, and Flooding	DR	X	X	X	Mar 5

FEMA Common Operating Picture



FEMA HQ

NWC	NRCC
Monitoring	ROC

FEMA REGIONS

WATCH	RRCC
Monitoring	I Rostered
Monitoring	II Rostered
Monitoring	III Rostered
Monitoring	IV Rostered
Monitoring	V Rostered
Monitoring	VI Rostered
Monitoring	VII Rostered
Monitoring	VIII Rostered
Monitoring	IX Rostered
Enhanced	X Rostered

Notes:

ROC: COVID-19 (M-F days)
RX: COVID-19 (days)

AS: Measles
GA: Flooding
KS: Fire weather
MS: Flooding
PR: Earthquake
TN: Tornadoes

Major Disasters (DR): 42
Emergency Disasters (EM): 0

★ JFOs: 13 / VJFOs: 5

● Staging Area

■ Distribution Center (DC)

■ Declared County

■ Fully Activated

■ Partially Activated

■ Monitoring

As of 1:00 a.m. ET March 8, 2020
Created by FEMA NWC

4420-DR-NE
4446-DR-PTN closing Mar. 13
JFO: Thomas J. Dargan
JFO: Lincoln, NE

4469-DR-SD
4463-DR-SD
4440-DR-SD
4448-DR-OST
4467-DR-SD
JFO: James Stephenson
JFO: Sioux Falls, SD

4449-DR-KS
JFO: Dan Best
JFO: Kansas City, MO

4451-DR-MO
4435-DR-MO
JFO: John Brogan
JFO: Jefferson City, MO

4414-DR-MN
4442-DR-MN
JFO: John F. Boyle
4424-DR-OH
4447-DR-OH
4459-DR-WI
4463-DR-IL
JFO: Steven Johnson
JFO: Springfield, IL

4457-DR-NH
4445-DR-VT
4372-DR-MA
4379-DR-MA
4418-DR-CT
4474-DR-VT
JFO: James McPherson
JFO: Williston, VT

4472-DR-NY
JFO: Seamus Leary
JFO: Albany, NY

4428-DR-KY
JFO: Allan Jarvis
JFO: Frankfort, KY

COVID-19 Support
Interagency Coordination
Support Elements to HHS
(Washington, DC)

4465-DR-NC
4393-DR-NC
4412-DR-NC
JFO: Elizabeth Turner
JFO: Durham, NC

4464-DR-SC
JFO: Allan Jarvis
JFO: Columbia, SC

4399-DR-FL
JFO: Thomas J. McCool
JFO: Panama City, FL

4473-DR-PR
JFO: Alex Amparo
JFO: Ponce, PR
MERS

4427-DR-TN
4400-DR-GA
4471-DR-TN
4476-DR-TN
JFO: Myra Shird
JFO: Nashville, TN
RIV IMAT-2, MERS

4453-DR-OK
4438-DR-OK
JFO: Gerry Stolar
JFO: Warr Acres, OK

4458-DR-LA
4462-DR-LA
JFO: John E. Long
JFO: Baton Rouge, LA

4475-DR-ND
JFO: Dana C. Reynolds
JFO: Denver, CO

4382-DR-CA
4407-DR-CA
JFO: David G. Samaniego
JFO: Sacramento, CA

4433-DR-GU
JFO: Tracy Haynes
JFO: Saipan, MP
MERS

SEOC activations for COVID-19: AK, CA, CO, CT, DC, DE, FL, HI, IA, ID, IL, KY, MD, ME, MI, MT, NV, OK, OR, PA, UT, WA, WV

Team:	US&R	MERS	FCOs	FDRCs	IM WORKFORCE
Status	>66%	>66%	≤ 1 Type I	=2	
Assigned:	28	36	45	11	14,007 ▲
Unavailable	0	0	0	0	3,847 ▼
Deployed:	0	2	36	9	5,528 ▼
Available:	28	34	9	2	4,632 / 33%▲

N-IMATs
3 Teams

Red	
Blue	
Gold	

R-IMATs
≥ 7 Teams

I	1
II	
III	
IV-1	
IV-2	TN
V	
VI-1	
VI-2	
VII	
VIII	2
IX-1	
IX-2	
X	3

FMC	PMC
NMC	Deployed

IM CADRE AVAILABILITY SUMMARY
Cadres with 25% or Less Availability

ADR 18% (9/49); EHP 18% (113/615); FL 20% (32/162); PA 17% (526/3,033)



FEMA

**FEMA's mission is helping people
before, during, and after disasters.**

Click [here](#) to subscribe to this briefing.