



FEMA

Daily Operations Briefing

Tuesday, March 10, 2020

8:30 a.m. ET

National Current Operations & Monitoring



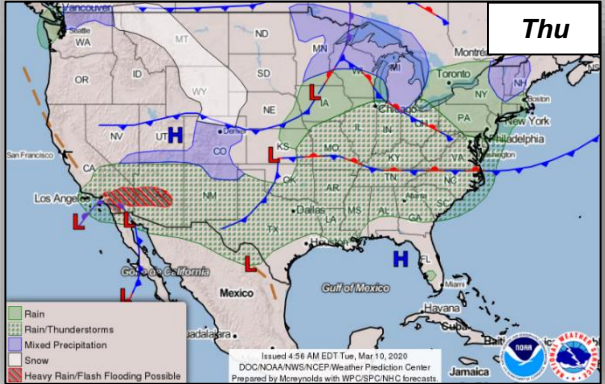
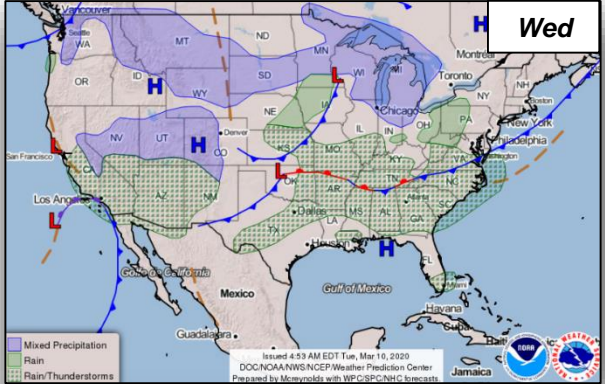
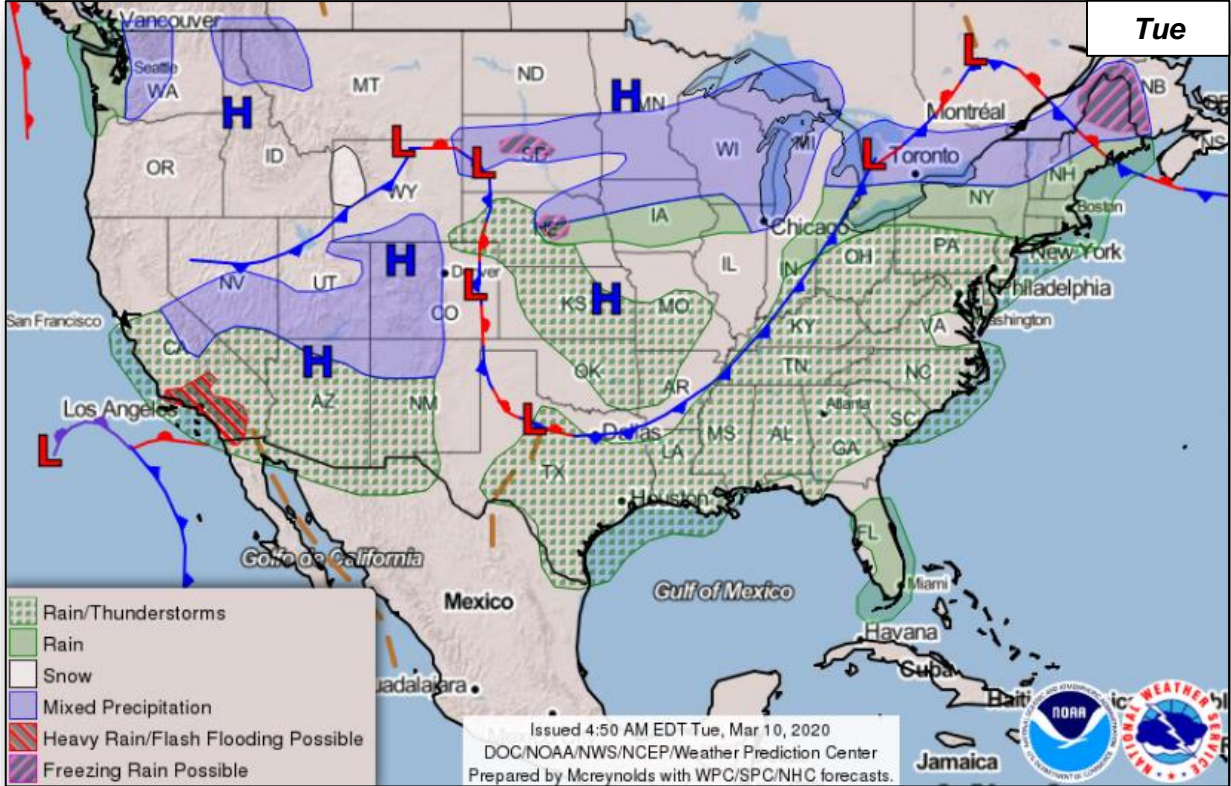
FEMA

Significant Incidents or Threats:

- COVID-19
- Heavy Rain and Flash Flooding – Southern CA
- Freezing Rain – Central / Northern Plains

Declaration Activity: None

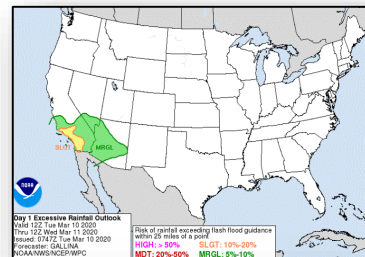
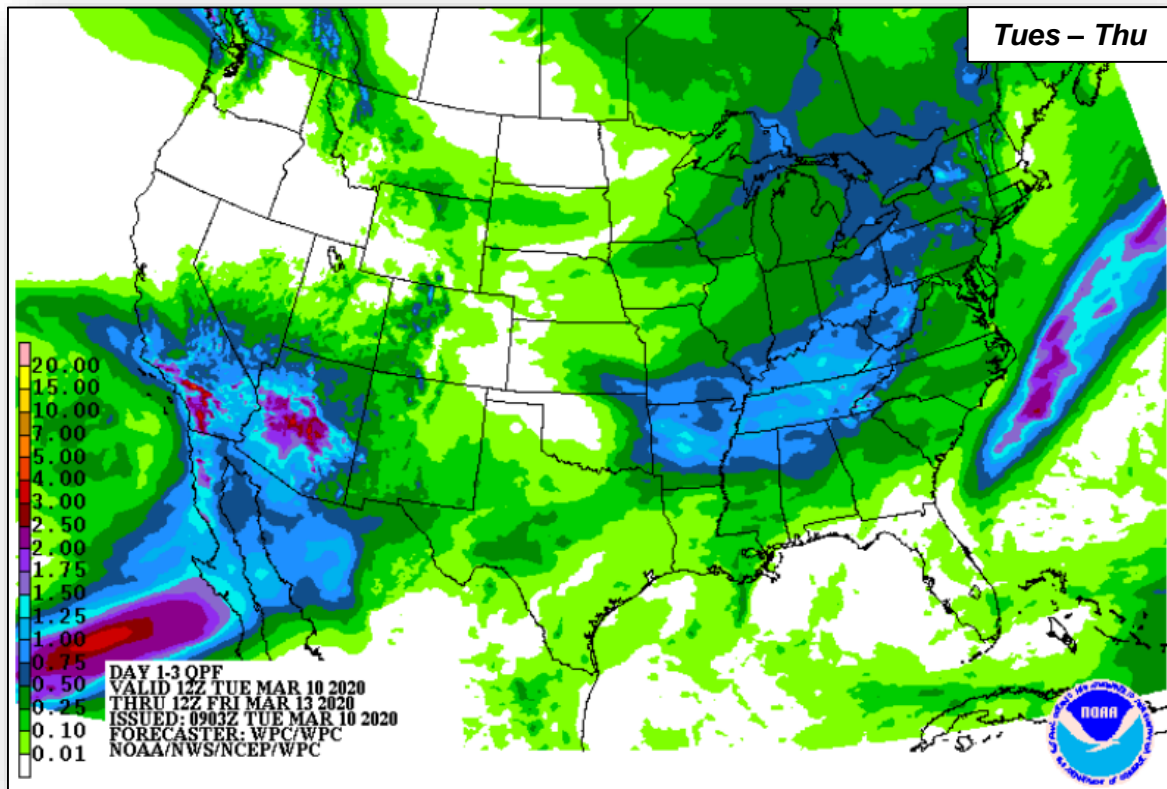
National Weather Forecast



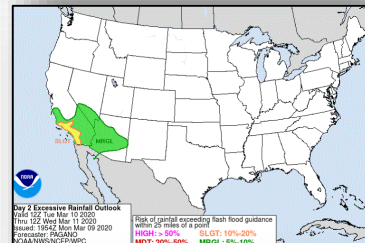
Precipitation & Excessive Rainfall



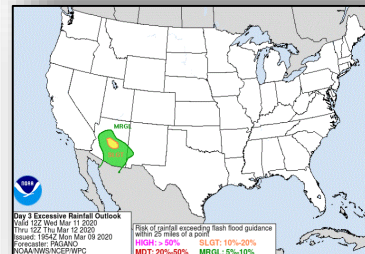
FEMA



Tue

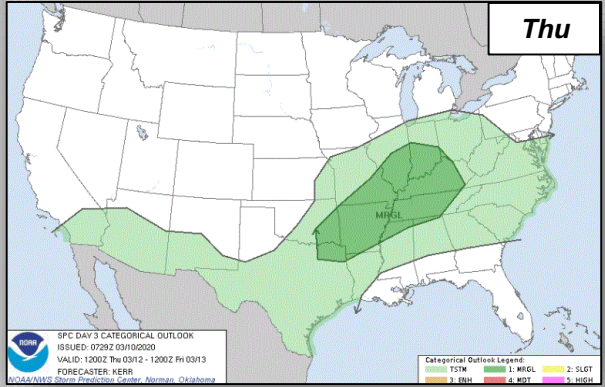
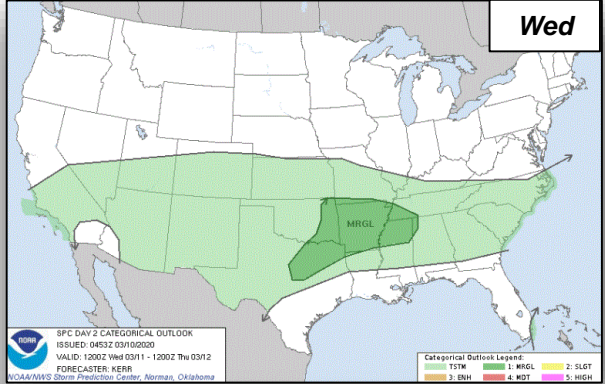
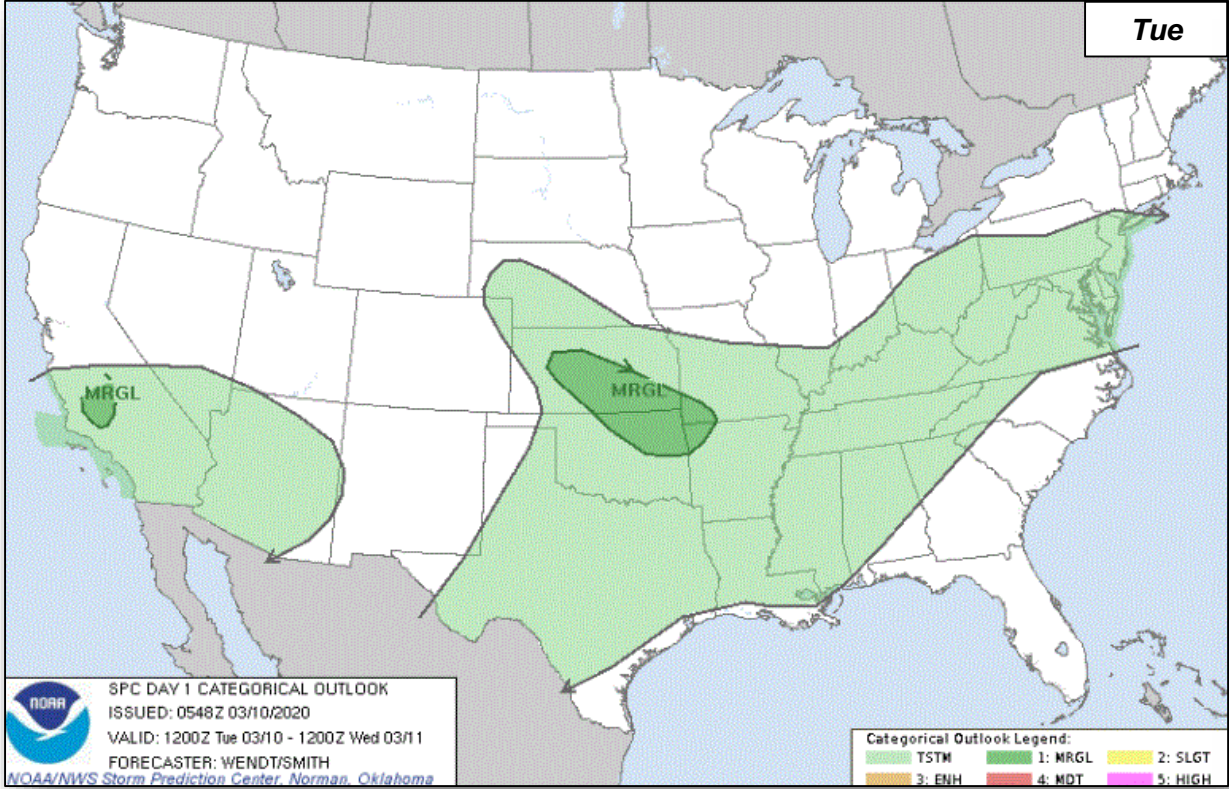


Wed



Thu

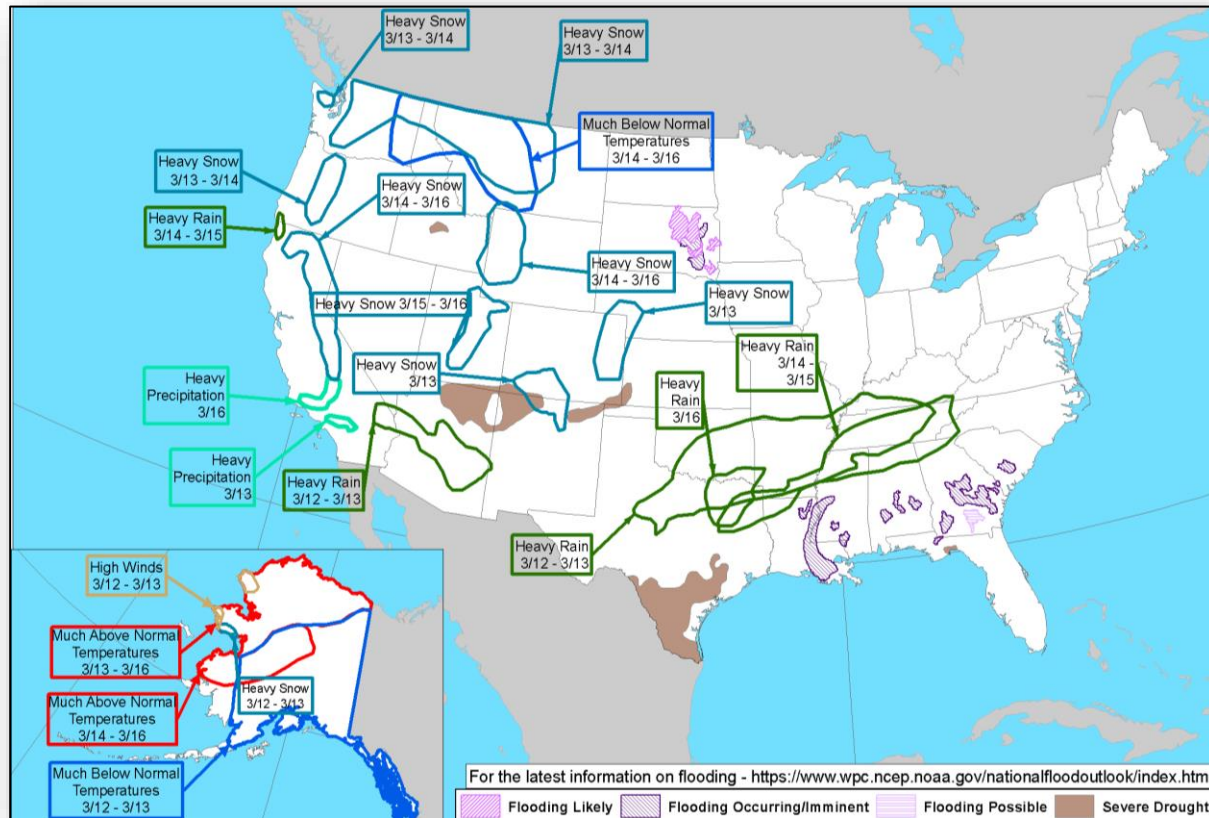
Severe Weather Outlook



Hazards Outlook – Mar 12-16



FEMA

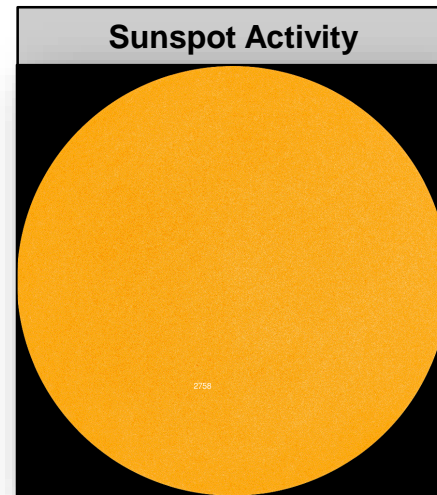



Space Weather



FEMA

	Space Weather Activity	Geomagnetic Storms	Solar Radiation	Radio Blackouts
Past 24 Hours	None	None	None	None
Next 24 Hours	None	None	None	None
For further information on NOAA Space Weather Scales refer to: http://www.swpc.noaa.gov/noaa-scales-explanation				



Joint Preliminary Damage Assessments



FEMA

Region	State / Location	Event	IA/PA	Number of Counties		Start – End
				Requested	Completed	
IV	KY	Severe Storms & Flooding Feb 3	IA	4	4	2/26 – 2/28
			PA	26	17	2/25 – TBD
	MS	Severe Storms, Flooding, & Mudslides Feb 10-18	IA	0	0	N/A
			PA	14	0	3/5 – TBD
	NC	Severe Storms, Flooding, Tornadoes, and Straight-line Winds; Feb 5-9	IA	0	0	N/A
			PA	19	0	3/9 – TBD

Declaration Requests in Process – 5



FEMA

State / Tribe / Territory – Incident Description	Type	IA	PA	HM	Requested
TX – Severe Storms, Straight-line Winds, and Tornadoes	DR		X	X	Jan 13
WI – Severe Winter Storm and Flooding	DR		X	X	Feb 10
MS – Severe Storms, Tornadoes, Straight-line Winds, and Flooding	DR		X	X	Feb 10
AR – Severe Storms, Straight-line Winds, and Tornadoes (Appeal)	DR		X	X	Feb 20
SC – Severe Storms, Tornadoes, Straight-line Winds, and Flooding	DR	X	X	X	Mar 5

FEMA Common Operating Picture



FEMA HQ

NWC	NRCC
Monitoring	ROC

FEMA REGIONS

WATCH	RRCC
Monitoring	I Rostered
Monitoring	II Rostered
Monitoring	III Rostered
Monitoring	IV Rostered
Enhanced	V Rostered
Monitoring	VI Rostered
Monitoring	VII Rostered
Monitoring	VIII Rostered
Monitoring	IX Rostered
Enhanced	X Rostered

Notes:

COVID-19

ROC (days / M-F)

RV: (days / M-F)

RX: (days)

AS: Measles

GA: Flooding

MS: Flooding

PR: Earthquake

TN: Tornadoes

*COVID-19

See yellow call-out box

(26 SEOCs activated)

Major Disasters (DR): 42

Emergency Disasters (EM): 0

JFOs: 13 / VIFOs: 5

Staging Area

Distribution Center (DC)

Declared County

Fully Activated

Partially Activated

Monitoring

As of 8:00 a.m. ET March 10, 2020

Created by FEMA NWC

SEOC Activations for COVID-19

AK, CA, CO, CT, DC, DE, FL, HI,

IA, ID, IL, IN, KY, MD, ME, MI, MT,

NM, NY, OH, OK, OR, PA, UT,

WA, WV

4420-DR-NE

4446-DR-PTN *(closing Mar. 13)*

JFO: Thomas J. Dargan

JFO: Lincoln, NE

4469-DR-SD

4463-DR-SD

4440-DR-SD

4448-DR-OST

4467-DR-SD

JFO: James Stephenson

JFO: Sioux Falls, SD

4449-DR-KS

JFO: Dan Best

VIFO: Kansas City, MO

4451-DR-MO

4435-DR-MO

JFO: John Brogan

JFO: Jefferson City, MO

4414-DR-MN

4442-DR-MN

JFO: John F. Boyle

4424-DR-OH

4447-DR-OH

4459-DR-WI

4463-DR-IL

JFO: James McPherson

JFO: Williston, VT

4457-DR-NH

4445-DR-VT

4372-DR-MA

4379-DR-MA

4410-DR-CT

4474-DR-VT

JFO: James McPherson

JFO: Williston, VT

4472-DR-NY

JFO: Seamus Leary

JFO: Albany, NY

4428-DR-KY

JFO: Allan Jarvis

VIFO: Frankfort, KY

COVID-19 Support

MERS

(Oakland, CA)

4433-DR-GU

JFO: Tracy Haynes

JFO: Salpan, MP

MERS

4453-DR-OK

4438-DR-OK

JFO: Gerry Stolar

JFO: Warr Acres, OK

4458-DR-LA

4462-DR-LA

JFO: John F. Long

VIFO: Baton Rouge, LA

4427-DR-TN

4400-DR-GA

4471-DR-TN

4476-DR-TN

JFO: Myra Shird

JFO: Nashville, TN

RIV IMAT-2, MERS

4464-DR-SC

JFO: Allan Jarvis

JFO: Columbia, SC

4399-DR-FL

JFO: Thomas J. McCool

JFO: Panama City, FL

4473-DR-PR

JFO: Alex Amparo

JFO: Ponce, PR

MERS

NIMATs

2 Teams

Red	DC
Blue	
Gold	

R-IMATs

≥ 7 Teams

I	1
II	
III	
IV-1	
IV-2	TN
V	
VI-1	
VI-2	
VII	
VIII	2
IX-1	
IX-2	
X	3

FMC	PMC
NMC	Deployed

Team:	US&R	MERS	FCOs	FDRCs	IM WORKFORCE
Status	>66%	>66%	≤ 1 Type I	=2	
Assigned:	28	36	45	11	13,984 ▼
Unavailable	0	0	2 (+2)	0	3,891 ▲
Deployed:	0	4 (+1)	32 (-4)	9	5,662 ▲
Available:	28	32 (-1)	11 (+2)	2	4,431 / 32% ▼

IM CADRE AVAILABILITY SUMMARY

Cadres with 25% or Less Availability

ADR 20% (10/49); EHP 18% (110/616); FL 20% (32/162); PA 17% (517/3,030)



FEMA

**FEMA's mission is helping people
before, during, and after disasters.**

Click [here](#) to subscribe to this briefing.