FEMA

Daily Operations Briefing

Wednesday, March 11, 2020

8:30 a.m. ET

National Current Operations & Monitoring

FEMA

Significant Incidents or Threats:

- COVID-19
- Severe Thunderstorms – Lower Mississippi Valley and Tennessee Valley

Declaration Activity:

- Request: Major Disaster – OR
- Amendment – PR

National Weather Forecast

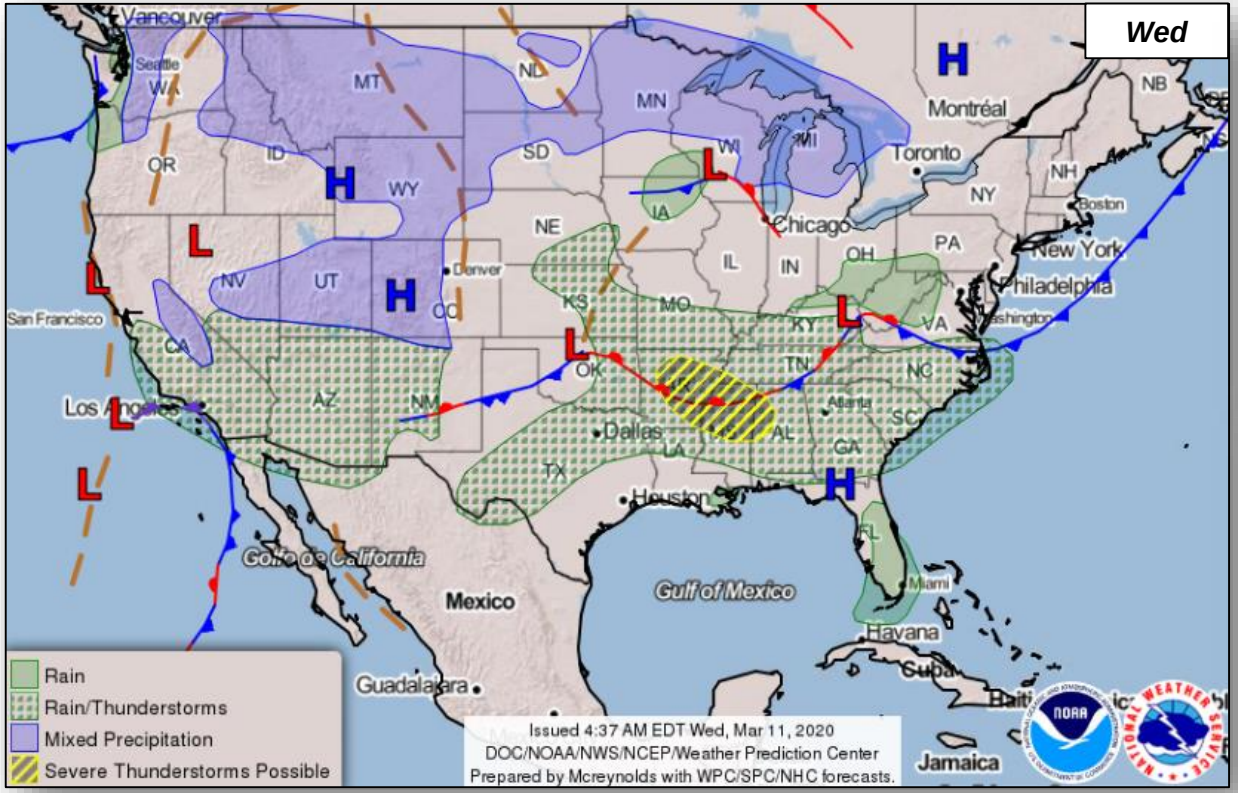

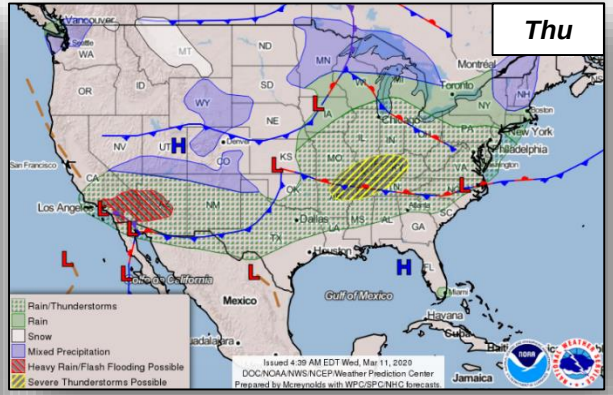

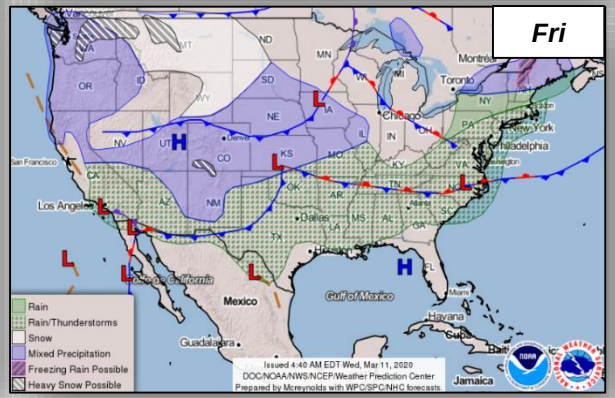

Precipitation & Excessive Rainfall

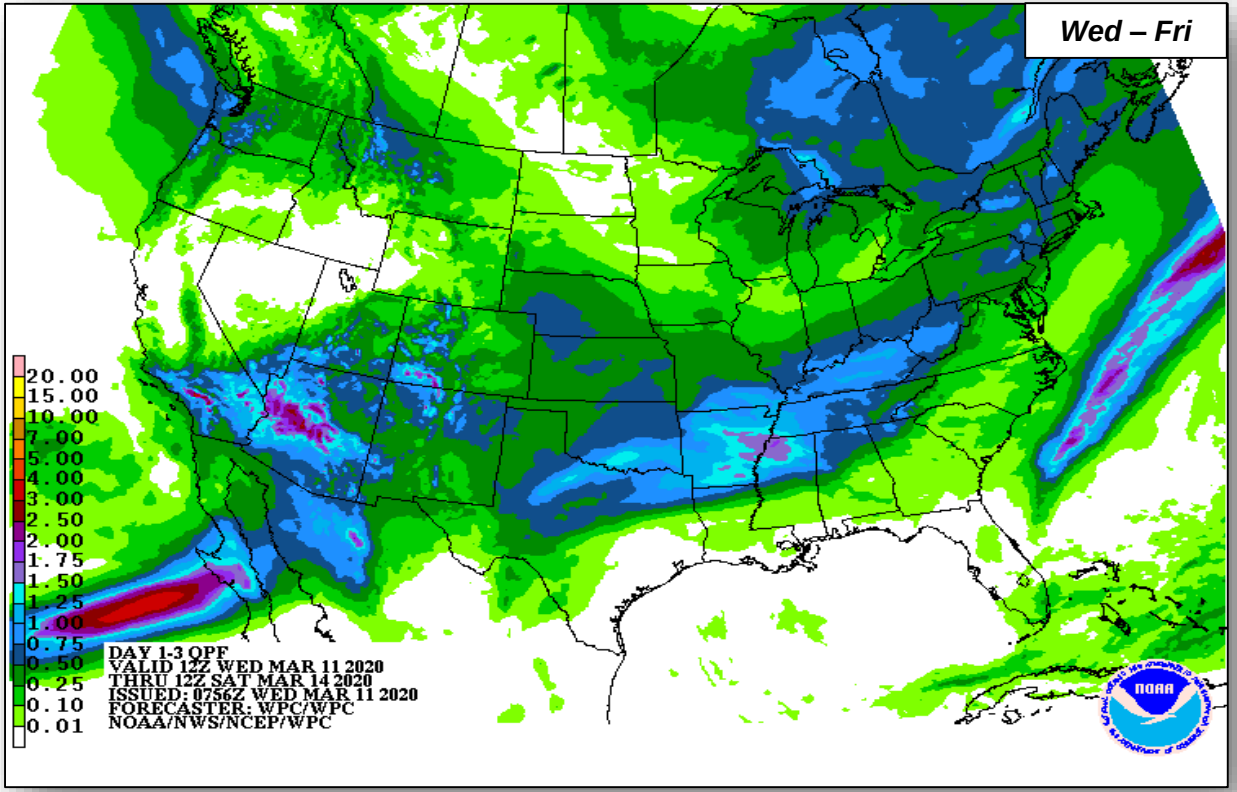

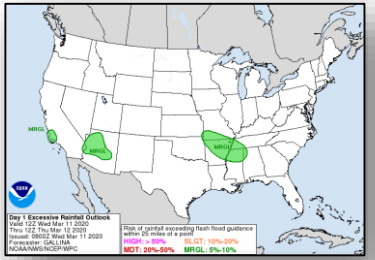

Wed

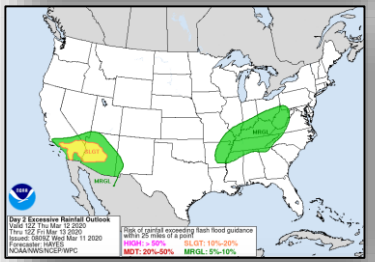

Thu

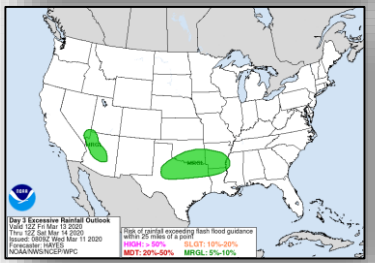

Fri

Severe Weather Outlook

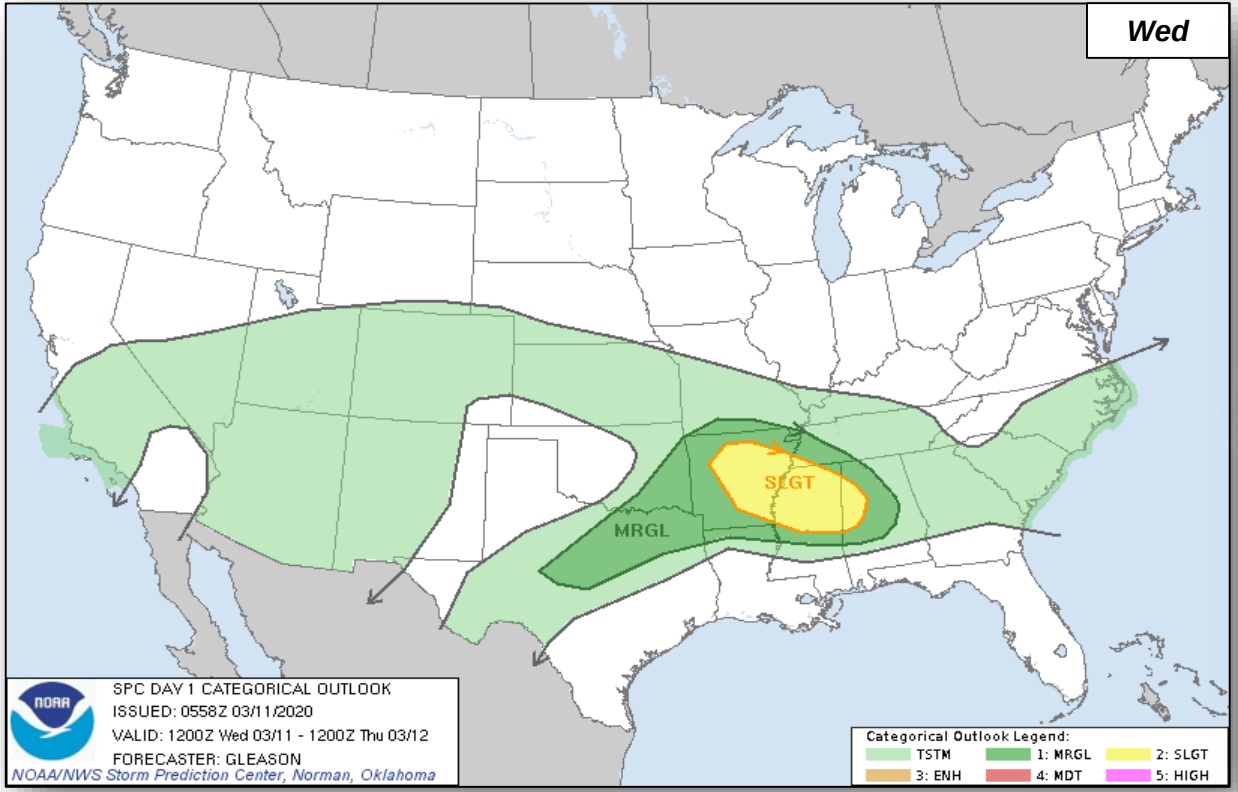

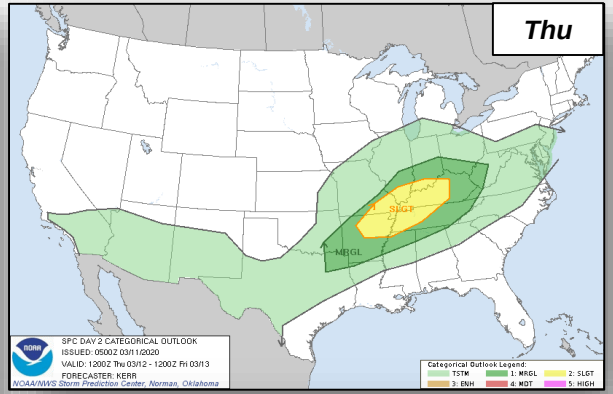

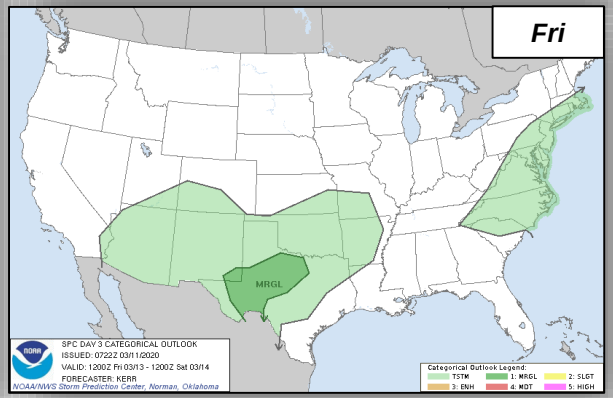

Hazards Outlook – Mar 13-17

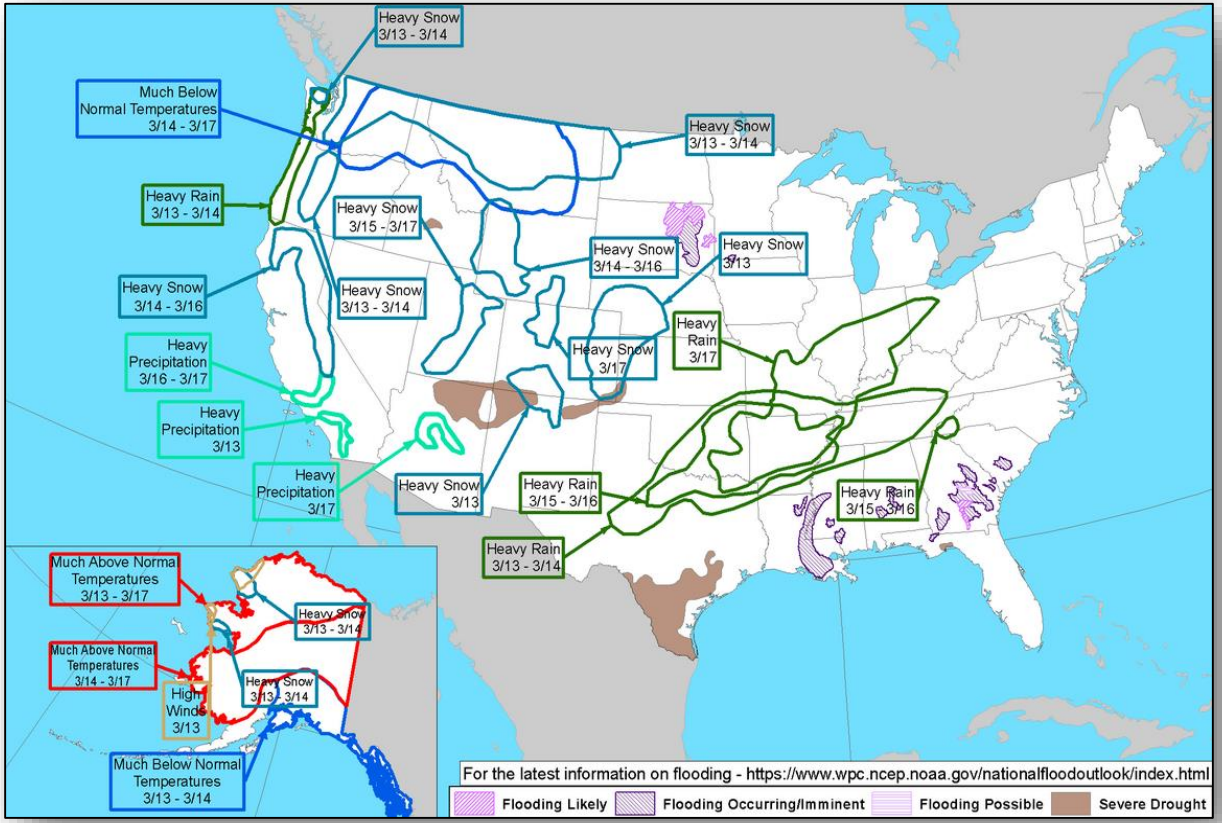

Joint Preliminary Damage Assessments

Region	State / Location	Event	IA/PA	Number of Counties		Start – End
				Requested	Completed	
IV	KY	Severe Storms & Flooding Feb 3	IA	4	4	2/26 – 2/28
			PA	26	20 (+3)	2/25 – TBD
	MS	Severe Storms, Flooding, & Mudslides Feb 10-18	IA	0	0	N/A
			PA	14	5 (+5)	3/5 – TBD
	NC	Severe Storms, Flooding, Tornadoes, and Straight-line Winds; Feb 5-9	IA	0	0	N/A
			PA	19	0	3/9 – TBD

Declaration Request

Declaration: Major Disaster **–** Oregon
Requested: March 6

Incident: Severe Storms, Flooding, Landslides, and Mudslides
Incident Period: February 5-9

Includes:

- **PA Only:** 2 Counties
- **IA & PA**: 1 County and Confederated Tribes of the Umatilla Indian Reservation
- **Hazard Mitigation:** Statewide

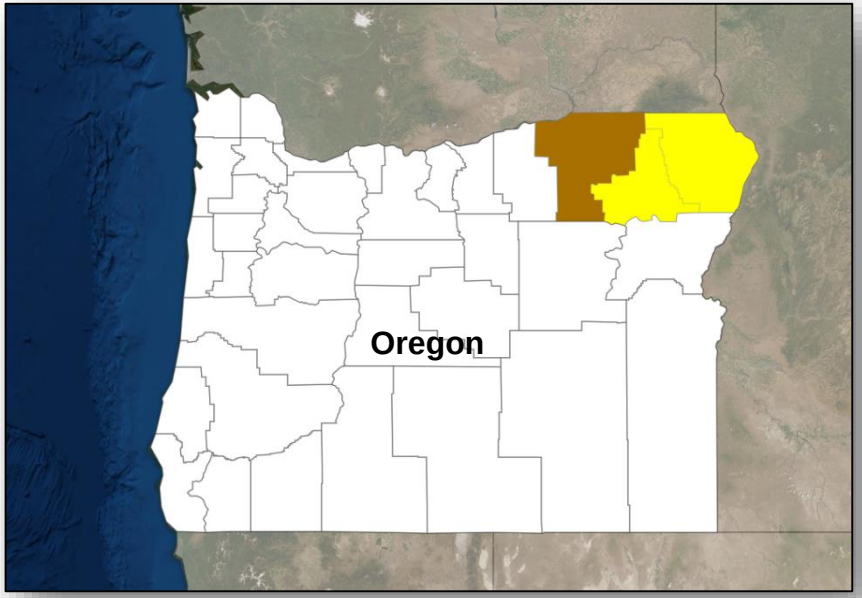

PA IA & PA

Declaration Requests in Process – 6

State / Tribe / Territory – Incident Description	Type	IA	PA	HM	Requested
TX – Severe Storms, Straight-line Winds, and Tornadoes	DR		X	X	Jan 13
WI – Severe Winter Storm and Flooding	DR		X	X	Feb 10
MS – Severe Storms, Tornadoes, Straight-line Winds, and Flooding	DR		X	X	Feb 10
AR – Severe Storms, Straight-line Winds, and Tornadoes (Appeal)	DR		X	X	Feb 20
SC – Severe Storms, Tornadoes, Straight-line Winds, and Flooding	DR	X	X	X	Mar 5
OR – Severe Storms, Flooding, Landslides, and Mudslides	DR	X	X	X	Mar 6

Declaration Amendments

Declaration	Number	Issued	Action
4473-DR-PR	5	Mar 10	Adds 8 municipalities for Individual Assistance

FEMA Common Operating Picture

FEMA

FEMA HQ

NWC	NRCC
Monitoring	ROC

FEMA REGIONS

WATCH		RRCC
Monitoring	I	Rostered
Monitoring	II	Rostered
Monitoring	III	Rostered
Alt. Location	IV	Rostered
Enhanced	V	Rostered
Monitoring	VI	Rostered
Monitoring	VII	Rostered
Monitoring	VIII	Rostered
Monitoring	IX	Rostered
Enhanced	X	Rostered

Notes:

COVID-19
ROC (days / M-F)
RV: (days / M-F)
RX: (days)

AS: Measles
GA: Flooding
MS: Flooding
PR: Earthquake
TN: Tornadoes

COVID-19
See yellow call-out box
(30 SEOCs activated)

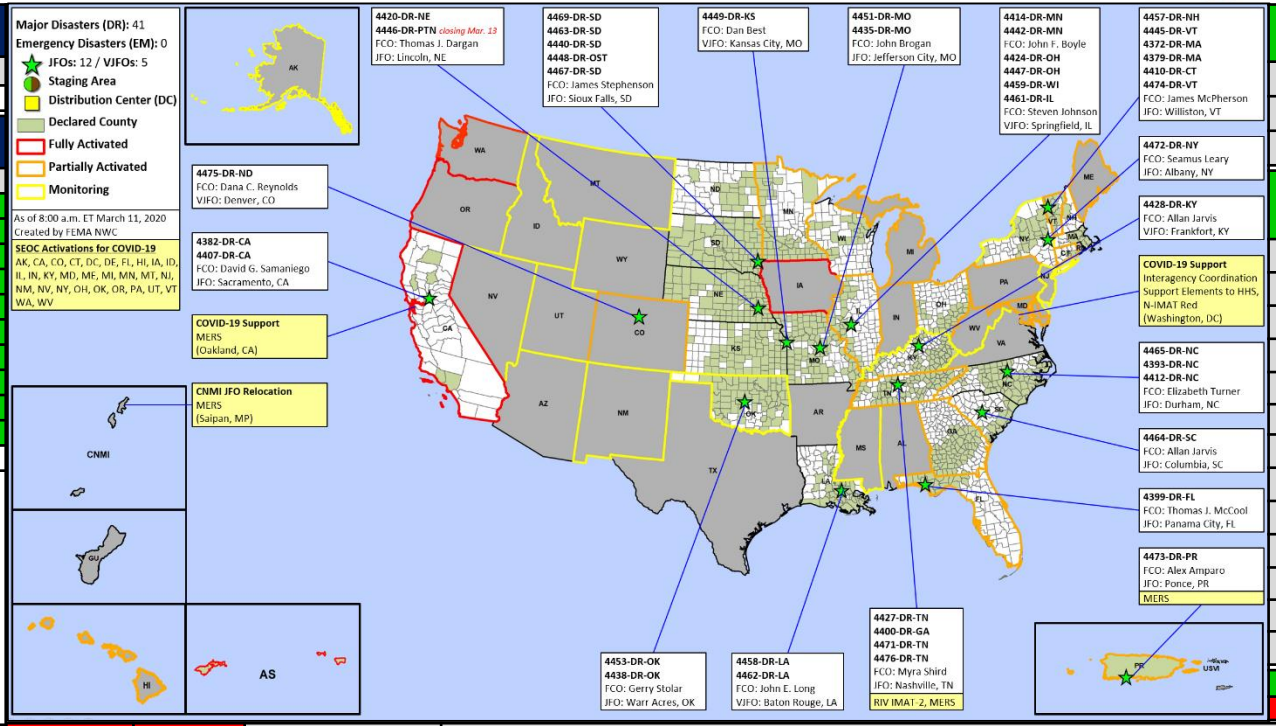

NIMATs
2 Teams

Red	DC
Blue	
Gold	

R-IMATs
≥ 7 Teams

I	1
II	
III	
IV-1	
IV-2	TN
V	
VI-1	
VI-2	
VII	
VIII	2
IX-1	
IX-2	
X	3

FMC	*PMC*
NMC	*Deployed*

Team: Status	US&R >66%	MERS >66%	FCOs ≤ 1 Type I	FDRCs <2	IM WORKFORCE
Assigned:	28	36	45	11	13,995 ▲
Unavailable	0	0	0 (-2)	0	3,902 ▲
Deployed:	0	4	35 (+3)	10 (+1)	5,694 ▲
Available:	**28**	**32**	**10 (-1)**	**1 (-1)**	**4,399 / 31%▼**

IM CADRE AVAILABILITY SUMMARY
Cadres with 25% or Less Availability

EHP 18% (110/615); FL 20% (32/163); HM 25% (310/1,222); PA 17% (509/3,043); SEC 24% (32/135)

FEMA

FEMA’s mission is helping people before, during, and after disasters.

Click here to subscribe to this briefing.