FEMA

Daily Operations Briefing

Sunday, March 15, 2020

8:30 a.m. ET

National Current Operations & Monitoring

Significant Incidents or Threats:

- COVID-19
- Heavy Snow – Sierra Nevada and Northwest mountains, Northern Rockies to Northern Plains

Declaration Activity: None

National Weather Forecast

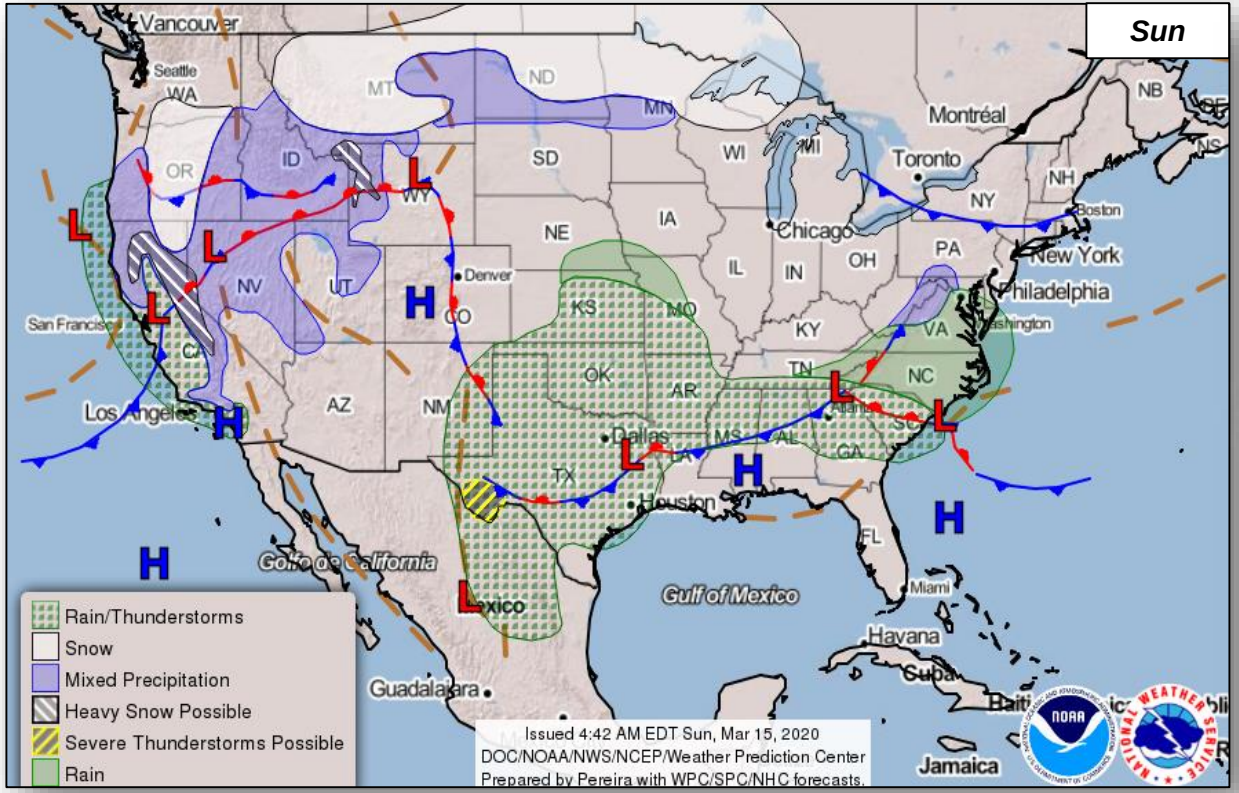

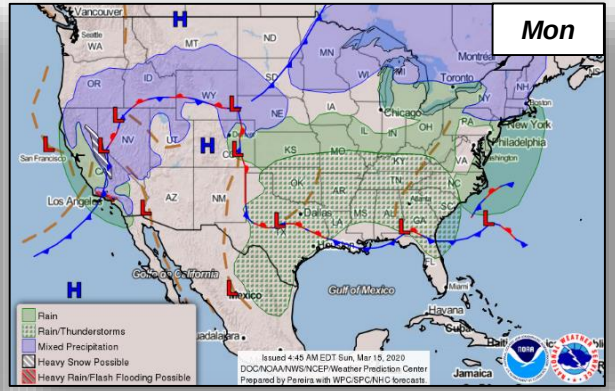

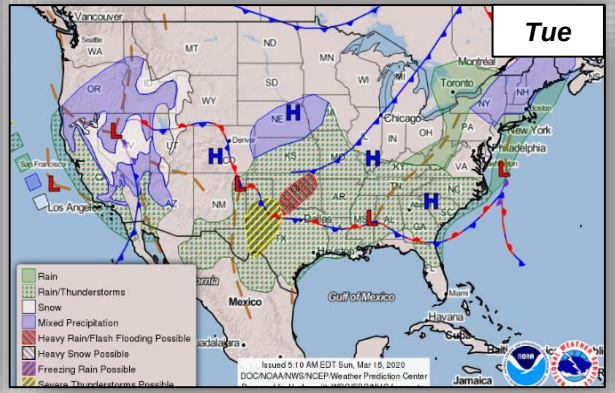

Precipitation & Excessive Rainfall

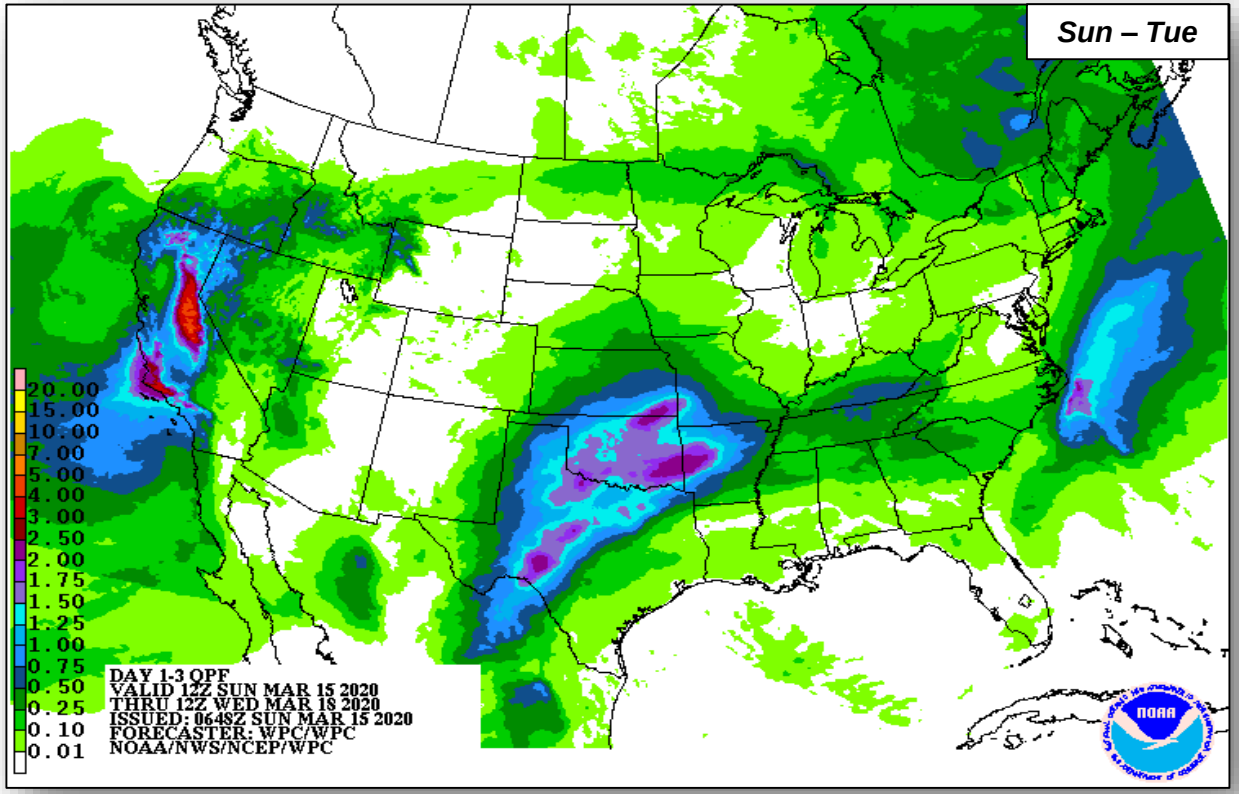

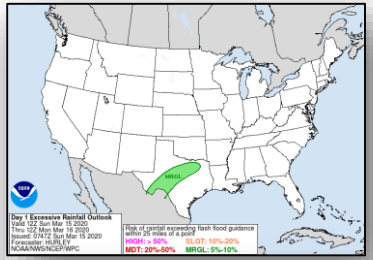

Sun

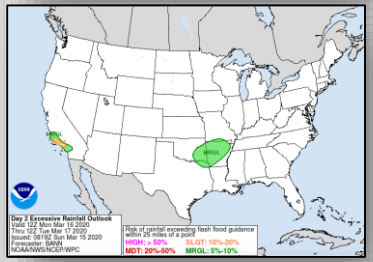

Mon

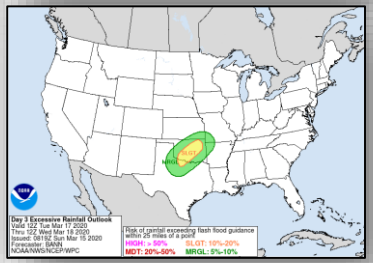

Tue

Severe Weather Outlook

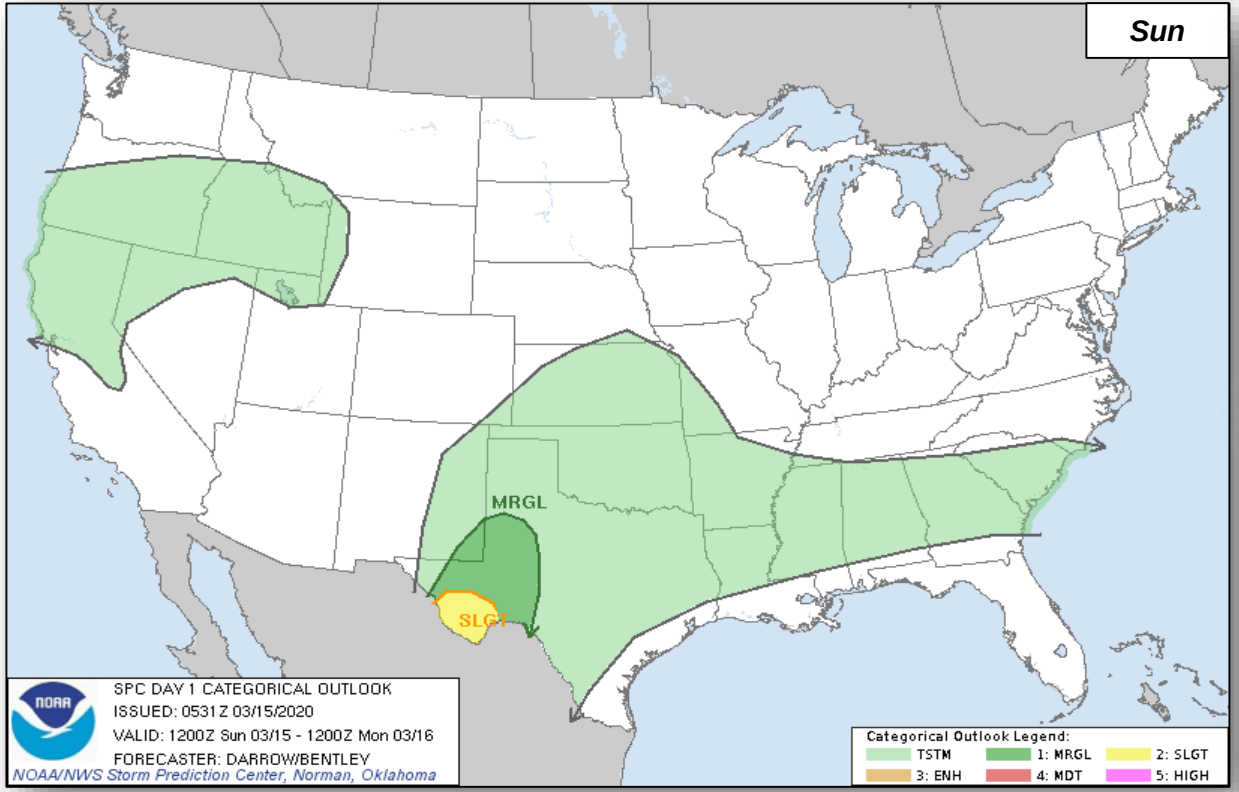

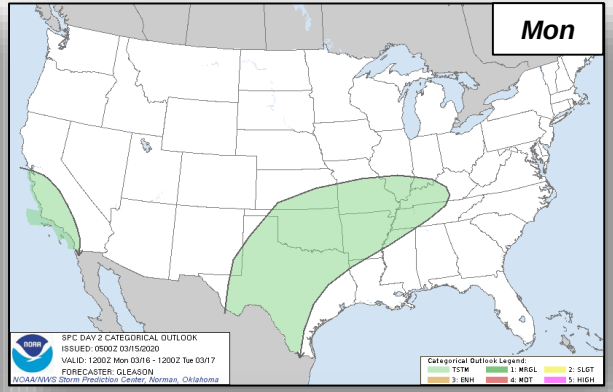

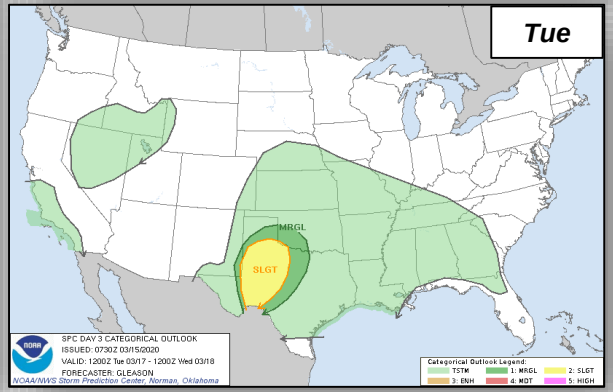

Fire Weather Outlook

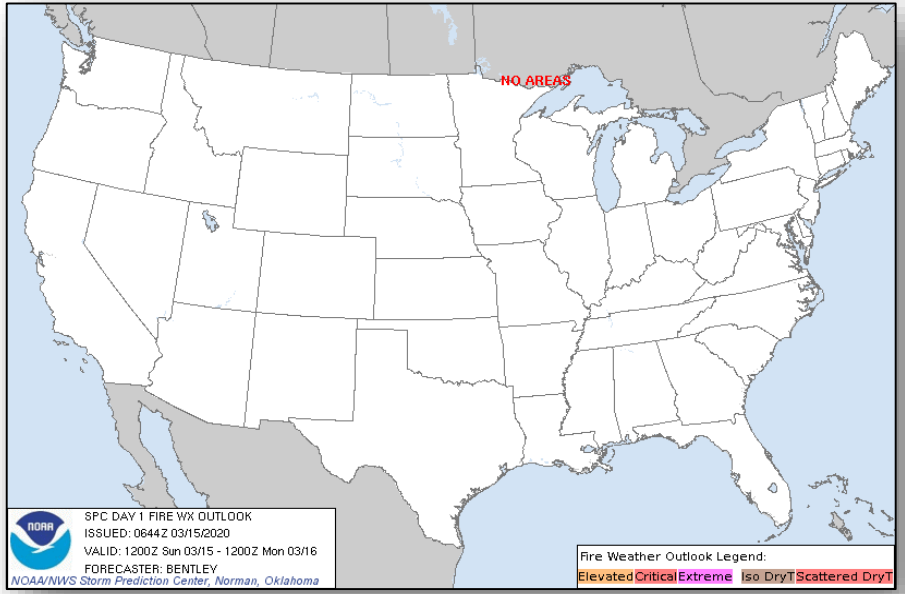

Today

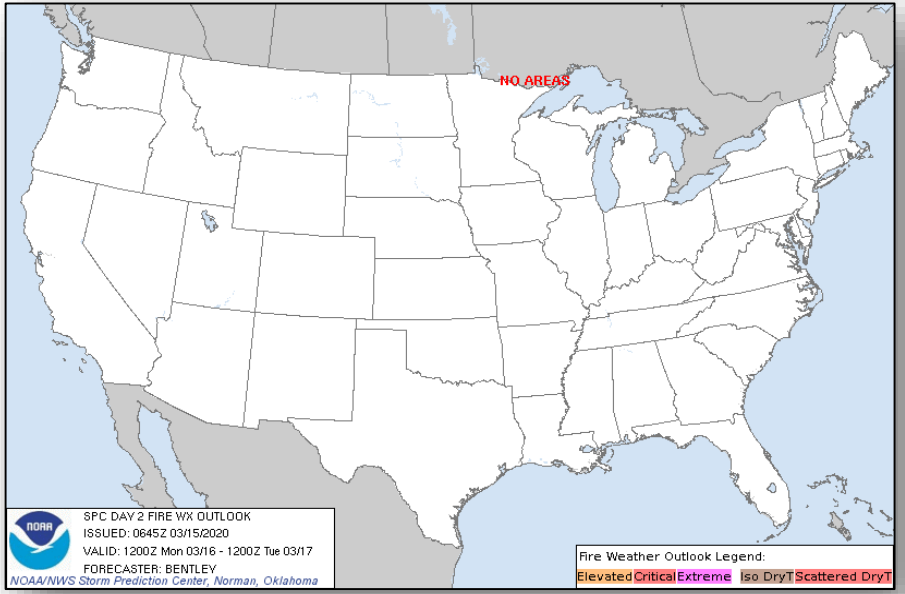

Tomorrow

Long Range Outlooks – Mar 20-24

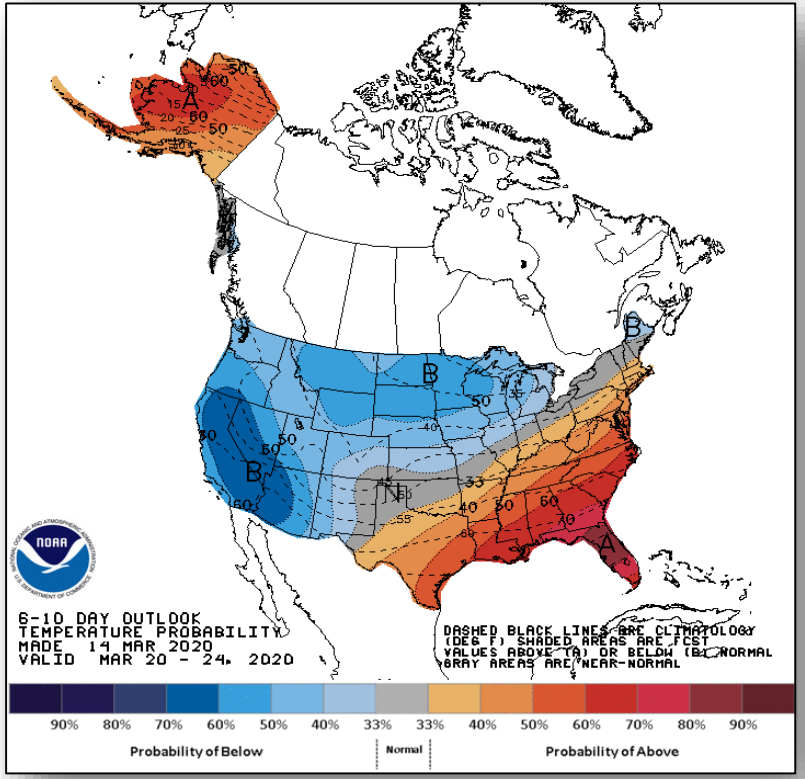

6-10 Day Temperature Probability

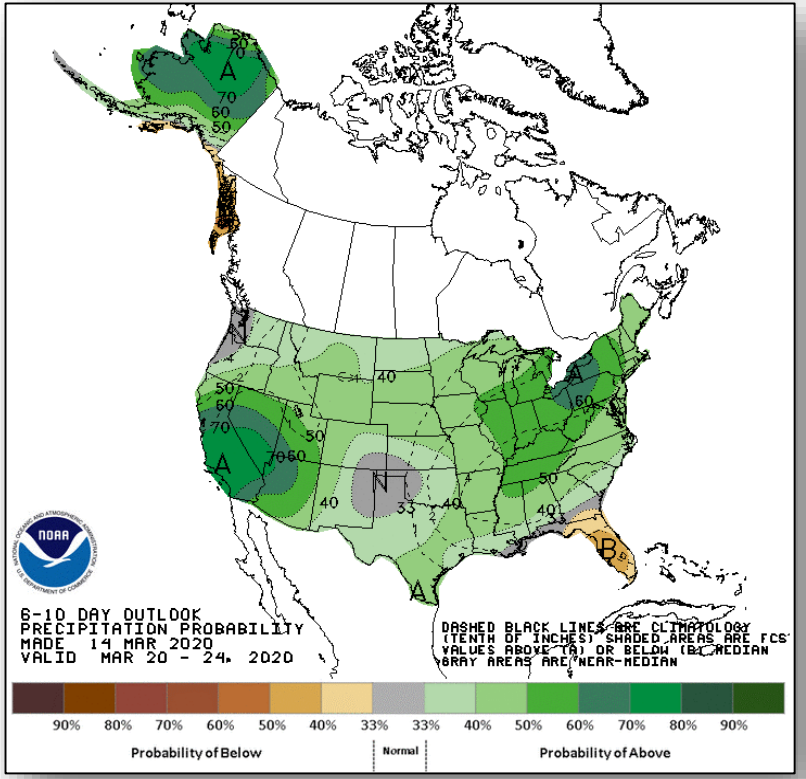

6-10 Day Precipitation Probability

Space Weather

	Space Weather Activity	Geomagnetic Storms	Solar Radiation	Radio Blackouts
Past 24 Hours	None	None	None	None
Next 24 Hours	None	None	None	None
For further information on NOAA Space Weather Scales refer to: http://www.swpc.noaa.gov/noaa-scales-explanation				

HF Communication Impact

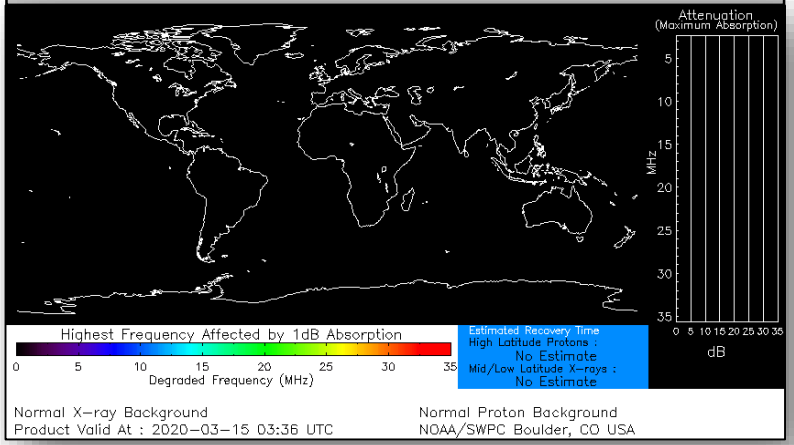

Sunspot Activity



Joint Preliminary Damage Assessments

Region	State / Location	Event	IA/PA	Number of Counties		Start – End
				Requested	Completed	
IV	NC	Severe Storms, Flooding, Tornadoes, & Straight-line Winds; Feb 5-9	IA	0	0	N/A
			PA	19	0	3/9 – TBD
	SC	Severe Weather & Flooding Feb 6	IA	1	1	2/17 – 2/20
			PA	11	10	2/17 – TBD

Declaration Requests in Process – 4

State / Tribe / Territory – Incident Description	Type	IA	PA	HM	Requested
TX – Severe Storms, Straight-line Winds, and Tornadoes	DR		X	X	Jan 13
AR – Severe Storms, Straight-line Winds, and Tornadoes (Appeal)	DR		X	X	Feb 20
SC – Severe Storms, Tornadoes, Straight-line Winds, and Flooding	DR	X	X	X	Mar 5
OR – Severe Storms, Flooding, Landslides, and Mudslides	DR	X	X	X	Mar 6

FEMA Common Operating Picture

FEMA

FEMA HQ

NWC	NRCC
Monitoring	Level II

FEMA REGIONS

WATCH		RRCC
Monitoring	I	Level III
Enhanced	II	Rostered
Monitoring	III	Rostered
Alt. Location	IV	Rostered
Enhanced	V	Rostered
Monitoring	VI	Level III
Monitoring	VII	Rostered
Monitoring	VIII	Rostered
Monitoring	IX	Level III
Monitoring	X	Level III

Notes:

COVID-19
NRCC: (Days/ESFs)
RII RWC: (Days)
RIV RWC: (24/7)
RV RWC (Days/M-F)
RI, RVI, RIX, RX
RRCCs (Days)

AS: Measles
GA: Flooding
MS: Flooding
PR: Earthquake
TN: Tornadoes
WA: Storms

Major Disasters (DR): 42
Emergency Disasters (EM): 16
JFOs: 12 / **VJFOs:** 5
Staging Area
Distribution Center (DC)
Declared County
Fully Activated
Partially Activated
Monitoring

As of 8:00 am ET March 15, 2020
Created by FEMA NWC

IMAT –A Deployments COVID-19

Region	State
I	
II	
III	VA
IV	
V	
VI	
VII	
VIII	
IX	CA, HI
X	OR, WA

State EOC Activations COVID-19

Region	State
I	CT, MA, ME, NH, RI, VT
II	NJ, NY, PR, USVI
III	DC, DE, MD, PA, VA, WV
IV	AL, FL, KY, MS, NC, SC, TN
V	IL, IN, MI, MN, OH, WI
VI	AR, LA, NM, OK, TX
VII	IA, KS
VIII	CO, MT, UT, WY
IX	AZ, CA, GU, HI, NV
X	AK, ID, OR, WA
Total	49

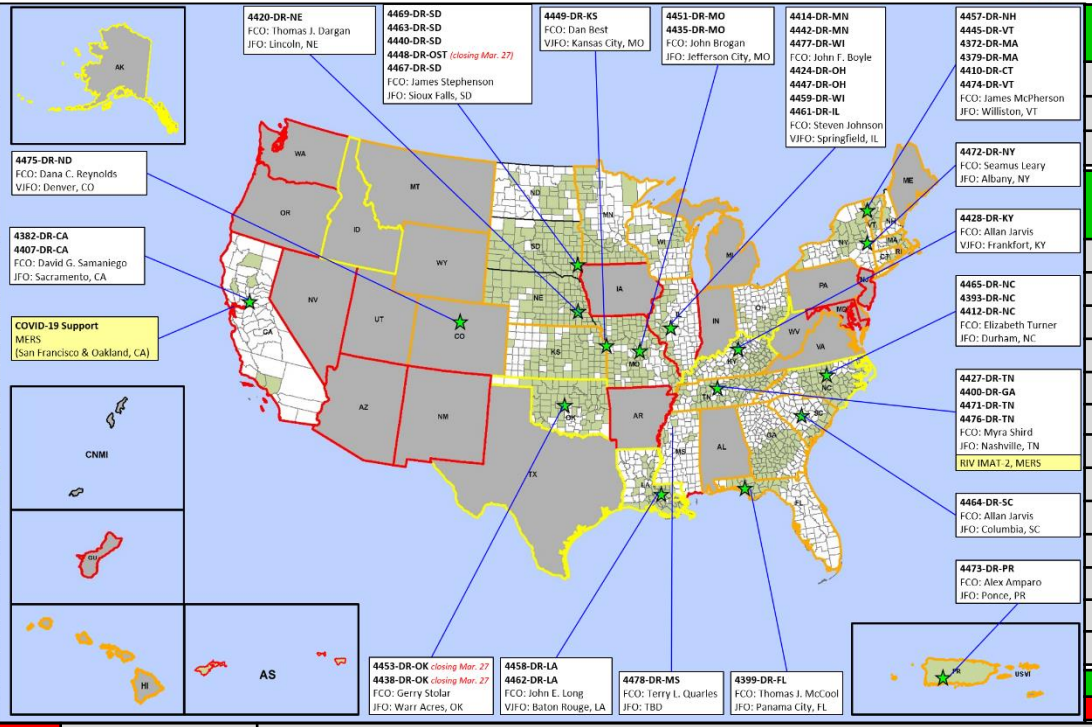

NIMATs
2 Teams

Red	Demobilizing
Blue	
Gold	

R-IMATs
≥ 7 Teams

I	
II	
III	
IV-1	
IV-2	TN
V	
VI-1	
VI-2	
VII	
VIII	
IX-1	
IX-2	
X	

FMC	*PMC*
NMC	*Deployed*

Team: Status	US&R >66%	MERS >66%	FCOs = 2	FDRCs <2	IM WORKFORCE
Assigned:	28	36	46	11	13,984 (NC)
Unavailable	0	0	0	0	3,988 ▲
Deployed:	0	2	36	10	5,274 ▼
Available:	**28**	**34**	**10**	**1**	**4,722 / 34%** ▲

IM CADRE AVAILABILITY SUMMARY
Cadres with 25% or Less Availability

EHP 20% (121/616); FL 22% (36/162); PA 19% (596/3,058)

FEMA

FEMA’s mission is helping people before, during, and after disasters.

Click here to subscribe to this briefing.