



FEMA

Daily Operations Briefing

Tuesday, March 31, 2020

8:30 a.m. ET

National Current Operations & Monitoring



FEMA

Significant Incidents or Threats:

- COVID-19
- Severe thunderstorms possible – Southeast

Declaration Activity:

- Requests: Major Disaster Declaration – NH, KY, WV, WA, and HI
- Approvals: Major Disaster Declaration –TN, RI, PA, and USVI
- Amendment No. 1 to FEMA-4479-DR-TN

COVID-19 Update



Situation: FEMA and HHS continue to work requirements supporting state, tribal, and territorial requests.

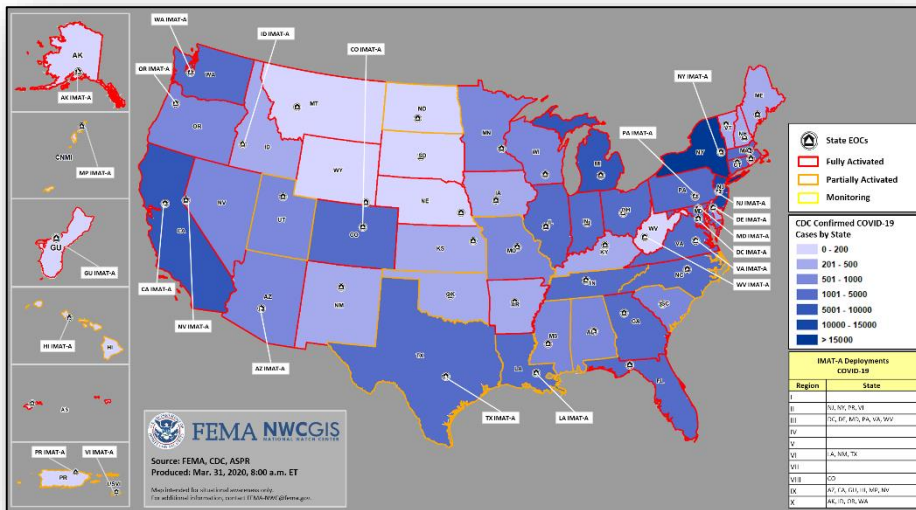
- All 50 states, the District of Columbia, 5 territories, and 16 tribal nations are working directly with FEMA under the nationwide emergency declaration (*HHS/FEMA COVID-19 SLB, as of 5:00 p.m. ET Mar 29*)
- FEMA is surging support to states seeing a steady increase of cases by using its Logistics Supply Chain Management System and working with HHS to deliver and track supplies and ventilators and expediting critical supplies from overseas to various U.S. locations
- FEMA is continuing to work with industry partners on distributing PPE; prioritizing sending ventilators and Federal Medical stations to areas in greatest need
- 24 states and 12 tribes have issued shelter-in-place orders (*HHS/FEMA COVID-19 SLB, as of 5:00 p.m. ET Mar 29*)

State / Local Response:

- All State / Territories EOCs activated
- National Guard Bureau: Title 32 Status **Approved 14** ; Title 32 Status **Requested 20** (*HHS/FEMA COVID-19 SLB, as of 5:00 p.m. ET Mar 30*)

FEMA / Federal Response:

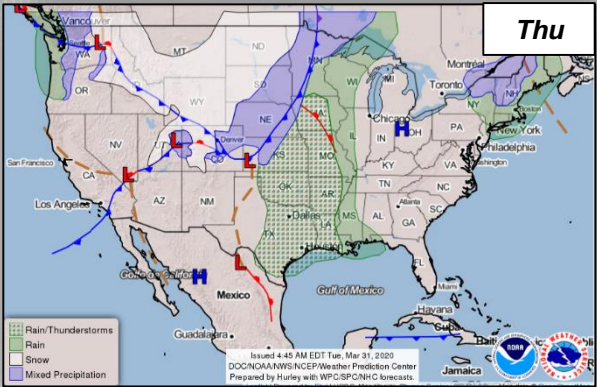
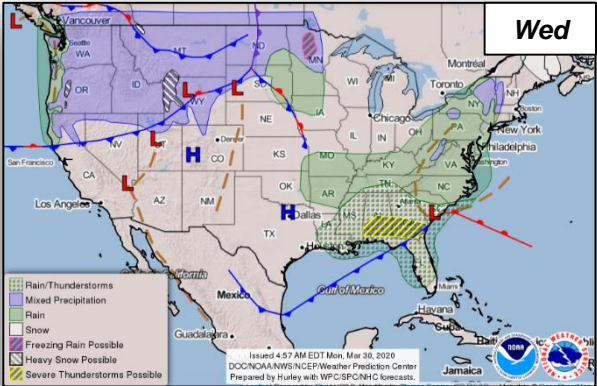
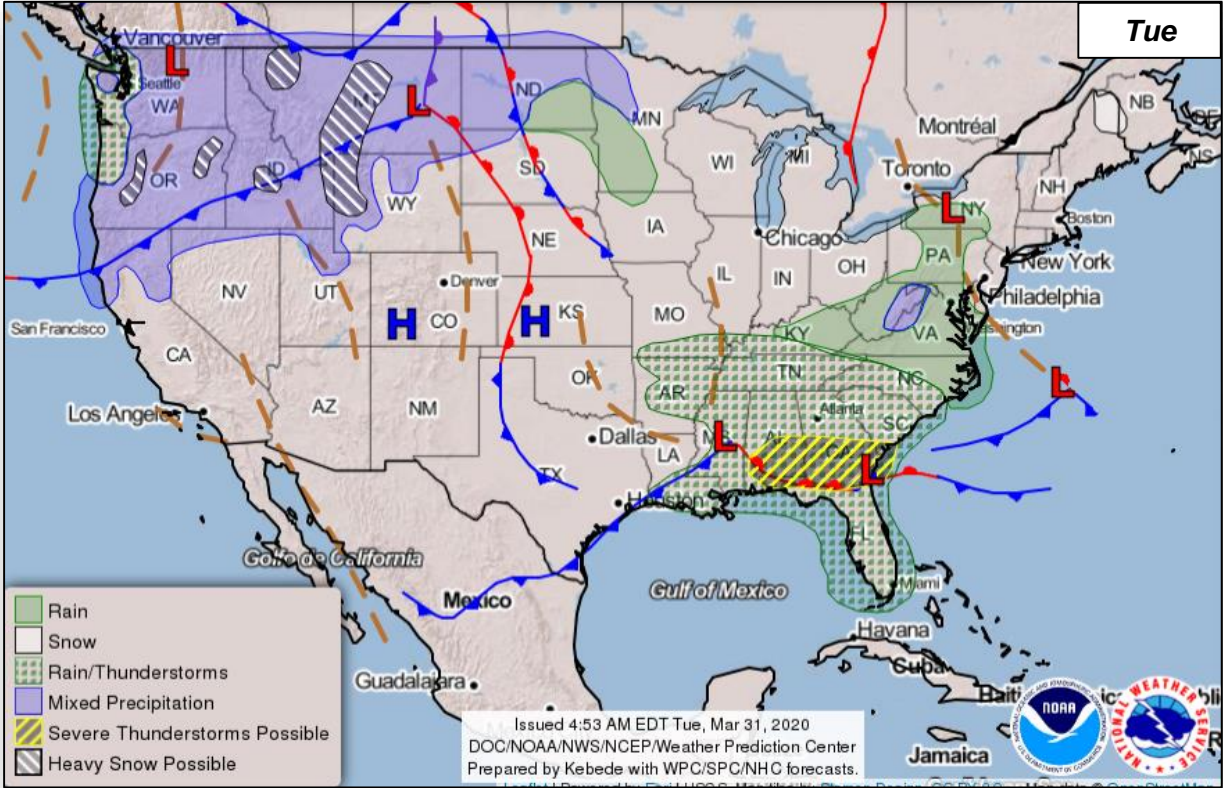
- NRCC: Level I in unified effort with HHS SOC; All RRCCs activated
- 24 IMAT-As and 36 LNOs deployed
- **USNS Comfort arrived in NYC Mar 30; initial operations begin today** (*HHS/FEMA COVID-19 SLB, as of 5:00 p.m. ET Mar 30*)
- **USNS Mercy hospital ship is in Port of Long Beach, CA and treating patients** (*HHS/FEMA COVID-19 SLB, as of 5:00 p.m. ET Mar 30*)
- Dept. State posted Global Level 4 Health Advisory: Do Not Travel
- **29 (+4) Major Disaster Declarations approved and 9 Declarations in process**
- **Eight task forces, jointly led by HHS and FEMA, continue work on assigned focus areas**
- **DoD will deploy two Navy Expeditionary Medical facilities; one each to TX and LA with approximately 200 medical personnel at each location** (*US Northern Command Update, as of 2:59 p.m. ET Mar 30*)



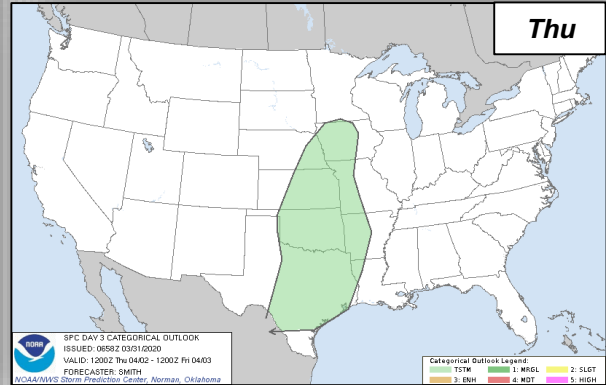
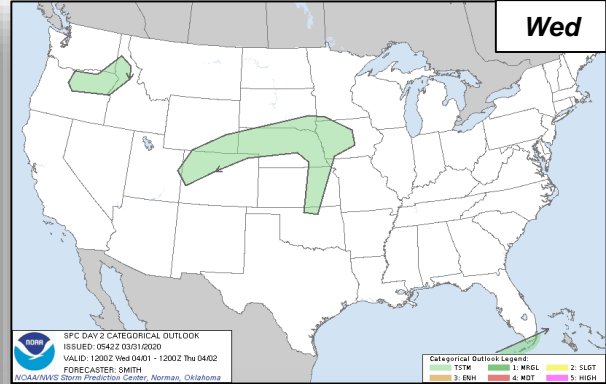
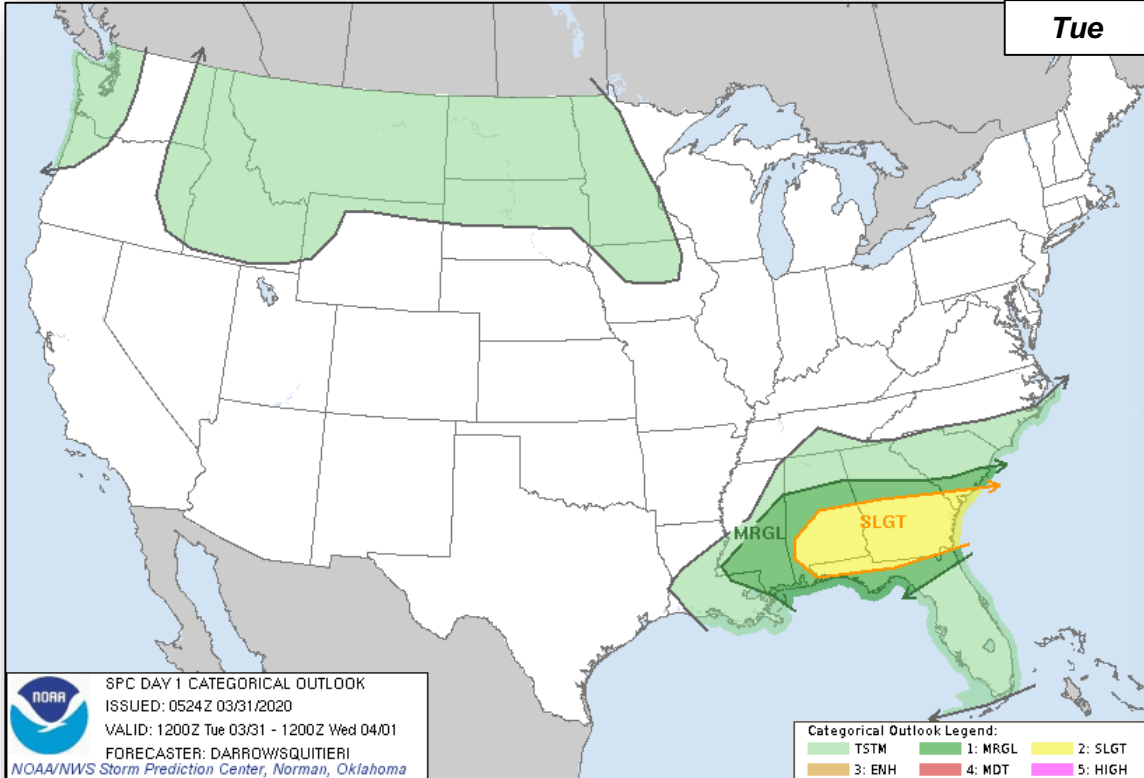
COVID-19 Cases	Confirmed	Deaths
United States	163,524 (+21,487)	2,893 (+478)
Worldwide	693,224 (+58,411)	33,106 (+3,215)

(CDC Morning Report, as of 3:00 a.m. ET, Mar 31)

National Weather Forecast



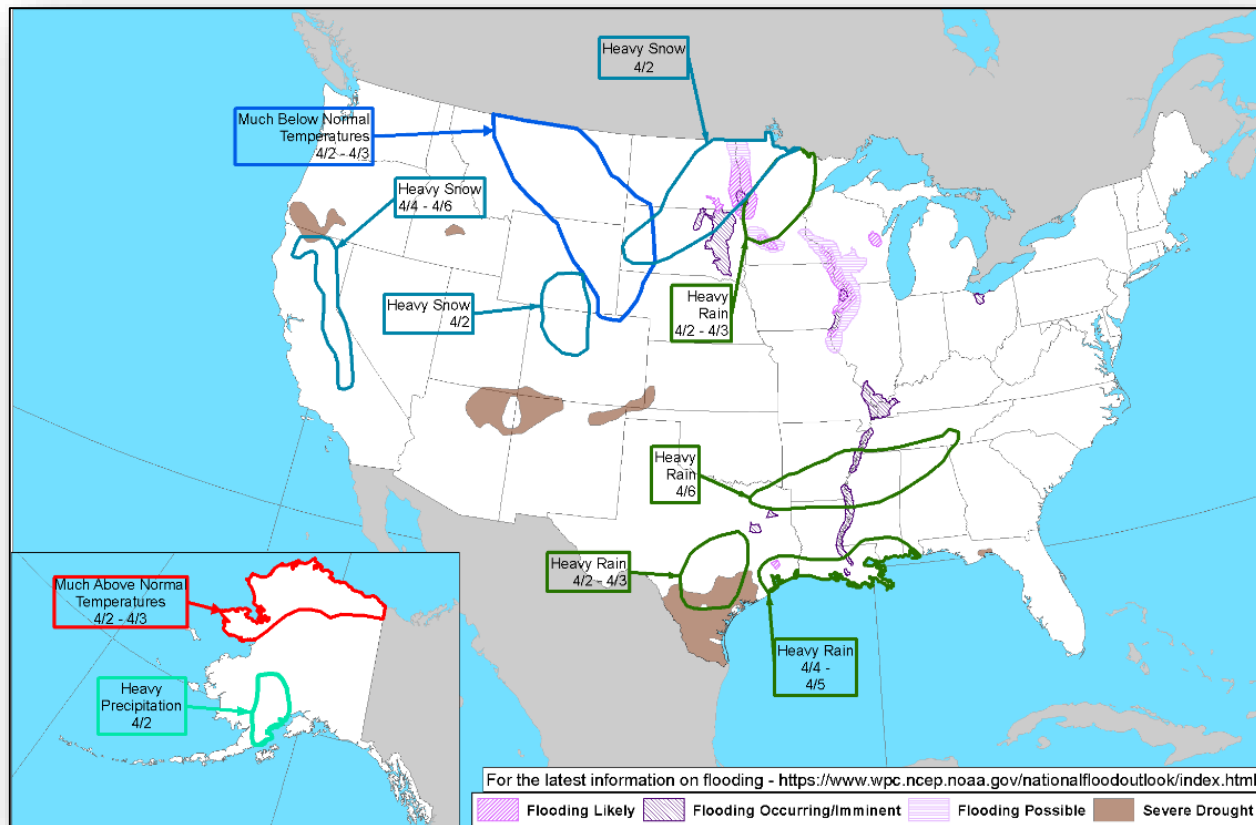
Severe Weather Outlook



Hazards Outlook – Apr 2-6



FEMA



Joint Preliminary Damage Assessments



FEMA

Region	State / Location	Event	IA/PA	Number of Counties		Start – End
				Requested	Completed	
IV	GA	Severe weather, flooding, tornadoes and straight-line winds Mar 3-5	IA	0	0	N/A
			PA	34	20 (+10)	3/23 – TBD

Declaration Approved



FEMA

Declaration: Major Disaster FEMA-4505-DR-RI

Requested: Mar 28

Approved: Mar 30

Incident: COVID-19 Pandemic

Incident Period: Jan 20 and continuing

Provides:

- **IA:** Under Review
- **PA:** Emergency protective measures (Category B) not authorized under other Federal statutes, including direct Federal assistance, under the Public Assistance program at 75 percent federal funding statewide
- **Hazard Mitigation:** Under Review

FCO: W. Russell Webster



■ PA

Declaration Approved



FEMA

Declaration: Major Disaster – FEMA-4506-DR-PA
Requested: Mar 28

Approved: Mar 30

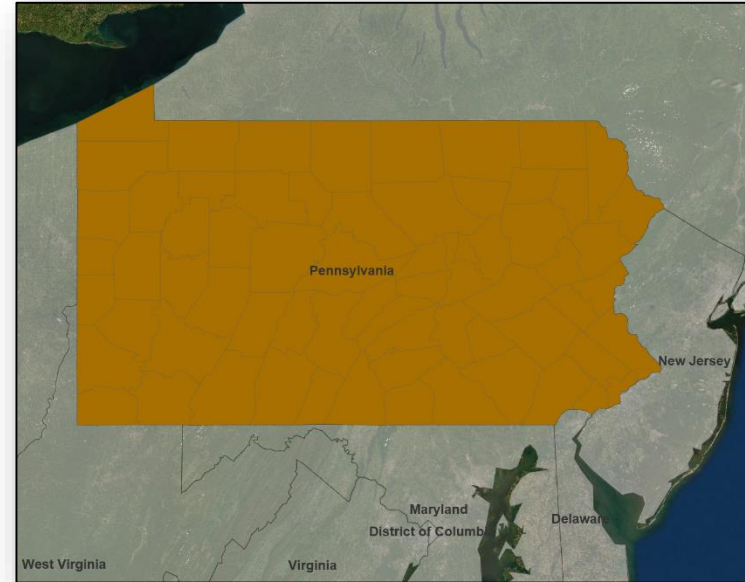
Incident: COVID-19 Pandemic

Incident Period: Jan 20 and continuing

Provides:

- **IA:** Under Review
- **PA:** Emergency protective measures (Category B) not authorized under other Federal statutes, including direct Federal assistance, under the Public Assistance program at 75 percent federal funding statewide
- **Hazard Mitigation:** Under Review

FCO: Mary Ann Tierney



■ IA & PA

Declaration Request



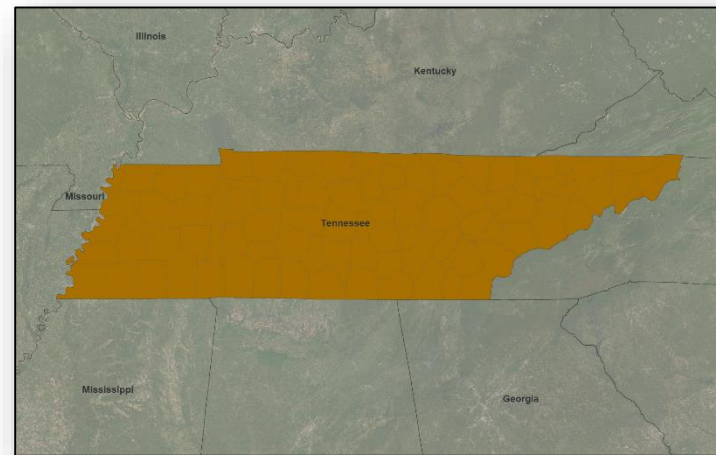
Declaration: Major Disaster – Tennessee
Requested: Mar 29

Incident: COVID-19 Pandemic

Incident Period: Jan 20 and continuing

Includes:

- **IA:** All programs statewide
- **PA:** Emergency protective measures (Category B), including direct Federal assistance, statewide
- **Hazard Mitigation:** Statewide



■ IA & PA

Declaration Request



FEMA

Declaration: Major Disaster – Territory of Virgin Islands

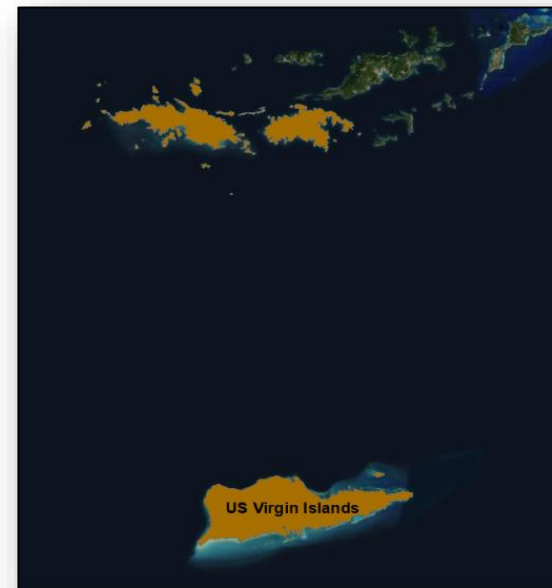
Requested: Mar 27

Incident: COVID-19 Pandemic

Incident Period: Jan 20 and continuing

Includes:

- **IA:** All programs for the entire territory
- **PA:** All programs, including direct Federal assistance, for the entire territory
- **Hazard Mitigation:** for the entire territory



■ IA & PA

Declaration Request



FEMA

Declaration: Major Disaster – Hawaii

Requested: Mar 30

Incident: COVID-19 Pandemic

Incident Period: Jan 20 and continuing

Includes:

- **IA:** All programs statewide
- **PA:** Emergency protective measures (Category B), including direct Federal assistance, statewide
- **Hazard Mitigation:** Statewide



■ IA & PA

Declaration Request



FEMA

Declaration: Major Disaster – West Virginia

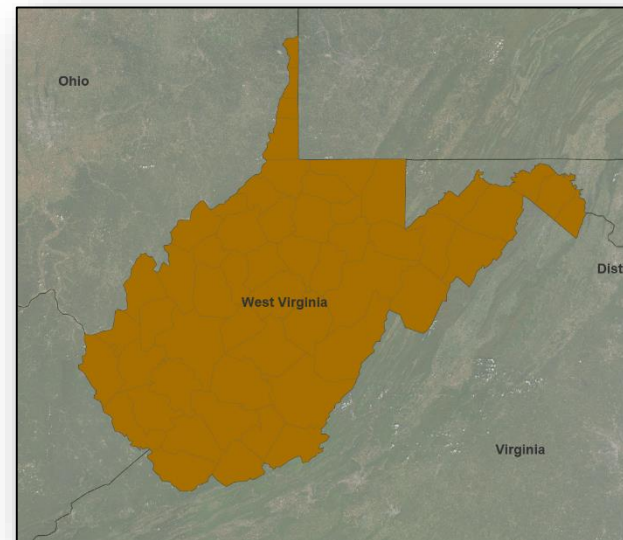
Requested: Mar 30

Incident: COVID-19 Pandemic

Incident Period: Jan 20 and continuing

Includes:

- **IA:** Statewide
- **PA:** Debris removal and emergency measures (Categories A and B), including direct Federal assistance, statewide
- **Hazard Mitigation:** Statewide



■ **IA & PA**

Declaration Request



Declaration: Major Disaster – New Hampshire

Requested: Mar 30

Incident: COVID-19 Pandemic

Incident Period: Jan 20 and continuing

Includes:

- **IA:** Statewide
- **PA:** Emergency protective measures (Categories B), including direct Federal assistance, statewide
- **Hazard Mitigation:** Statewide



 **IA & PA**

Declaration Request



FEMA

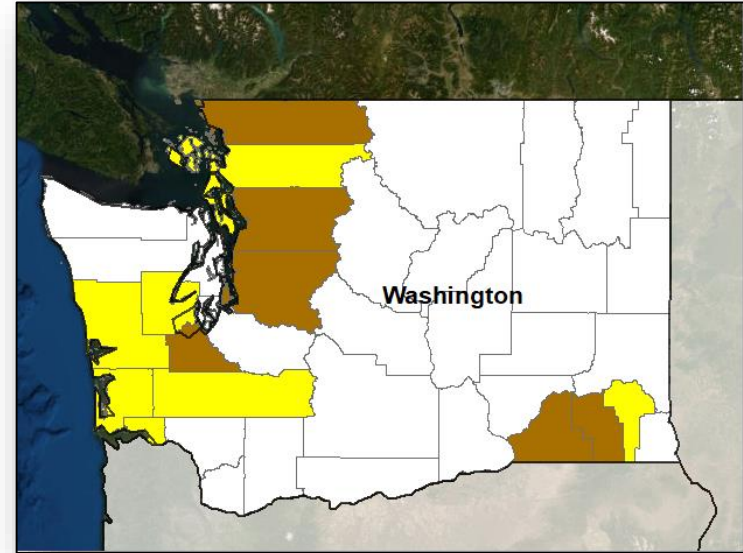
Declaration: Major Disaster – Washington
Requested: Mar 25

Incident: Severe winter storms, straight-line winds, flooding, landslides, and mudslides

Incident Period: Jan 20 to Feb 10

Includes:

- **PA Only:** 9 counties
- **IA & PA:** 6 counties
- **Hazard Mitigation:** Statewide



■ PA

■ IA & PA

Declaration Request



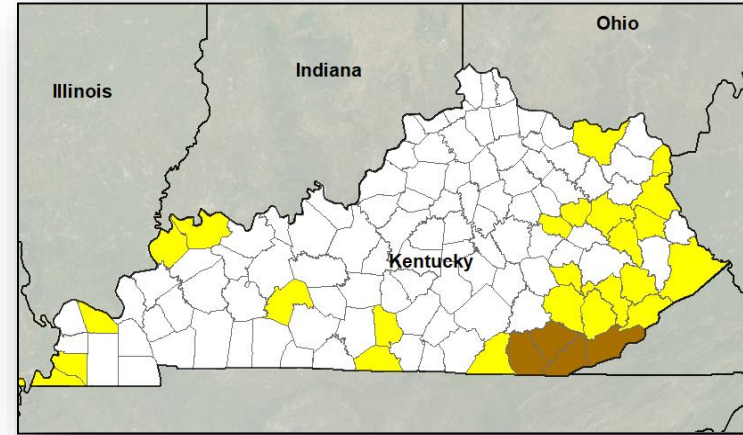
Declaration: Major Disaster – Kentucky
Requested: Mar 26

Incident: Severe storms, flooding, landslides, & mudslides

Incident Period: Feb 3-29

Includes:

- **PA Only:** 24 counties
- **IA & PA:** 4 counties
- **Hazard Mitigation:** Statewide



■ PA

■ IA & PA

Declaration Requests in Process – 13



FEMA

State / Tribe / Territory – Incident Description	Type	IA	PA	HM	Requested
TX – Severe Storms, Straight-line Winds, and Tornadoes	DR		X	X	Jan 13
AR – Severe Storms, Straight-line Winds, and Tornadoes (Appeal)	DR		X	X	Feb 20
OR – Severe Storms, Flooding, Landslides, and Mudslides	DR	X	X	X	Mar 9
MS – Severe Storms, Flooding, Landslides, and Mudslides	DR		X	X	Mar 17
KY – Severe Storms, Flooding, Landslides, and Mudslides	DR	X	X	X	Mar 26
WA – Severe Winter Storms, Straight-line Winds, Flooding, Landslides, and Mudslides	DR	X	X	X	Mar 25
CNMI – COVID-19 Pandemic	DR	X	X	X	Mar 23
PA – COVID-19 Pandemic Approved (Mar 30)	DR	X	X	X	Mar 28
RI – COVID-19 Pandemic Approved (Mar 30)	DR	X	X	X	Mar 28
OH – COVID-19 Pandemic	DR	X	X		Mar 28
MT – COVID-19 Pandemic	DR	X	X	X	Mar 27
ND – COVID-19 Pandemic	DR	X	X	X	Mar 27
TN – COVID-19 Pandemic Approved (Mar 30)	DR	X	X	X	Mar 29
USVI – COVID-19 Pandemic Approved (Mar 30)	DR	X	X	X	Mar 27
HI – COVID-19 Pandemic	DR	X	X	X	Mar 30
WV – COVID-19 Pandemic	DR	X	X	X	Mar 30
NH - COVID-19 Pandemic	DR	X	X	X	Mar 30

Declaration Amendments



Declaration	Number	Issued	Action
FEMA-4479-DR-TN	1	March 30	Adds 2 counties for PA

FEMA Common Operating Picture



FEMA HQ

NWC	NRCC
Monitoring	Level I

FEMA REGIONS

WATCH	RRCC
Monitoring	I Level I
Monitoring	II Level II
Monitoring	III Level II
Monitoring	IV Level II
Monitoring	V Level II
Monitoring	VI Level II
Monitoring	VII Level II
Monitoring	VIII Level II
Monitoring	IX Level I
Monitoring	X Level II

Notes:

COVID-19 NRCC w/ESFs (Days)

All RRCCs (Days)

GA: Flooding
MS: Flooding
PR : Earthquake
TN: Tornadoes
WA: Storms

Major Disasters (DR): 67
Emergency Disasters (EM): 72
JFOs: 10 / VFOs: 7
Staging Area
Distribution Center (DC)
Declared County
Fully Activated
Partially Activated
Monitoring

As of 8:00 a.m. ET March 31, 2020
Created by FEMA NWC

DR Declarations COVID-19

Region	State
I	CT, MA, RI
II	NJ, NY, PR
III	MD, DC, PA
IV	FL, KY, NC, SC, GA, AL
V	IL, MI, MO
VI	IA, TX
VII	IA, KS
VIII	CO
IX	CA, GU
X	OR, WA
Total	27

State EOC Activations COVID-19

Region	State
I	CT, MA, NH, RI, VT
II	NJ, NY, PR, VI
III	DC, DE, MD, PA, VA, WV
IV	AL, FL, GA, KY, MS, NC, SC, TN
V	IL, IN, MI, MN, OH, WI
VI	AR, LA, NM, OK, TX
VII	IA, KS, MO, NE
VIII	CO, MT, ND, SD, UT, WY
IX	AS, AZ, CA, GU, HI, MP, NV
X	AK, ID, OR, WA
Total	56

4420-DR-NE
FCO: Thomas J. Dargatz
JFO: Lincoln, NE

4440/4463/4467/4469-DR-SD
FCO: Jon K. Huss
JFO: Sioux Falls, SD

4483-DR-IA
FCO: Paul Taylor
JFO: TBD

4490-DR-MO
FCO: Paul Taylor
JFO: TBD

4414/4442-DR-MN
4459/4477-DR-WI
FCO: John F. Boyle
4424/4447-DR-OH
4461-DR-IL
FCO: Steven W. Johnson
VFO: Springfield, IL
4489-DR-IL
FCO: Steven W. Johnson
JFO: TBD

4494-DR-MI
FCO: James K. Joseph
JFO: TBD

4372/4379-DR-MA
4410-DR-CT
4445/4474-DR-VT
4457-DR-NH
FCO: James McPherson
JFO: Williston, VT

4472/4480-DR-NY
FCO: Seamus Leary
JFO: Albany, NY

4496-DR-MA
FCO: W. Russell Webster
JFO: TBD

4500-DR-CT
FCO: W. Russell Webster
JFO: TBD

4488-DR-NJ
FCO: Robert Little III
JFO: TBD

COVID-19 Support RV IMAT (Chicago, IL)

4505-DR-RI
FCO: W. Russell Webster
JFO: TBD

4506-DR-PA
FCO: MaryAnn Tierney
JFO: TBD

4491-DR-MD
4502-DR-DC
FCO: MaryAnn Tierney
JFO: TBD

4438-DR-KY
FCO: Allan Jarvis
VFO: Frankfort, KY

4497-DR-KY
FCO: Gracia B. Szczeh
JFO: TBD

4393/4412/4465-DR-NC
FCO: Elizabeth Turner
JFO: Durham, NC

4487-DR-NC
FCO: Gracia B. Szczeh
JFO: TBD

4492-DR-SC
4501-DR-GA
FCO: Gracia B. Szczeh
JFO: TBD

4464/4479-DR-SC
FCO: Allan Jarvis
VFO: Atlanta, GA

4486-DR-FL
FCO: Gracia B. Szczeh
JFO: TBD

4473-DR-PR
JFO: Ponce, PR

4493-DR-PR
FCO: Alex Amparo
JFO: TBD

4478-DR-MS
FCO: Terry L. Quarles
JFO: TBD

4458/4462-DR-LA
FCO: John E. Long
VFO: Baton Rouge, LA

4484-DR-LA
FCO: George Robinson
JFO: TBD

4454-DR-KS
FCO: Paul Taylor
JFO: TBD

4449-DR-KS
FCO: Dan Best
VFO: Kansas City, MO
RVII IMAT

4485-DR-TX
FCO: George A. Robinson
JFO: TBD

4435/4451-DR-MO
FCO: John Brogan
JFO: Jefferson City, MO

4475-DR-ND
FCO: Dana C. Reynolds
VFO: Denver, CO

4498-DR-CO
FCO: Lee K. DePallo
JFO: TBD

4495-DR-GU
FCO: Robert J. Fenton
JFO: TBD

N-IMATs
2 Teams

Red	
Blue	
Gold	IMAT-A Support

R-IMATs
4 – 6 Teams

I	
II	NY
III	RRCC
IV-1	
IV-2	TN
V	RRCC
VI-1	
VI-2	
VII	RRCC
VIII	
IX-1	
IX-2	RRCC
X	RRCC
FMC	PMC
NMC	Deployed

Team:
Status

US&R
33 – 65%

MERS
>66%

FCOs
= 2 Type I

FDRCs
=2

IM WORKFORCE

Assigned:

28

36

47

11

13,774 ▼

Unavailable

15

0

1

0

3,943 ▲

Deployed:

0

1

40

9

5,348 ▲

Available:

13

35

6

2

4,483 / 33% ▼

IM CADRE AVAILABILITY SUMMARY
Cadres with 25% or Less Availability

EHP 18% (113/621); FL 12% (19/164); HM 25% (307/1,207); OPS 19% (53/281); PA 24% (746/3,047); SAF 24% (13/55)

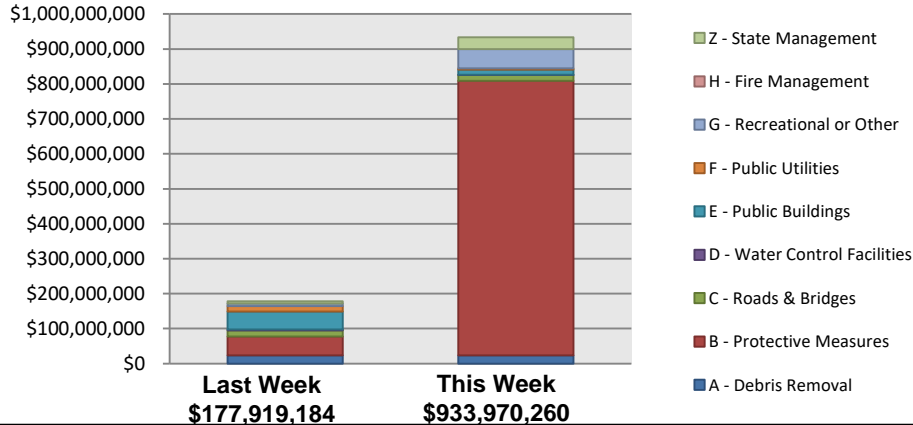
Public Assistance Grant Program



FEMA

PA Project Worksheets Obligated										
in past week, as of 3/30/20 at 1500 EDT										
PA Category	Emergency Work		Permanent Work					H - Fire Management	Z - State Management	Total
	A - Debris Removal	B - Protective Measures	C - Roads & Bridges	D - Water Control Facilities	E - Public Buildings	F - Public Utilities	G - Recreational or Other			
Number Of PWs Obligated	73	106	240	13	57	32	58	0	83	662
Federal Share Obligated	\$23,874,981	\$785,164,265	\$16,517,335	\$572,276	\$14,876,905	\$3,530,560	\$55,530,479	\$0	\$33,903,459	\$933,970,260

Public Assistance Obligated per Category 3/16/2020 through 3/30/2020



This weeks PA Highlights

- In 4482 - CA
 - \$501 Million obligated for Category B – Protective Measures
- In 4485 - TX
 - \$237 Million obligated for Category B – Protective Measures
- In 4339 - PR
 - \$53 Million obligated for Category G – Recreational or Other

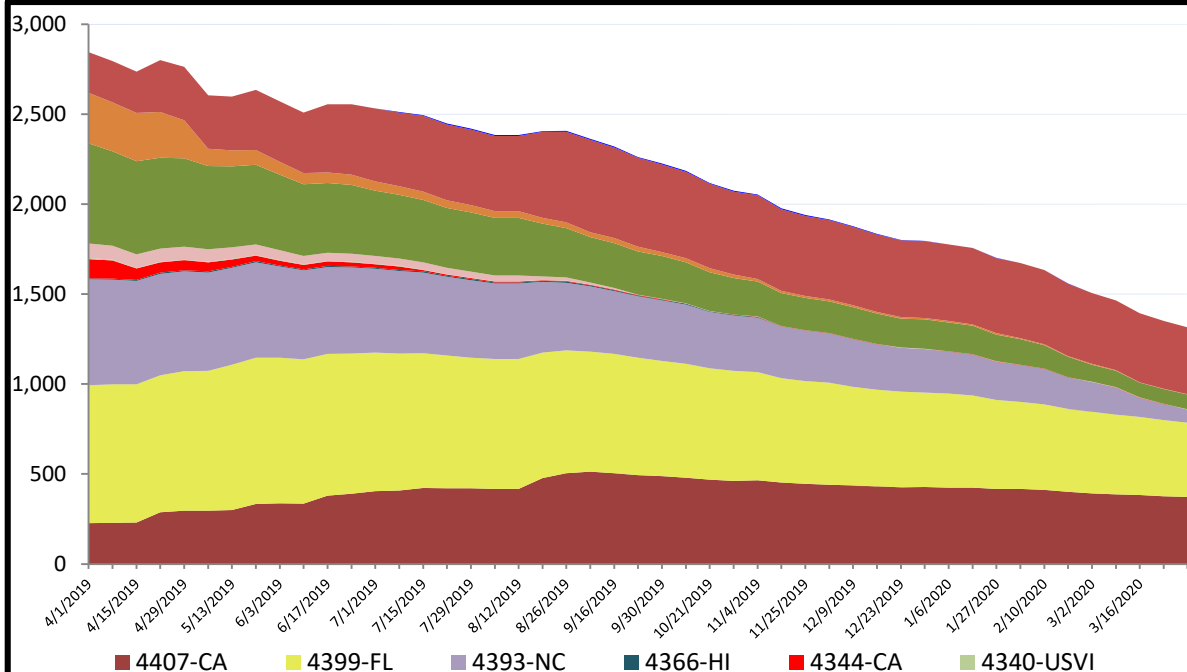
Direct Housing



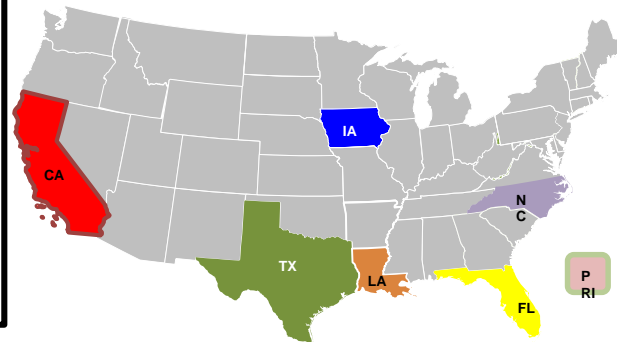
FEMA

Total Households in FEMA Direct Housing per State

Past Year per Week, 4/1/2019 – 3/30/2020, There are currently **944** Households Occupying **944** Temporary Units



DR	IA Declaration Date	Program End Date	Current # of Households in Direct Housing (Weekly Change)
4421-IA	3/23/2019	9/23/2020	1 (0)
4407-CA	11/12/2018	5/12/2020	372 (-4)
4399-FL	10/11/2018	4/11/2020	413 (-10)
4393-NC	9/14/2018	3/14/2020	73 (-17)
4344-CA	10/10/2017	7/10/2019	1 (0)
4339-PR	9/20/2017	9/20/2019	1 (0)
4332-TX	8/25/2017	8/25/2019	81 (0)
4277-LA	8/14/2016	4/30/2019	2 (0)



States with Currently Occupied Units

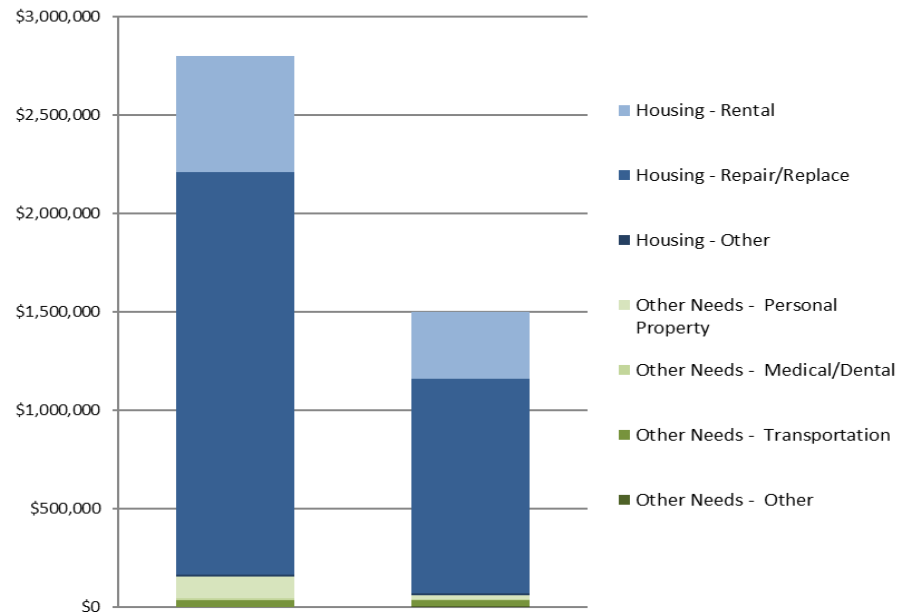
Individual Assistance Activity



FEMA

	Individuals and Households Program Activity As Of: 3/30/20				
		In Past 7 Days		Cumulative	
		Applicants Approved	Amount Approved	Applicants Approved	Amount Approved
	4473-PR Declared 01-16-2020 End Of Reg Period 04-15-2020				
Open Registration Period	Housing Assistance	303	\$1,155,030.41	9,126	\$27,571,608.02
	Other Needs Assistance	13	\$7,810.93	3,505	\$1,610,268.62
	Total IHP		\$1,162,841.34		\$29,181,876.64
	Average IHP				\$2,704
	Total Max Grants			HA 133	ONA 0
	4476-TN Declared 03-05-2020 End Of Reg Period 05-04-2020				
Open Registration Period	Housing Assistance	23	\$67,686.42	396	\$968,159.24
	Other Needs Assistance	17	\$41,778.73	139	\$345,513.20
	Total IHP		\$109,465.15		\$1,313,672.44
	Average IHP				\$3,062
	Total Max Grants			HA 3	ONA 0
Other IHP Active	11 Declarations IHP Programmatically Open - Closed Registration *				
	Housing Assistance	62	\$218,669.28		
	Other Needs Assistance	12	\$11,643.15		
	Total IHP		\$230,312.43		
	Total IHP Approved in Past Week		\$1,502,618.92		

IHP Approved per Category in the Past
2 Weeks – 3/16/2020 through 3/30/2020





FEMA

**FEMA's mission is helping people
before, during, and after disasters.**

Click [here](#) to subscribe to this briefing.