

FEMA National Watch Center

Daily Operations Briefing

Tuesday, December 8, 2020

8:30 a.m. ET



FEMA

National Current Ops / Monitoring

New Significant Incidents/Ongoing Ops:

- COVID-19

Hazard Monitoring:

- Critical fire weather – southern CA
- Freezing rain possible – Northern Intermountain

Disaster Declaration Activity:

- None

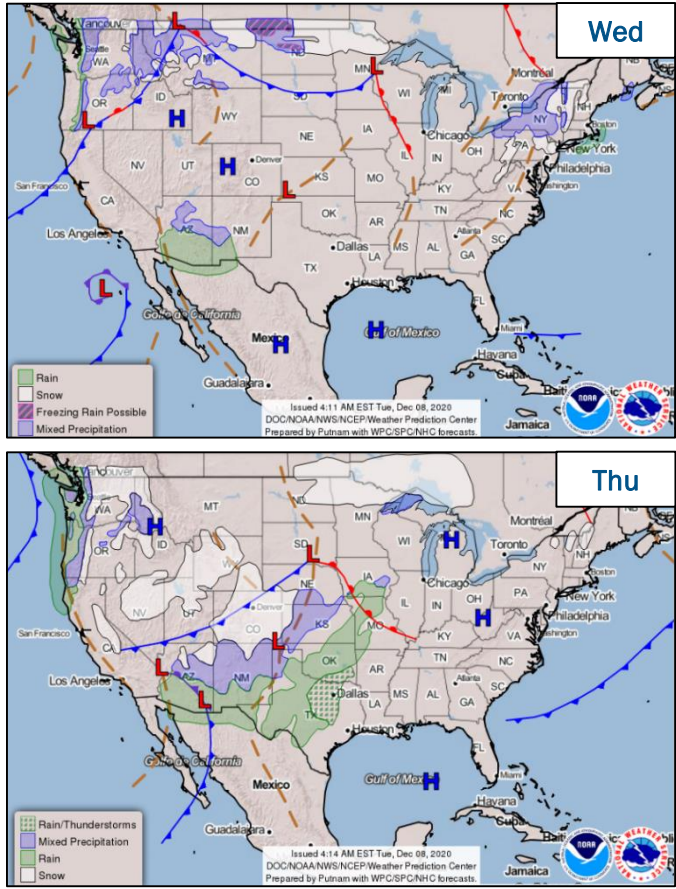
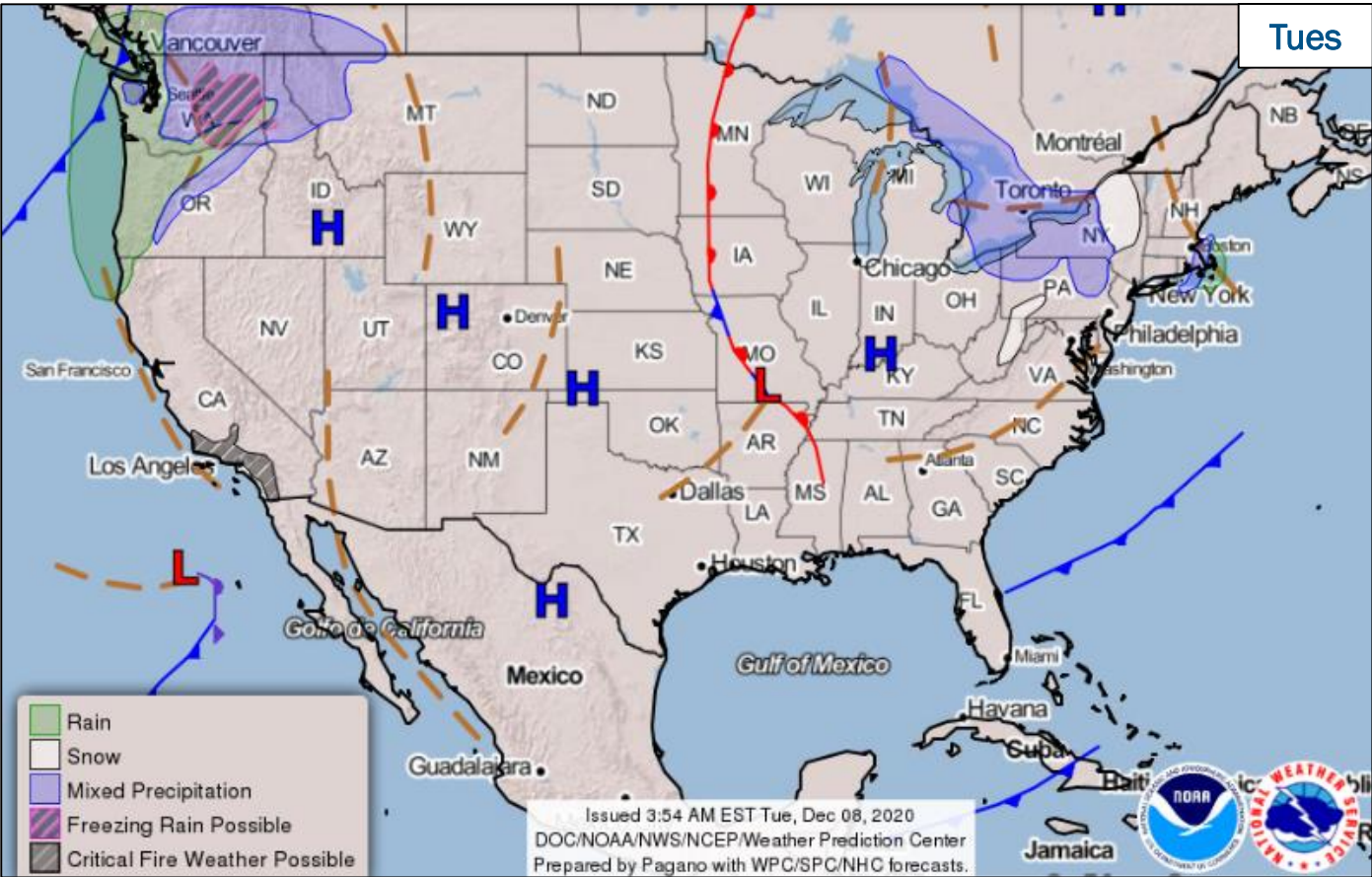
Event Monitoring:

- No significant scheduled activity



FEMA

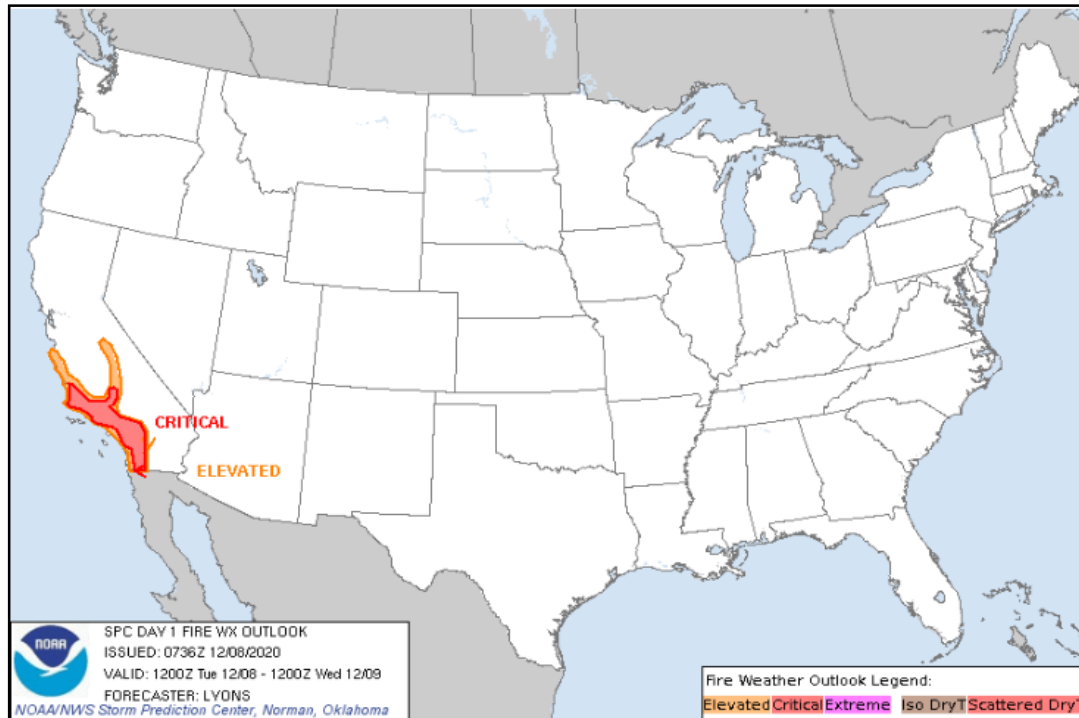
National Weather Forecast



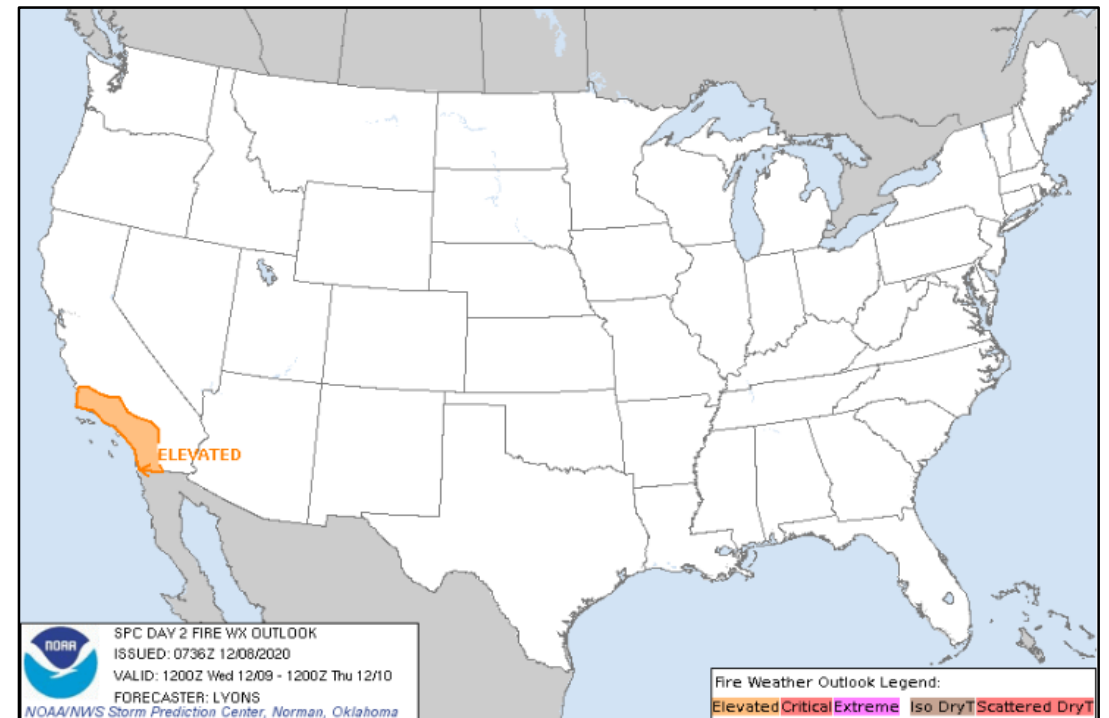
FEMA

National Watch Center

Fire Weather Outlook



Today



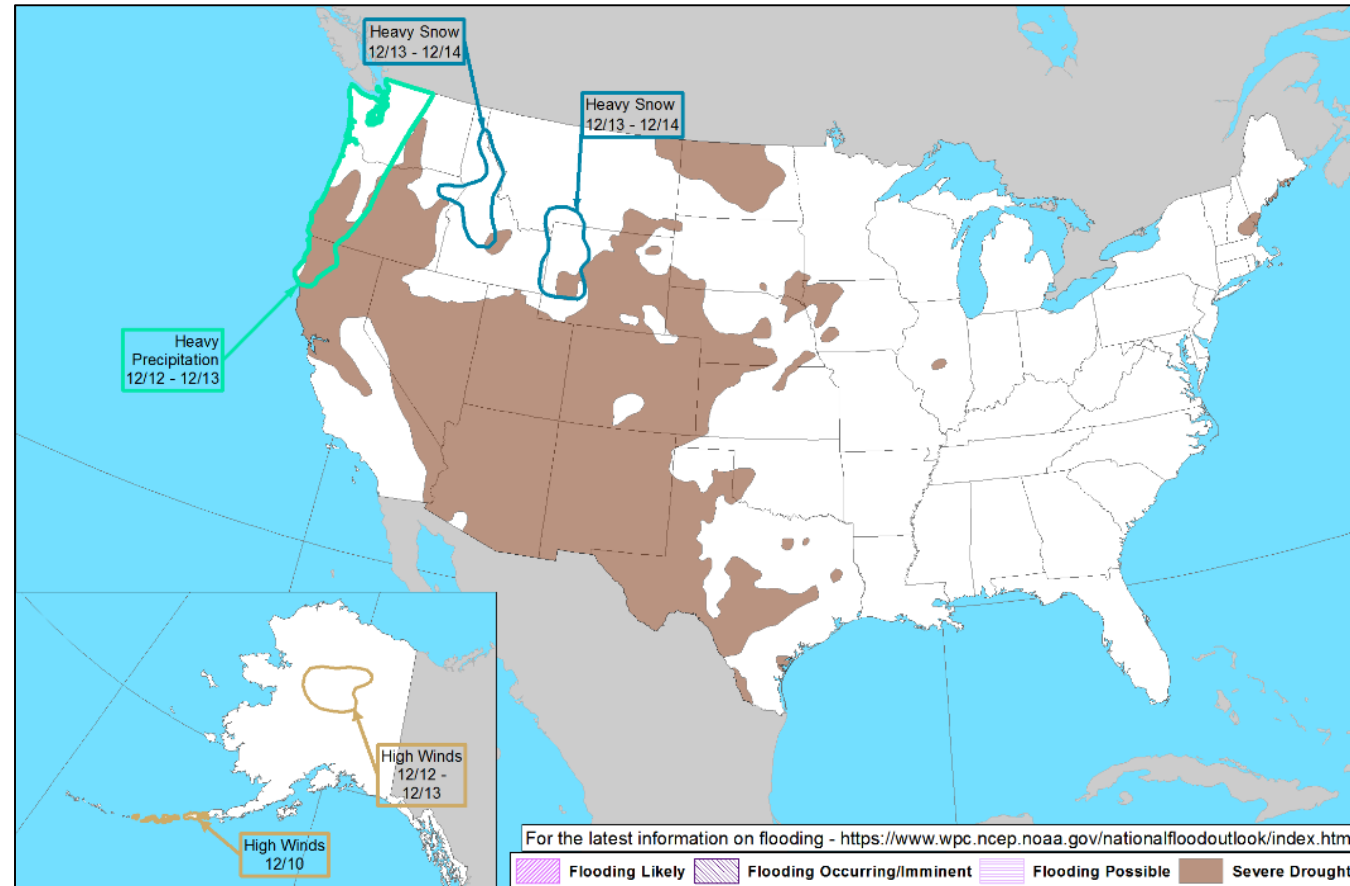
Tomorrow



FEMA

National Watch Center

Hazards Outlook – Dec 10–14



FEMA

National Watch Center

Joint Preliminary Damage Assessments

Region	State / Location	Event	IA	Number of Counties		Start – End
			PA	Requested	Complete	
IV	NC	Tropical Cyclone Eta Nov 12-19	IA	0	0	N/A
			PA	15	0	12/4 – TBD
VI	OK	Ice Storm Oct 25 and continuing	IA	0	0	N/A
			PA	39	26	11/4 – TBD
VIII	CO	Wildfires Aug 11 and continuing	IA	3	3	11/2 – 11/20
			PA	4	0	11/9 – TBD



FEMA

Declaration Requests in Process – 14

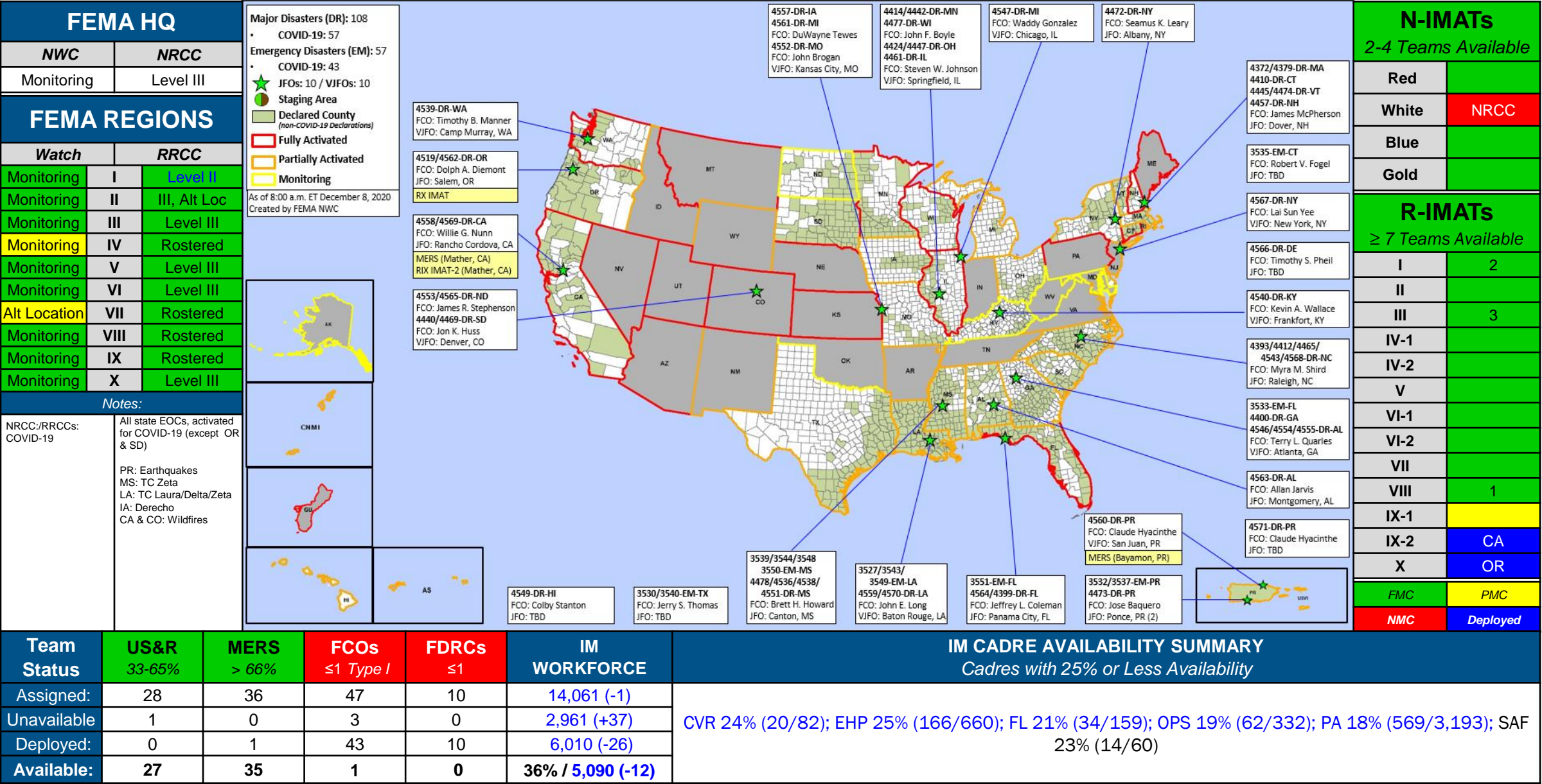
State / Tribe / Territory – Incident Description	Type	IA	PA	HM	Requested
Poarch Band of Creek Indians – COVID-19 Pandemic	DR	X	X		5/15
WA – Wildfires and Straight-Line Winds	DR	X	X	X	9/16
NJ – Tropical Storm Isaias	DR		X	X	9/28
CT – Tropical Storm Isaias	DR		X	X	9/30
TX – Hurricane Hanna	DR		X	X	9/30
TX – Hurricane Laura	DR	X	X	X	9/30
UT – Severe Storm and Straight-line Winds	DR		X	X	10/7
AL – Hurricane Zeta	DR		X	X	10/29
MD – Tropical Storm Isaias (Appeal)	DR		X	X	11/12
OK – Severe Winter Storm and Straight-line Winds	DR		X	X	11/13
LA – Hurricane Zeta	DR	X	X	X	11/24
MS – Hurricane Zeta	DR	X	X	X	11/24
GA – Hurricane Zeta	DR		X	X	11/18
Navajo Nation – COVID-19 Pandemic	DR	X	X	X	12/3



FEMA

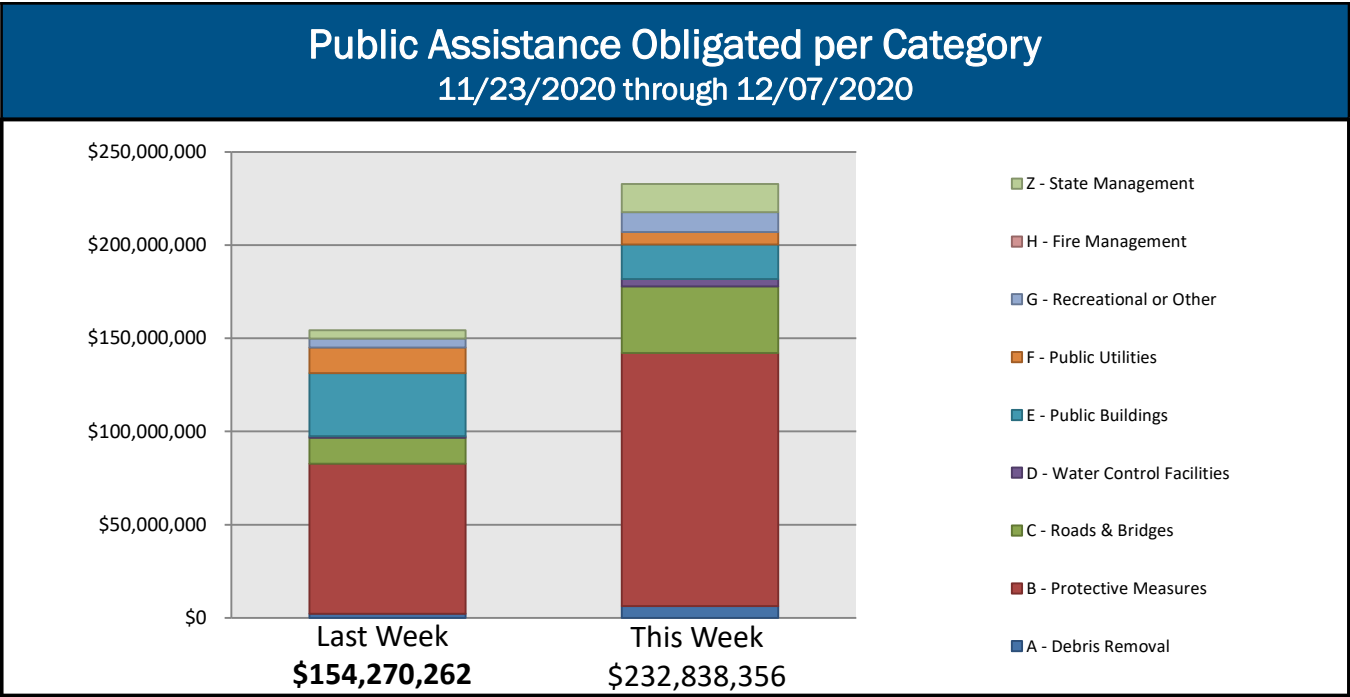
National Watch Center

FEMA Common Operating Picture



Public Assistance Grant Program

PA Project Worksheets Obligated in past week, as of 12/07/2020 at 1500 ET										
	Emergency Work		Permanent Work							
PA Category	A - Debris Removal	B - Protective Measures	C - Roads & Bridges	D - Water Control Facilities	E - Public Buildings	F - Public Utilities	G - Recreational or Other	H - Fire Management	Z - State Management	Total
Number Of PWs Obligated	28	188	168	5	56	24	44	0	77	590
Federal Share Obligated	\$6,285,198	\$135,874,588	\$35,732,927	\$3,867,124	\$18,504,294	\$6,706,111	\$10,674,750	\$0	\$15,193,365.23	\$232,838,355.98



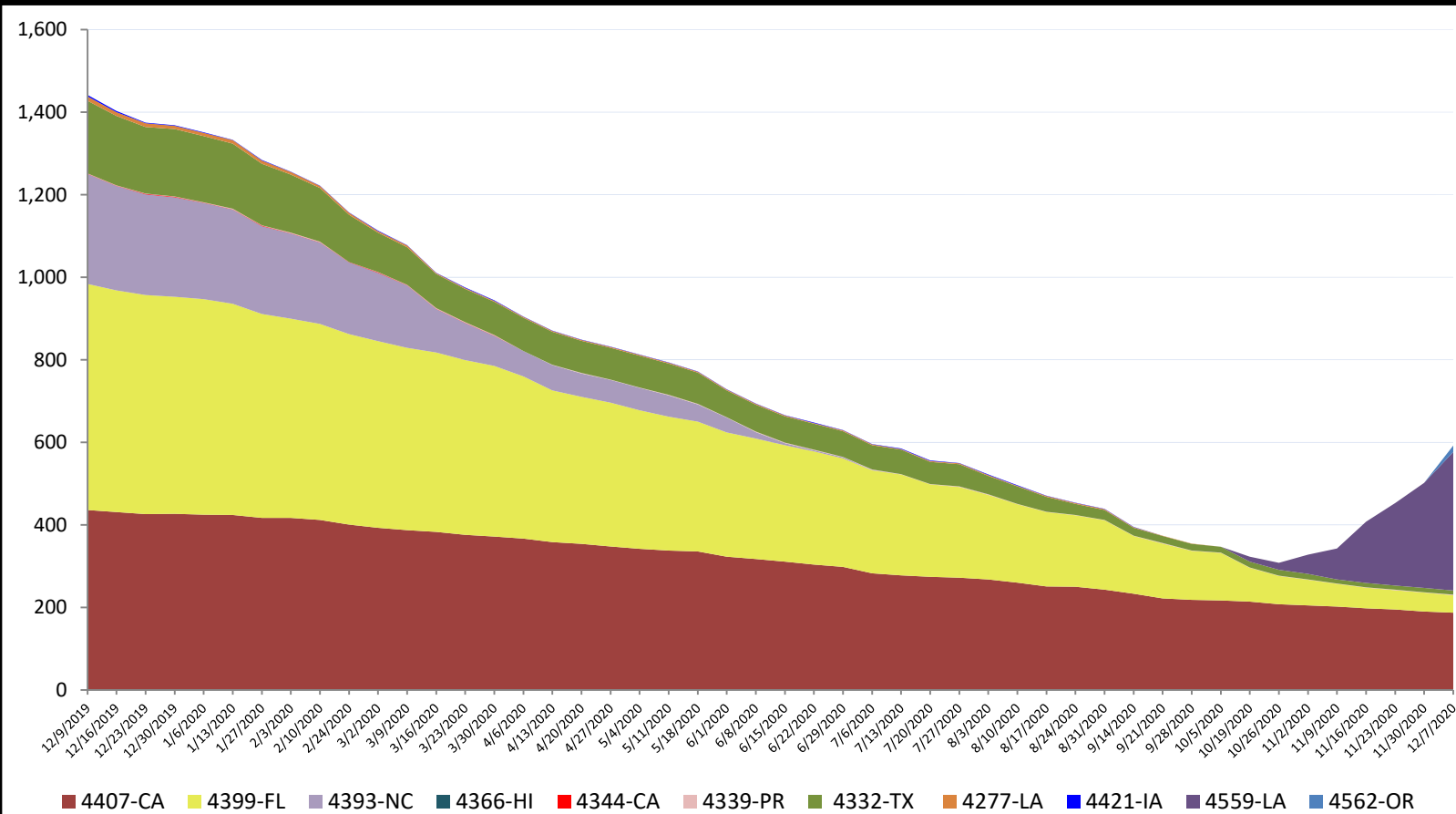
COVID-19 for 2020 as of 12/07/20
■ Total Public Assistance Obligated: \$6,857,723,537.00

This weeks PA Highlights
■ In 4524-AZ <ul style="list-style-type: none">■ \$14 Million obligated for Category B – Protective Measures
■ In 4505-RI <ul style="list-style-type: none">■ \$14 Million obligated for Category B – Protective Measures
■ In 4495-GU <ul style="list-style-type: none">■ \$14 Million obligated for Category B – Protective Measures

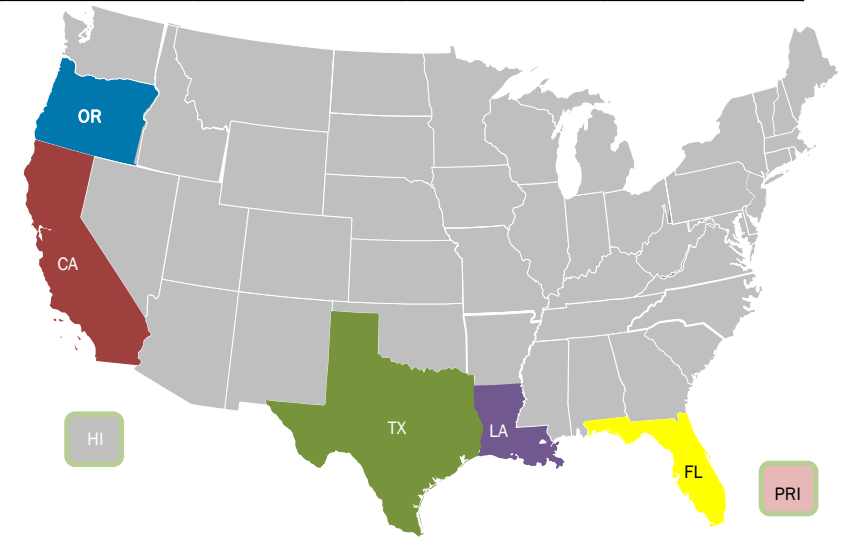
Direct Housing

Total Households in FEMA Direct Housing per State

Past Year per Week, 12/09/2019 – 12/07/2020. There are currently **592** Households Occupying **592** Temporary Units.



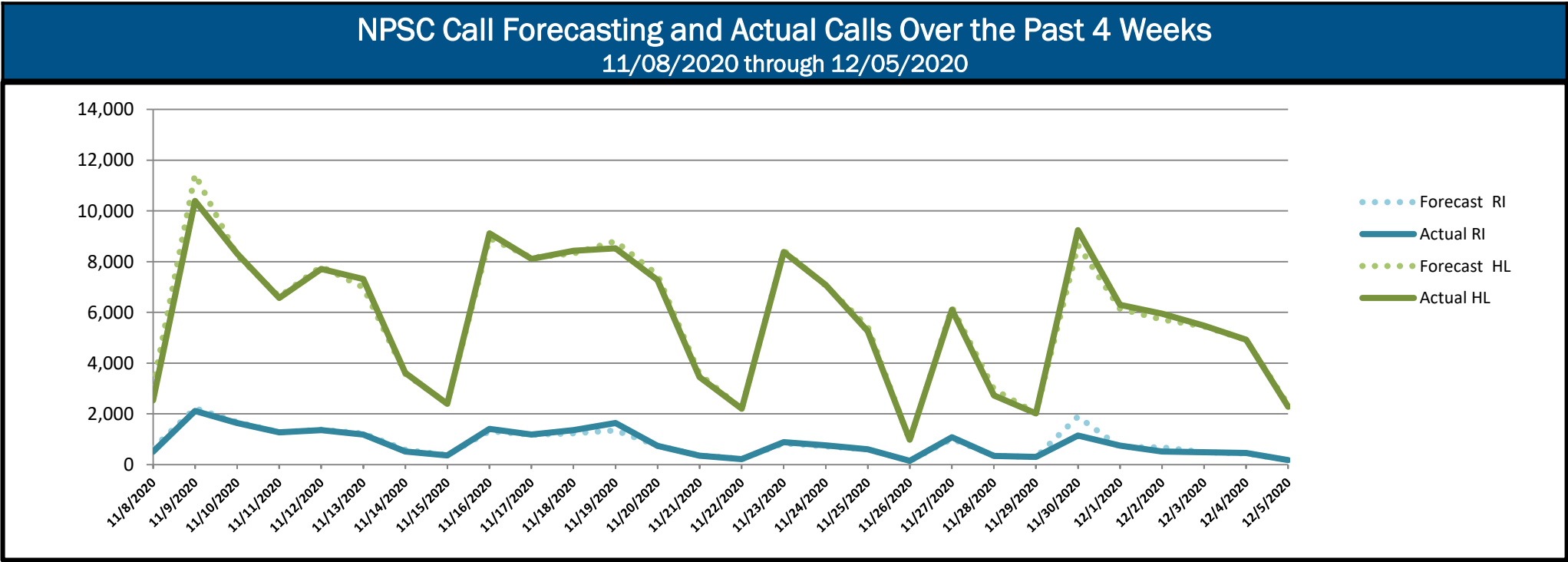
DR	IA Declaration Date	Program End Date	Current # of Households in Direct Housing (Weekly Change)
4562-OR	9/15/2020	3/15/2022	15 (+15)
4559-LA	8/28/2020	2/28/2022	336 (+81)
4407-CA	11/12/2018	5/12/2020	187 (-3)
4399-FL	10/11/2018	4/11/2020	43 (-3)
4339-PR	9/20/2017	9/20/2019	1 (0)
4332-TX	8/25/2017	8/25/2019	10 (0)



States with Currently Occupied Units

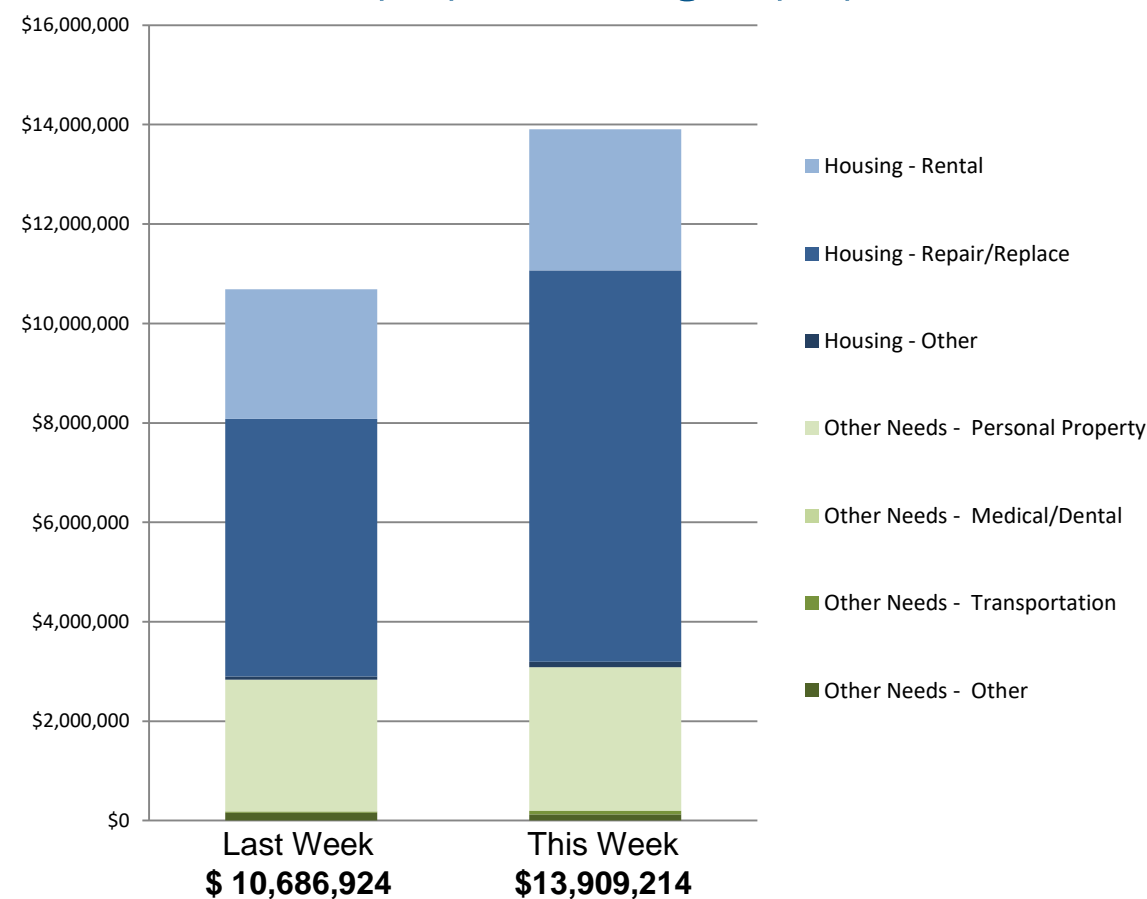
NPSC Call Activity

NPSC Call Activity in the Past Week 11/29/2020 through 12/05/2020		
Call Type	Projected Calls	Actual Calls
Registration Intake:	4,644	3,820
Helpline:	35,254	36,191
Combined:	39,898	40,011



Individual Assistance Activity

IHP Approved per Category in the Past
2 Weeks – 11/23/2020 through 12/07/2020





FEMA

Helping people before, during, and after disasters.

Click [here](#) to subscribe to this briefing