

FEMA National Watch Center

Daily Operations Briefing

Tuesday, April 6, 2021

8:30 a.m. ET



FEMA

National Current Ops / Monitoring

New Significant Incidents / Ongoing Ops:

- COVID-19

Hazard Monitoring:

- Severe Thunderstorms possible – Central Plains
- Critical Fire Weather – Southwest and Southern Plains

Disaster Declaration Activity:

- None

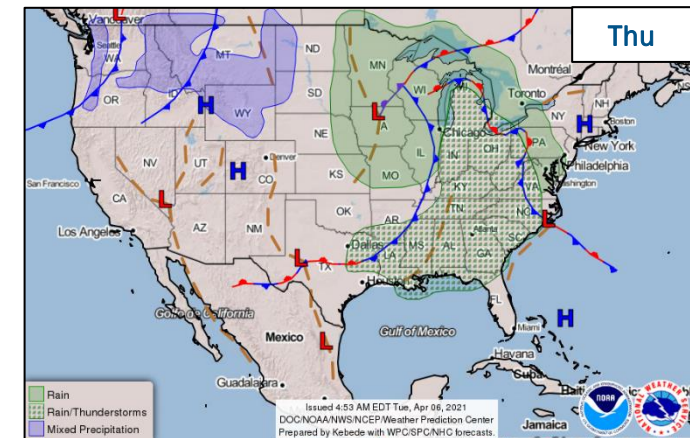
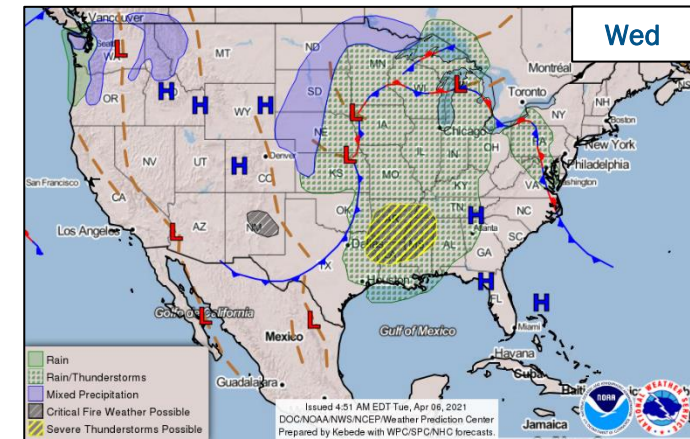
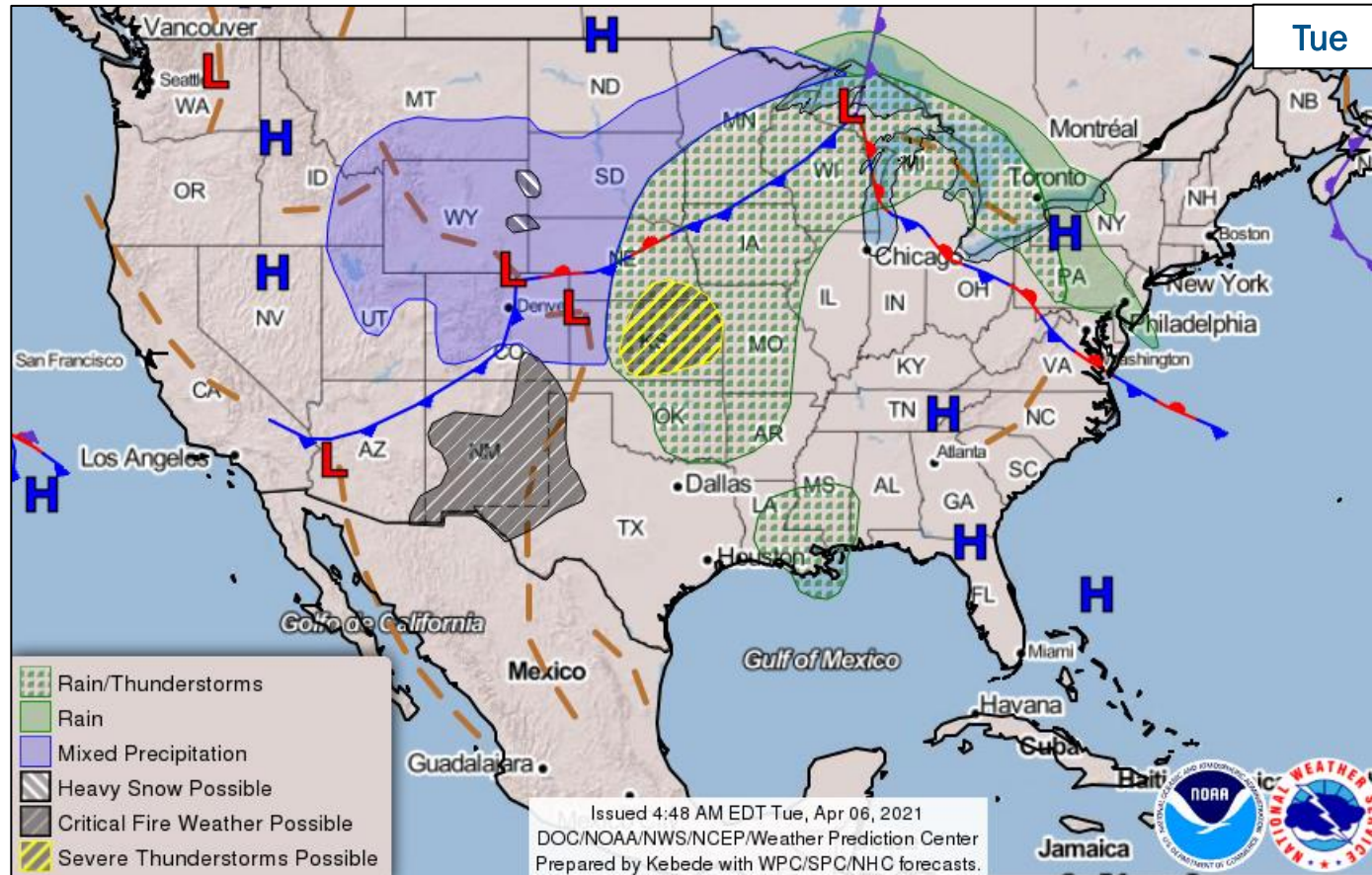
Event Monitoring:

- No significant scheduled activities



FEMA

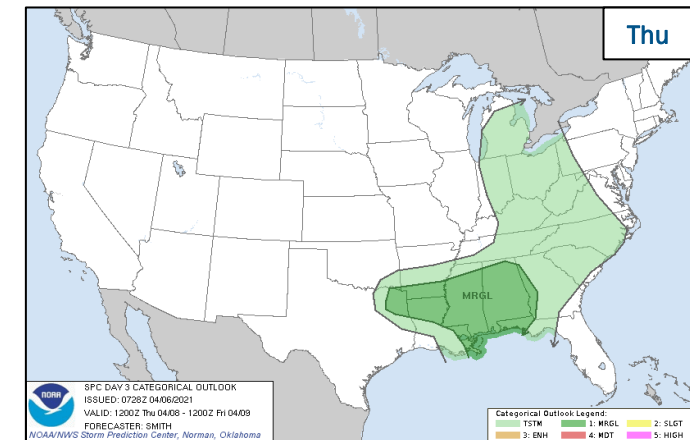
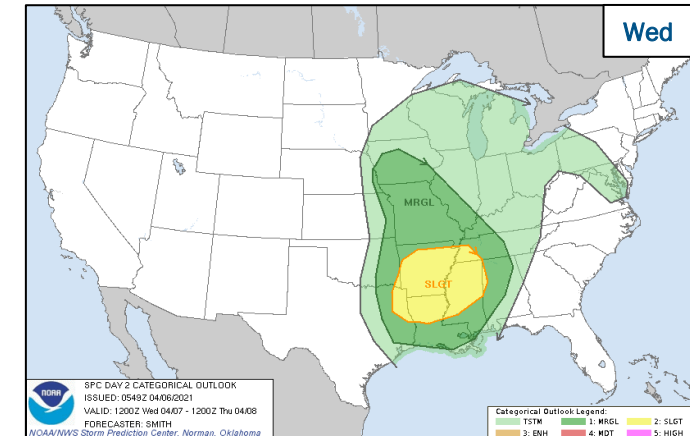
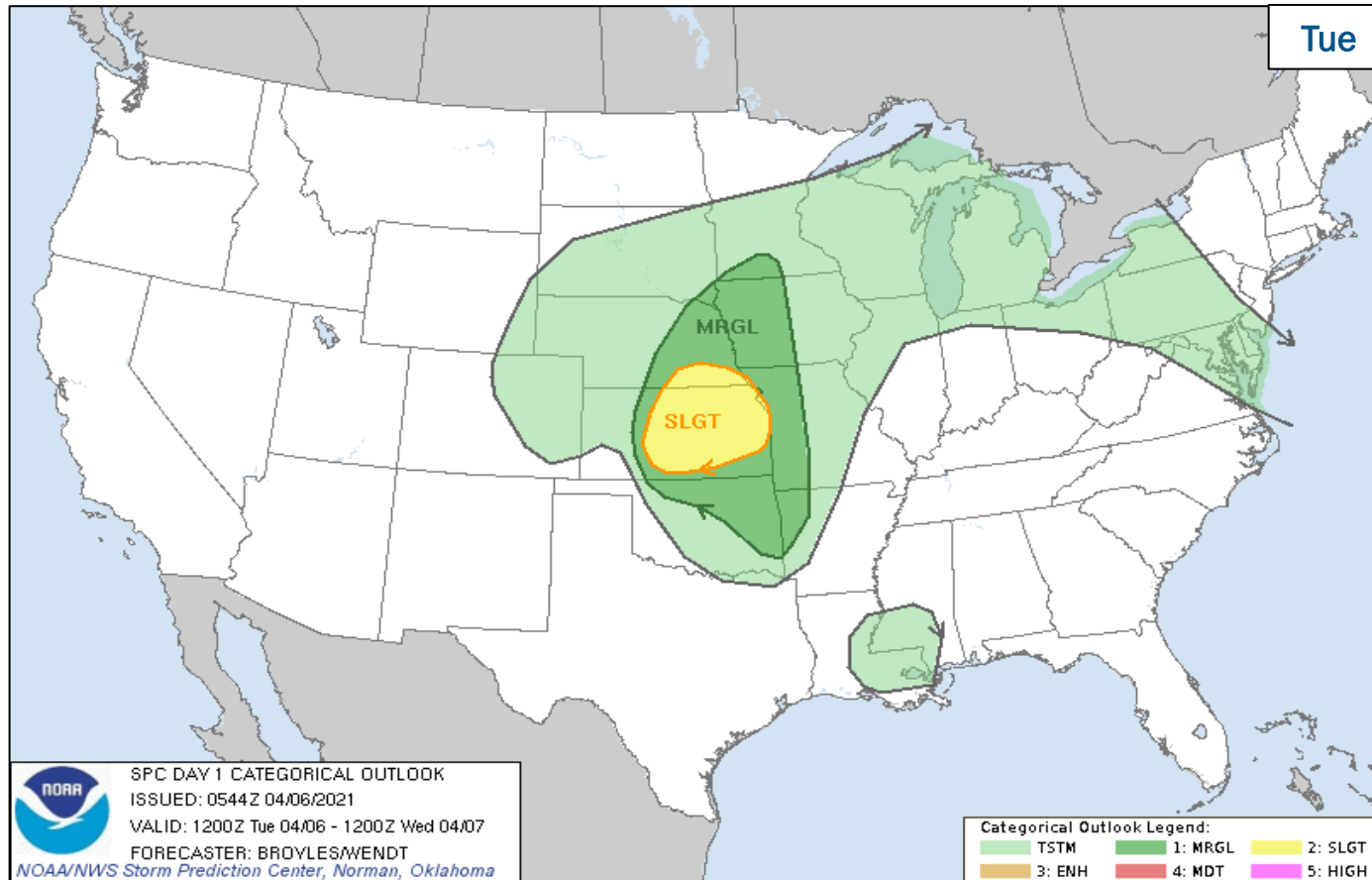
National Weather Forecast



FEMA

National Watch Center

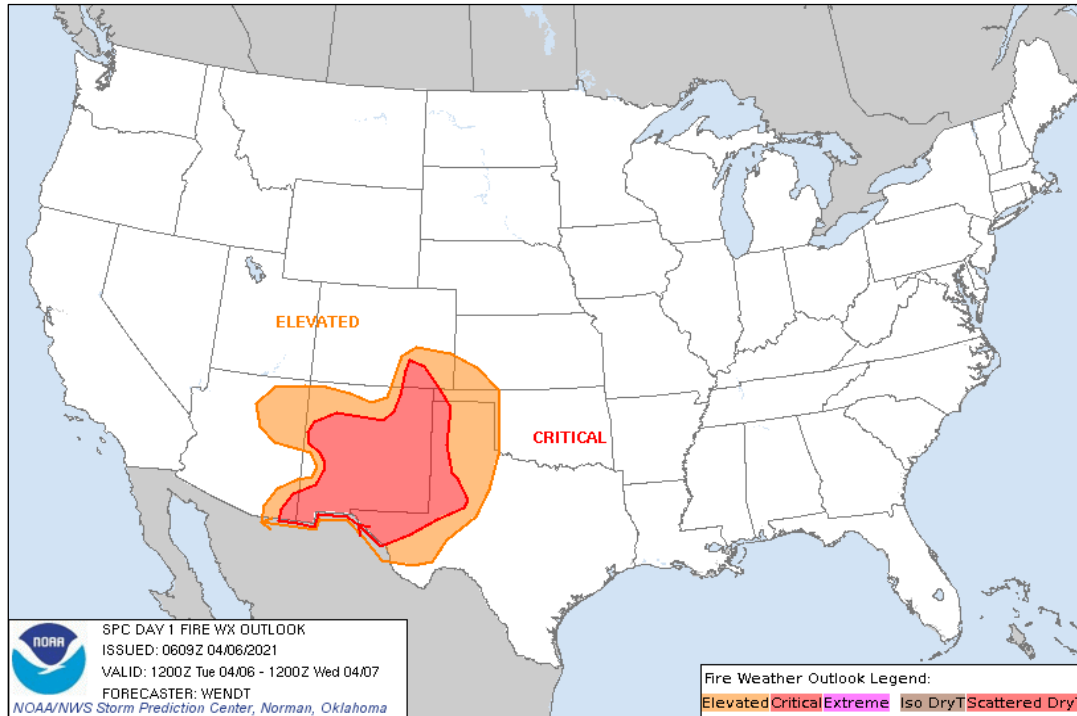
Severe Weather Outlook



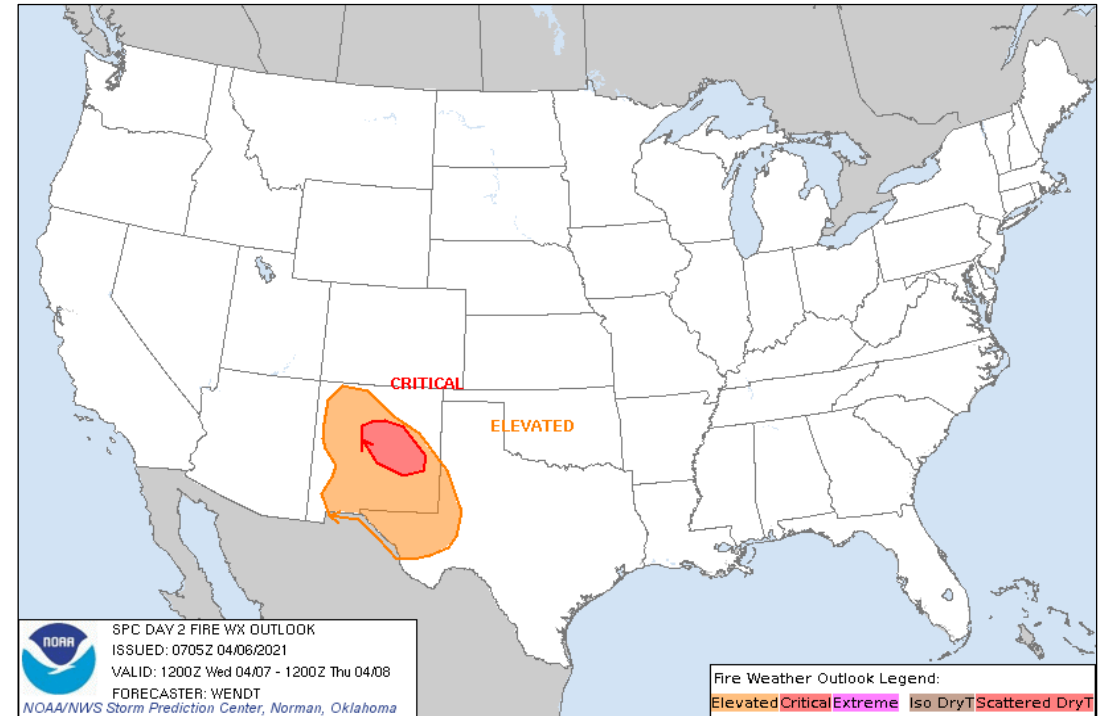
FEMA

National Watch Center

Fire Weather Outlook



Today



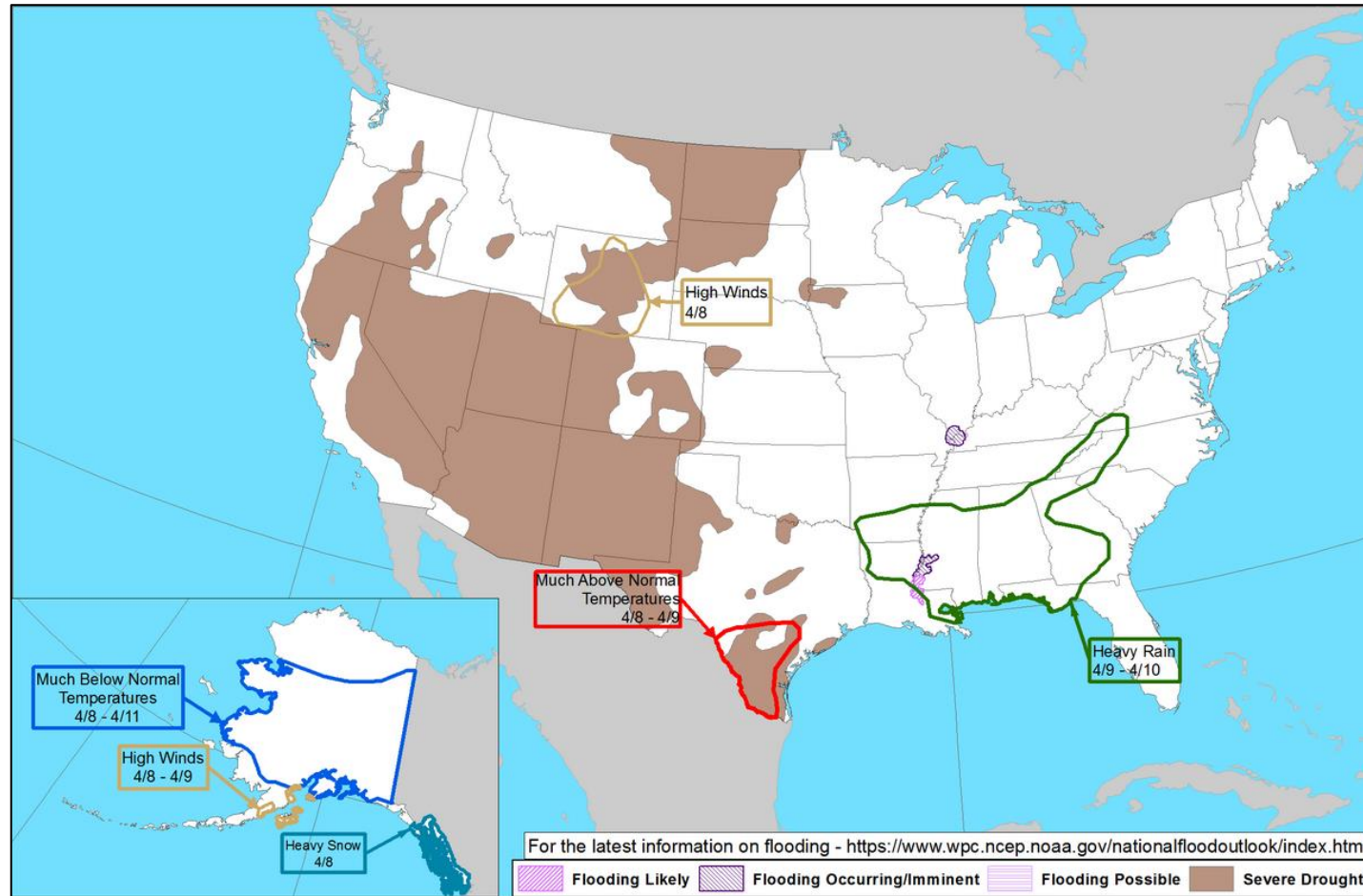
Tomorrow



FEMA

National Watch Center

Hazards Outlook – Apr 8-12



FEMA

National Watch Center

Joint Preliminary Damage Assessments

Region	State / Location	Event	IA	Number of Counties		Start – End
			PA	Requested	Complete	
III	VA	Severe Winter Storms Feb 8-20	IA	N/A	N/A	N/A
			PA	40	4	3/22 – TBD
	WV	Severe Winter Storms Feb 11-14	IA	N/A	N/A	N/A
			PA	5	1	3/24 – TBD
IV	MS	Severe Winter Weather Feb 11-19	IA	N/A	N/A	N/A
			PA	33 & 1 Tribe	20 & 1Tribe	3/9 – TBD
	KY	Severe Flooding Feb 26 and continuing	IA	9	9	3/6 – 3/21
			PA	42	25 (+4)	3/22 – TBD
	GA	Severe Storms and Tornadoes Mar 25-26	IA	1	0	4/6 – TBD
			PA	8	0	4/6 – TBD
IX	HI	Severe Weather, Flooding, and Landslides Mar 8-15	IA	2	2	3/22 – 3/23
			PA	3	0	TBD



FEMA

National Watch Center

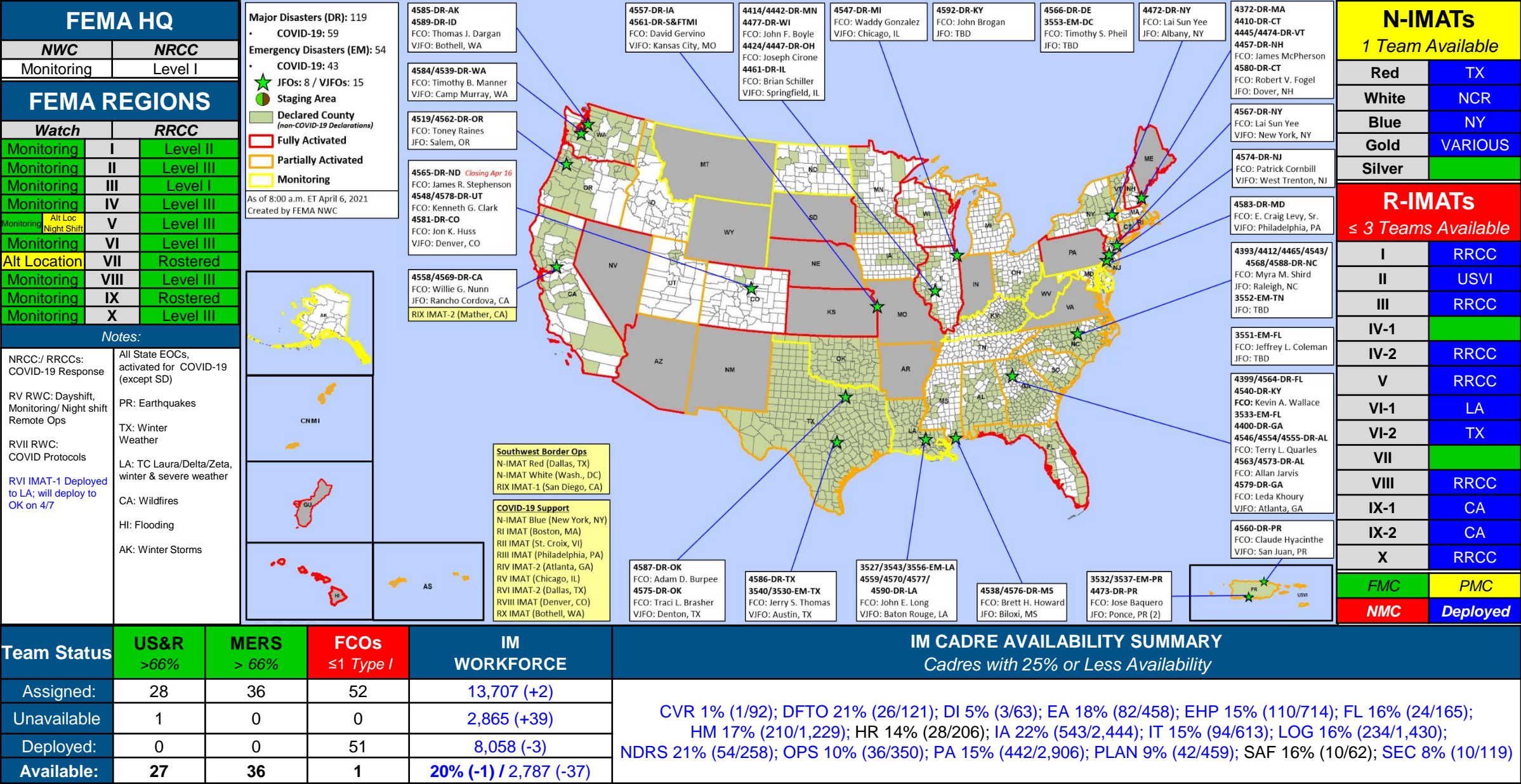
Declaration Requests in Process – 3

State / Tribe / Territory – Incident Description	Type	IA	PA	HM	Requested
WA – Severe Storms, Straight-Line Winds, Flooding, Landslides, and Mudslides	DR		X	X	3/12
NJ – Severe Winter Storm and Snowstorm	DR		X	X	3/29
TN – Severe Winter Storm	DR		X	X	4/1



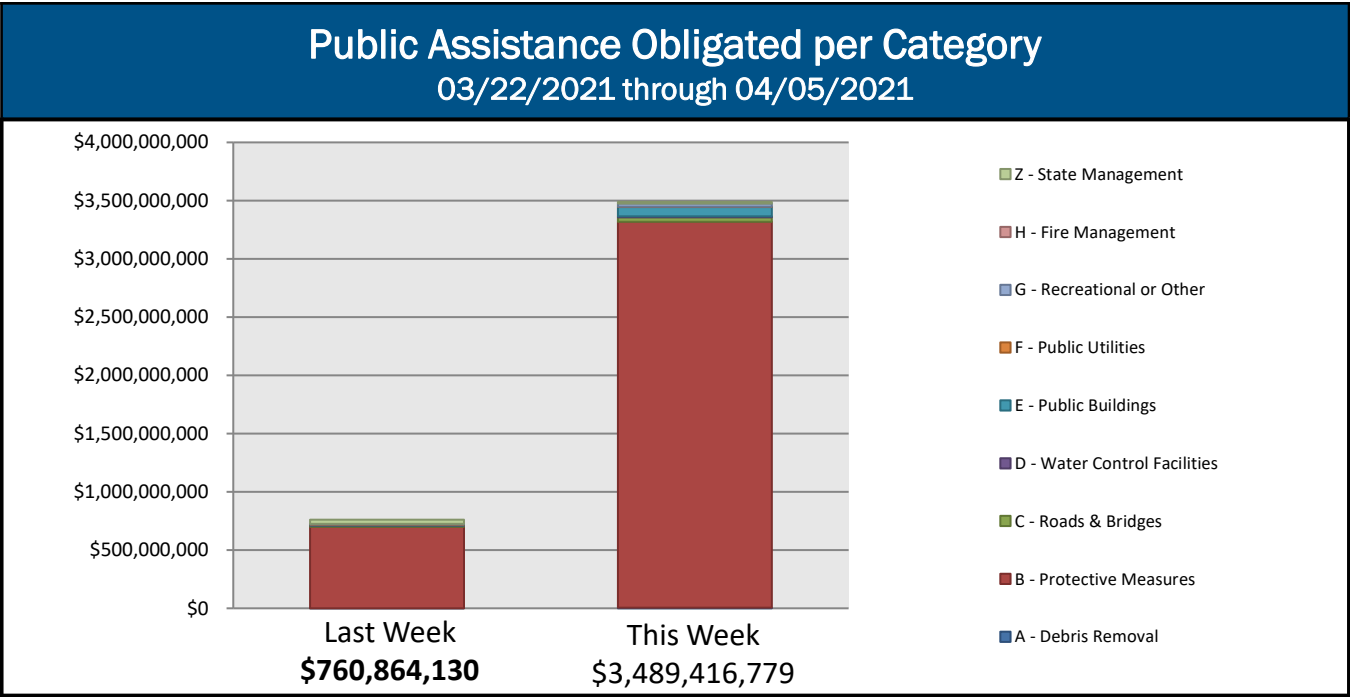
FEMA

FEMA Common Operating Picture



Public Assistance Grant Program

PA Project Worksheets Obligated										
in past week, as of 04/05/2021 at 1500 ET										
	Emergency Work		Permanent Work							
PA Category	A - Debris Removal	B - Protective Measures	C - Roads & Bridges	D - Water Control Facilities	E - Public Buildings	F - Public Utilities	G - Recreational or Other	H - Fire Management	Z - State Management	Total
Number Of PWs Obligated	35	340	76	7	91	14	46	0	63	672
Federal Share Obligated	\$4,303,292	\$3,312,845,060	\$40,086,549	\$8,070,648	\$79,261,785	\$2,100,934	\$28,381,895	\$0	\$14,366,616.42	\$3,489,416,778.89

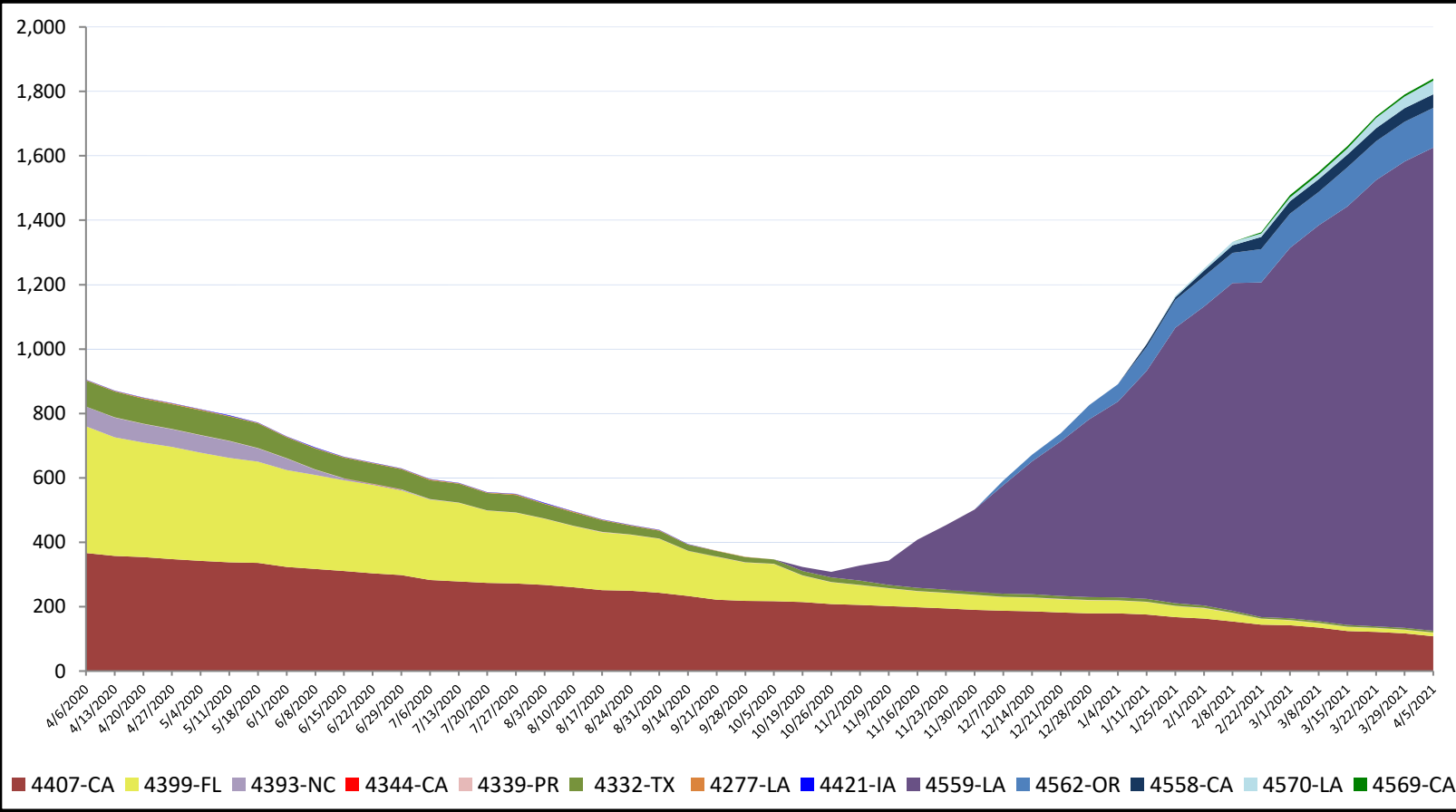


COVID-19 Obligated as of 04/05/21
Total Public Assistance Obligated: \$20,823,742,102.00

This weeks PA Highlights
<ul style="list-style-type: none">In 4485-TX<ul style="list-style-type: none">\$2 Billion obligated for Category B – Protective MeasuresIn 4484-LA<ul style="list-style-type: none">\$229 Million obligated for Category B – Protective MeasuresIn 4491-MD<ul style="list-style-type: none">\$157 Million obligated for Category B – Protective Measures

Direct Housing

Total Households in FEMA Direct Housing per State
Past Year per Week, 04/06/2020 – 04/05/2021. There are currently **1,840** Households Occupying **1,840** Temporary Units.



DR	IA Declaration Date	Program End Date	Current # of Households in Direct Housing (Weekly Change)
4570-LA	10/16/2020	4/16/2022	43 (+7)
4569-CA	10/16/2020	4/16/2022	6 (0)
4562-OR	9/15/2020	3/15/2022	123 (-1)
4559-LA	8/28/2020	2/28/2022	1501 (+53)
4558-CA	8/22/2020	2/22/2022	42 (0)
4407-CA	11/12/2018	5/12/2020	108 (-9)
4399-FL	10/11/2018	4/11/2020	11 (0)
4339-PR	9/20/2017	9/20/2019	1 (0)
4332-TX	8/25/2017	8/25/2019	5 (0)

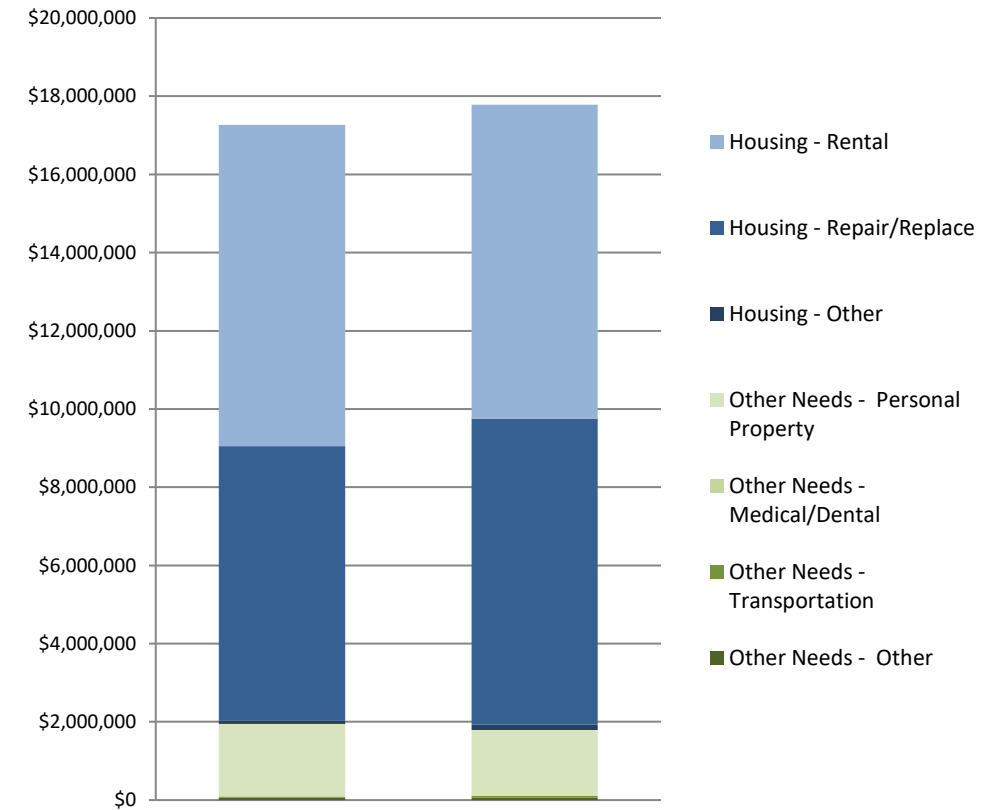


States with Currently Occupied Units

Individual Assistance Activity

	Individuals and Households Program Activity As Of: 4/5/21				
		In Past 7 Days		Cumulative	
		Applicants Approved	Amount Approved	Applicants Approved	Amount Approved
Open Registration Period	4586-TX Declared	02-19-2021	End Of Reg Period	04-20-2021	
	Housing Assistance	4,310	\$12,197,180.85	38,425	\$117,285,390.93
	Other Needs Assistance	1,254	\$1,192,483.58	11,326	\$11,467,761.62
	Total IHP	\$13,389,664.43		\$128,753,152.55	
	Average IHP			\$3,117	
	Total Max Grants			HA	ONA
				0	0
Open Registration Period	4587-OK Declared	02-24-2021	End Of Reg Period	04-26-2021	
	Housing Assistance	89	\$220,723.83	495	\$1,169,136.25
	Other Needs Assistance	43	\$28,755.35	232	\$151,362.80
	Total IHP	\$249,479.18		\$1,320,499.05	
	Average IHP			\$2,309	
Open Registration Period	4590-LA Declared	03-09-2021	End Of Reg Period	05-10-2021	
	Housing Assistance	239	\$537,989.89	866	\$2,069,228.12
	Other Needs Assistance	131	\$116,618.25	508	\$497,784.53
	Total IHP	\$654,608.14		\$2,567,012.65	
	Average IHP			\$2,372	
Other IHP Active	20 Declarations IHP Programmatically Open - Closed Registration *				
	Housing Assistance	706	\$3,033,816.96		
	Other Needs Assistance	271	\$457,263.30		
	Total IHP	\$3,491,080.26			
	Total IHP Approved in Past Week			\$17,784,832.01	

IHP Approved per Category in the Past 2 Weeks – 03/22/2021 through 04/05/2021



FEMA

National Watch Center



FEMA

Helping people before, during, and after disasters.

[Click here to subscribe to this briefing.](#)