

FEMA National Watch Center

Daily Operations Briefing

Tuesday, May 4, 2021

8:30 a.m. ET



FEMA

National Current Ops / Monitoring

New Significant Incidents / Ongoing Ops:

- COVID-19
- Severe Weather – Great Plains to East Coast

Hazard Monitoring:

- Severe Weather possible – Lower Mississippi Valley into Tennessee Valley

Disaster Declaration Activity:

- Request: Major Disaster Declaration – WV

Event Monitoring:

- None



FEMA

Severe Weather – Great Plains to the East Coast

Current Situation:

Severe weather moved through the Southeast and Southern Plains into the Great Lakes yesterday, resulting in the National Weather Service issuing several Tornado Watches and Warnings in GA, MS, TX. Large hail, high winds/straight line winds, and tornadoes have been the primary threats. Preliminary reports indicate 20 tornadoes touched down across TX (3), IL (5), GA (4), SC (7), and VA (1).

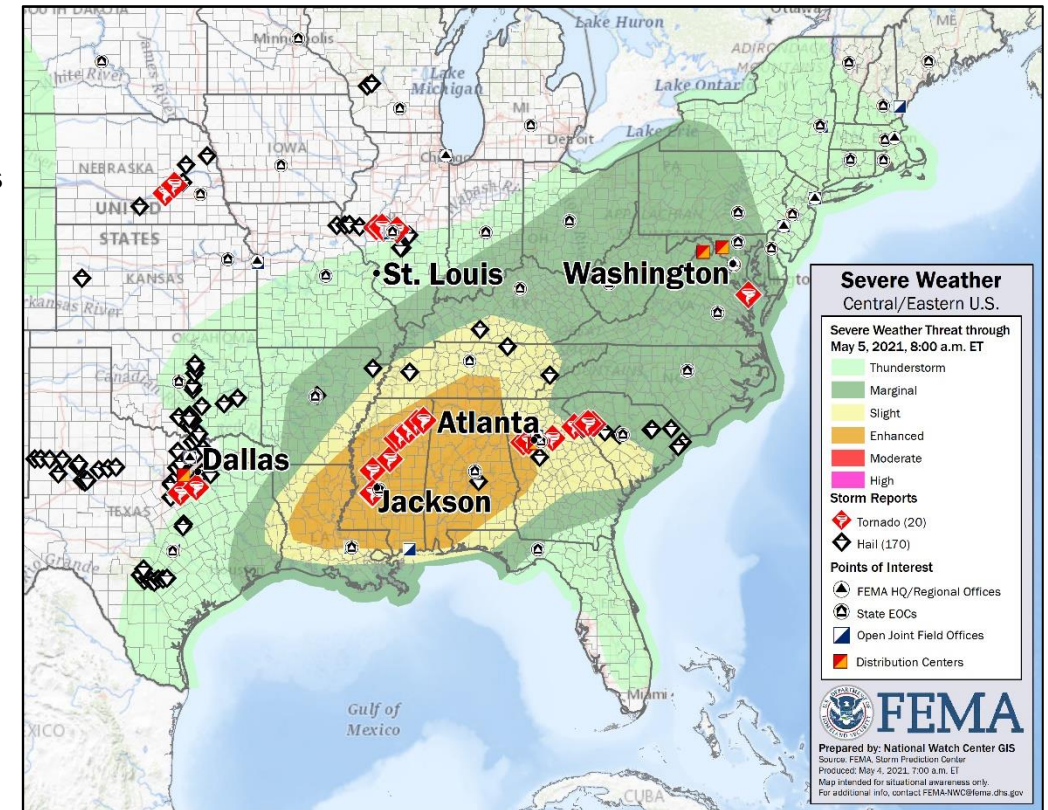
- 1 injury / 2 fatalities (unconfirmed) (FEMA RIV SPOTREP 10:53 p.m. ET; FEMA RVI SPOTREP 2:12 a.m. ET)
- Damage includes downed trees, scattered debris, and several homes and businesses damaged; assessments have begun
- 120k customers without power across the impacted areas (DOE Eagle-I as of 7:10 a.m. ET)
 - Majority in AR (54K), TX (13K), TN (21K), & KY (24K)

State / Local Response:

- IL EOC at Full Activation (COVID-19)
- GA, VA, SC, AR, TN, TX EOCs at Partial Activation (COVID-19)
- KY EOC at Monitoring (COVID-19 & Severe Weather)

FEMA Response:

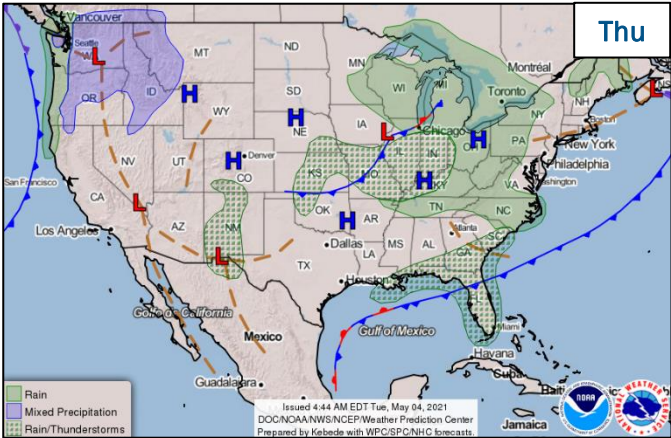
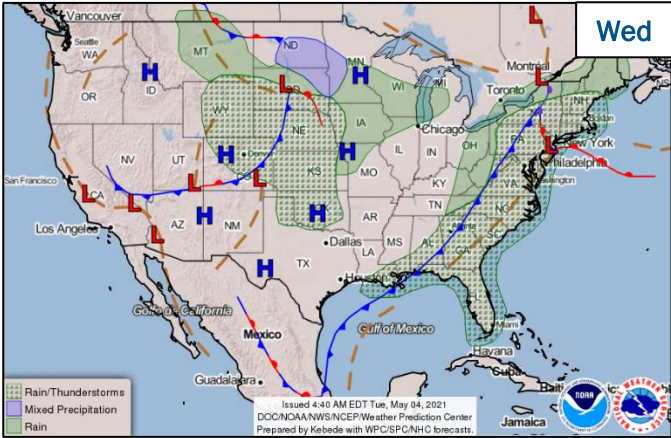
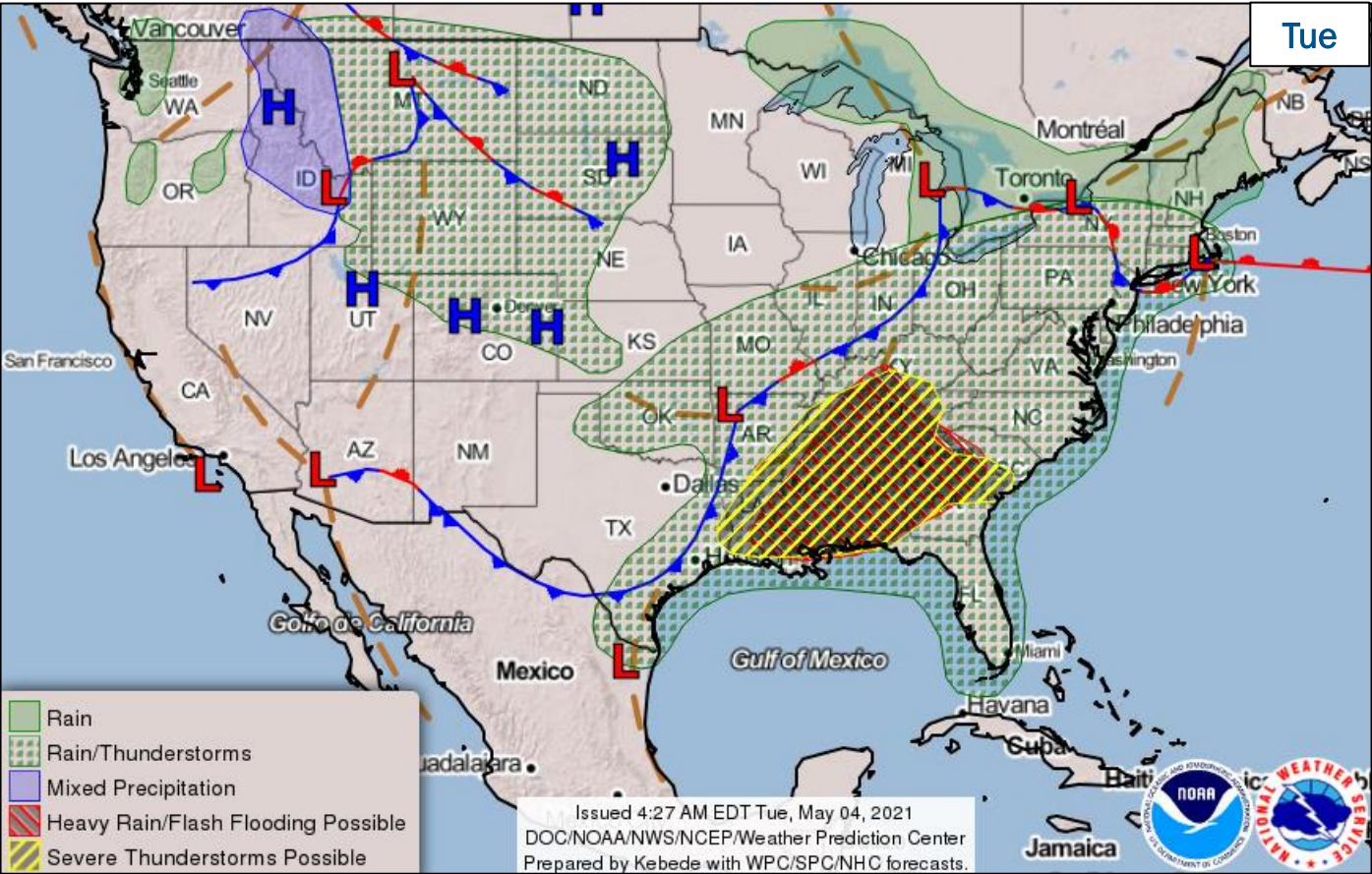
- FEMA NWC and Regions III through VII RWCs continues to monitor
- No requests for FEMA assistance



FEMA

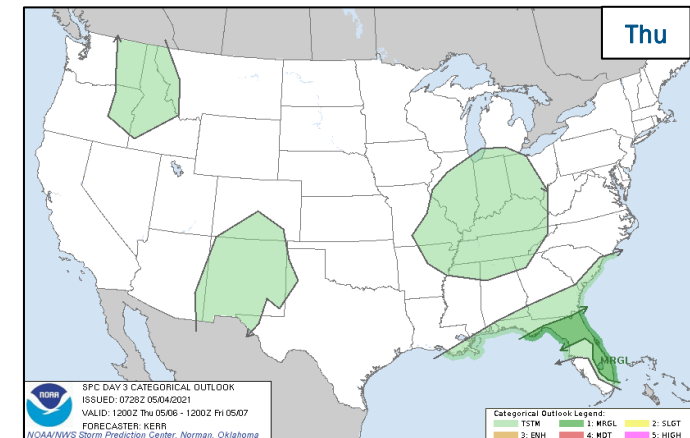
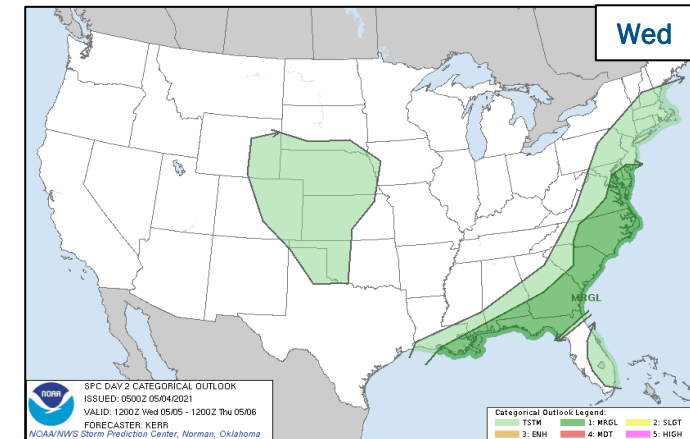
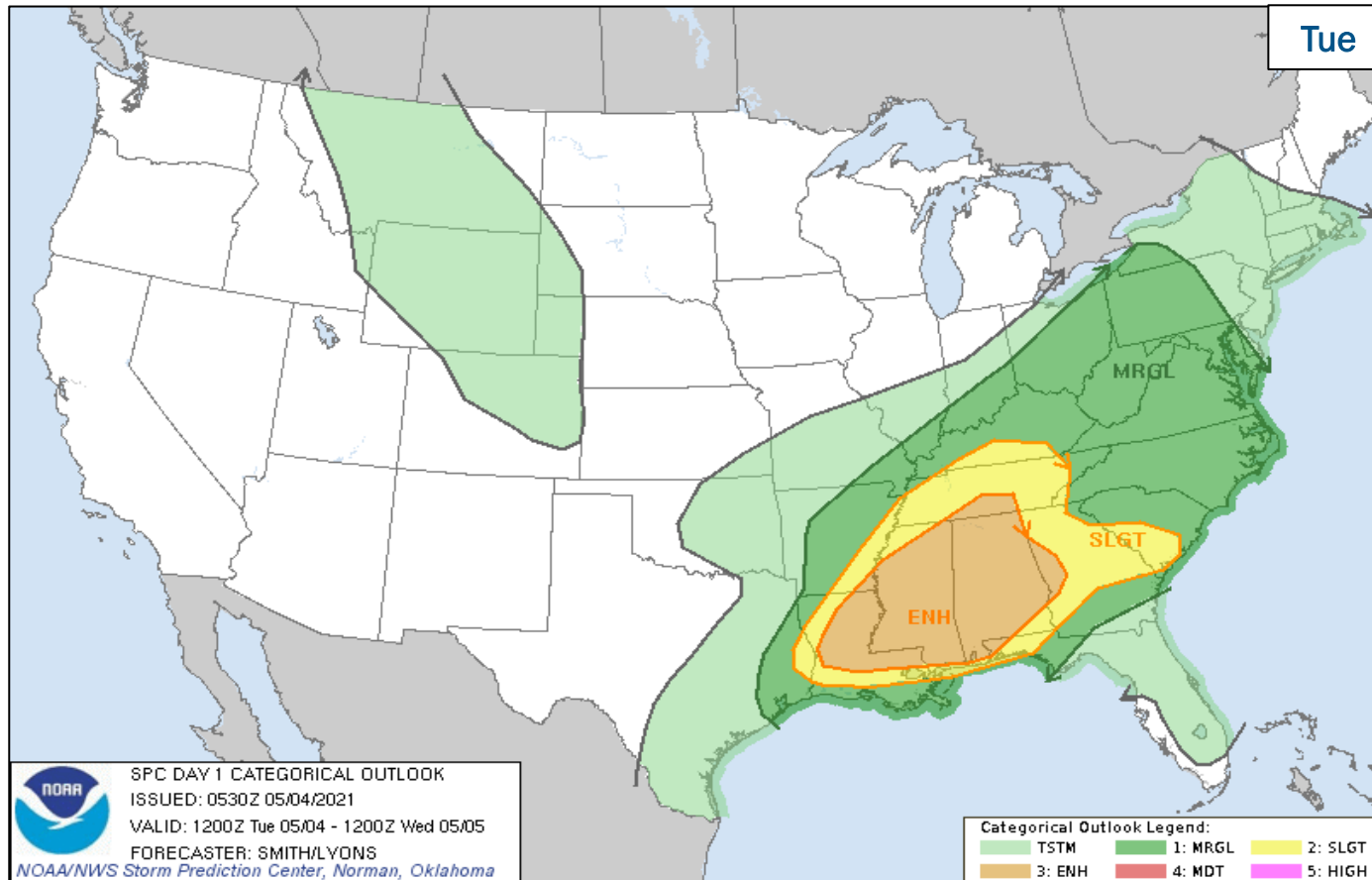
National Watch Center

National Weather Forecast



FEMA

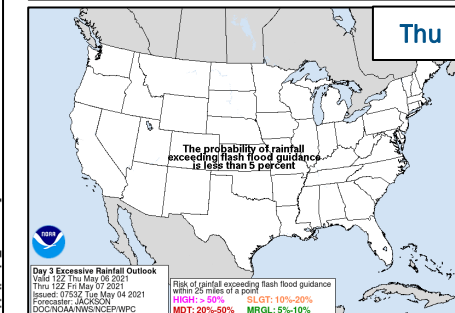
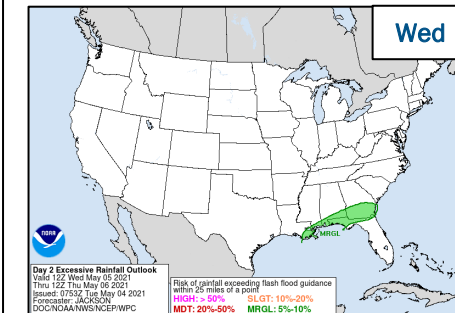
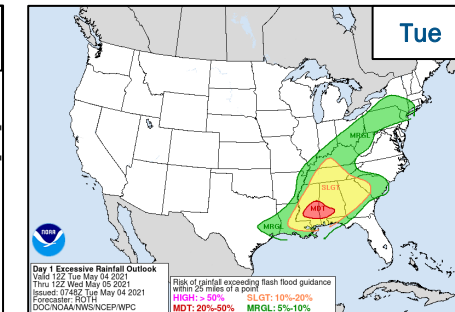
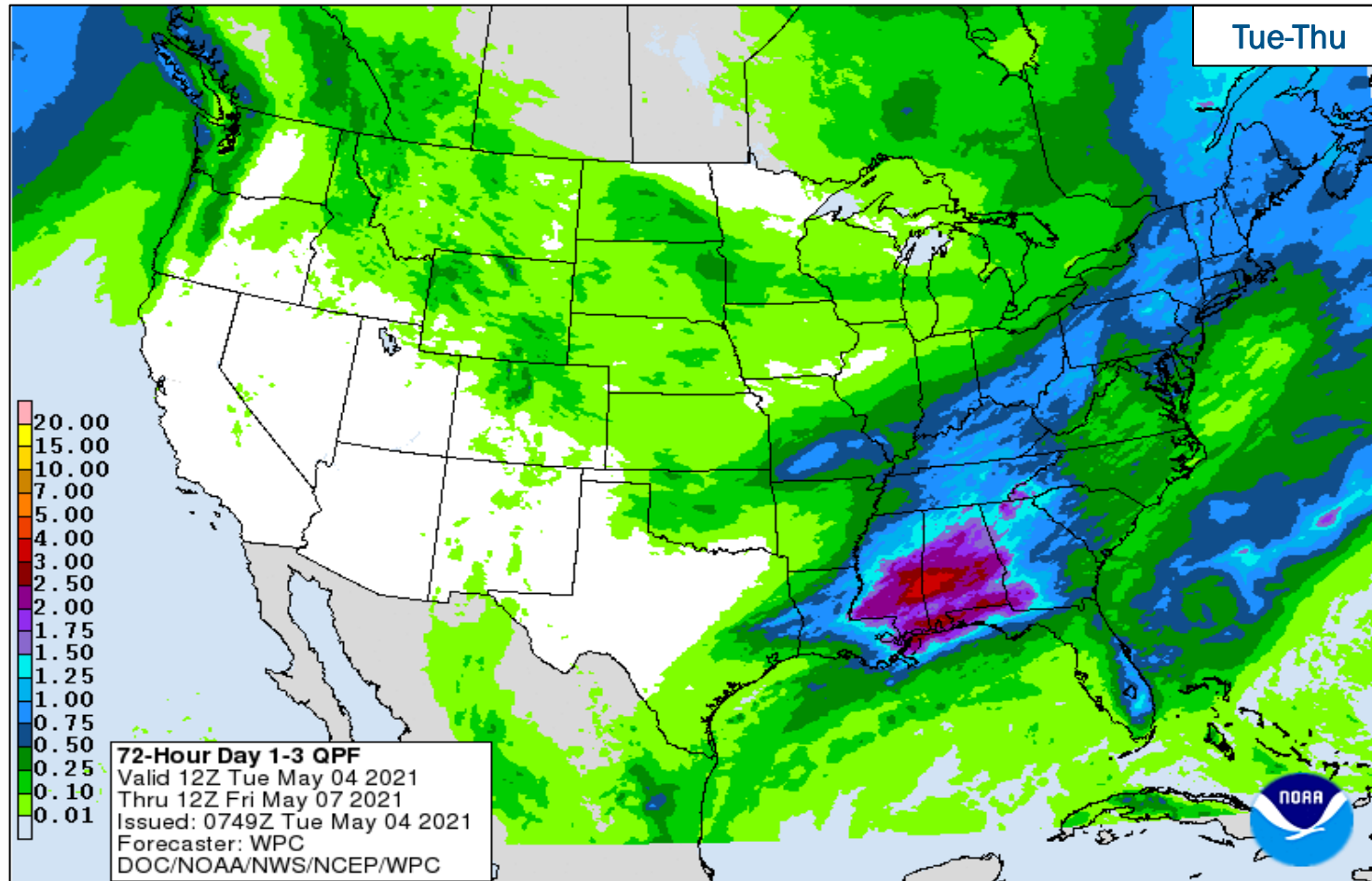
Severe Weather Outlook



FEMA

National Watch Center

Precipitation & Excessive Rainfall



FEMA

National Watch Center

Joint Preliminary Damage Assessments

Region	State / Location	Event	IA	Number of Counties		Start – End
			PA	Requested	Complete	
III	VA	Severe Winter Storms Feb 8-20	IA	0	0	N/A
			PA	41	40	3/22 – TBD
VI	AR	Severe Winter Weather Feb 10	IA	0	0	N/A
			PA	17	8 (+2)	2/10 – TBD
VIII	WY	Winter Storm Mar 13 & 15	IA	0	0	N/A
			PA	8	0	4/15 – TBD



FEMA

Declaration Request – West Virginia

Declaration: Major Disaster – WV

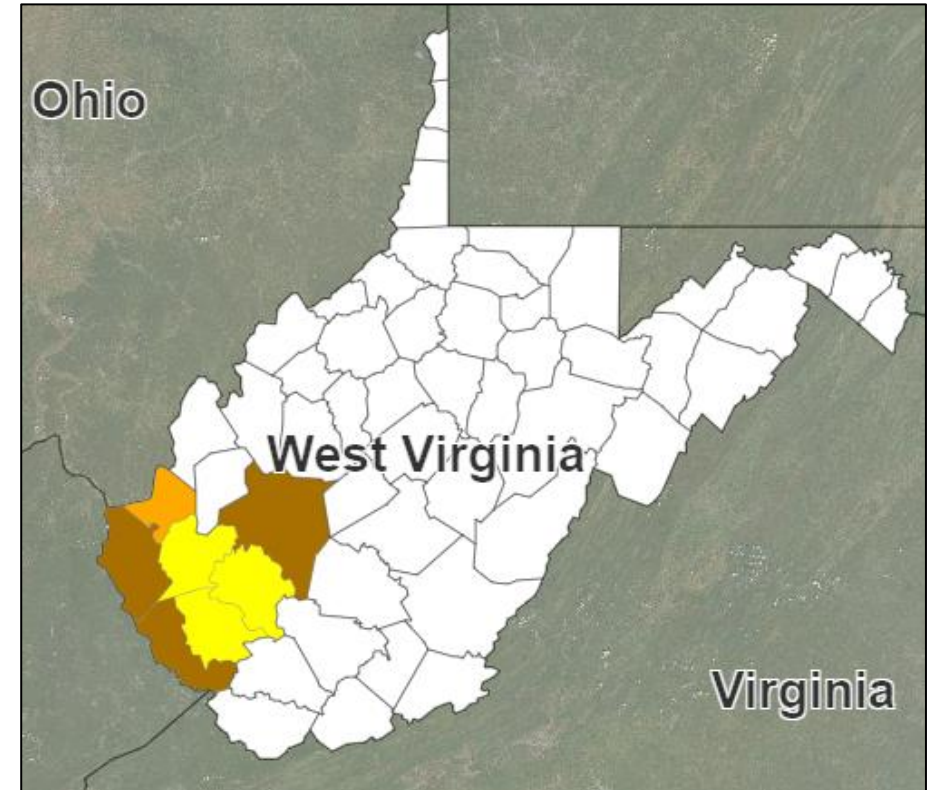
Date Requested: April 30

Incident: Severe Storms and Flooding

Incident Period: Feb 27 – Mar 4

Requesting:

- **IA & PA:** 3 counties
- **IA only:** 1 county
- **PA only:** 3 counties
- **Hazard Mitigation:** Statewide



- IA only
- PA only
- IA & PA



FEMA

Declaration Requests in Process – 8

State / Tribe / Territory – Incident Description	Type	IA	PA	HM	Requested
OR – Severe Winter Storm	DR		X	X	4/7
WV – Severe Winter Storm	DR		X	X	4/12
MS – Severe Winter Storm	DR		X	X	4/13
VA – Severe Ice Storm	DR		X	X	4/15
GA – Severe Storm and Tornadoes	DR	X	X	X	4/16
HI – Severe Storms, Flooding, Landslides, and Mudslides	DR		X	X	4/19
TN – Severe Storms, Tornadoes, Straight-line Winds, and Flooding	DR	X	X	X	4/30
WV – Severe Storms and Flooding	DR	X	X	X	5/3



FEMA

Wildfire Summary

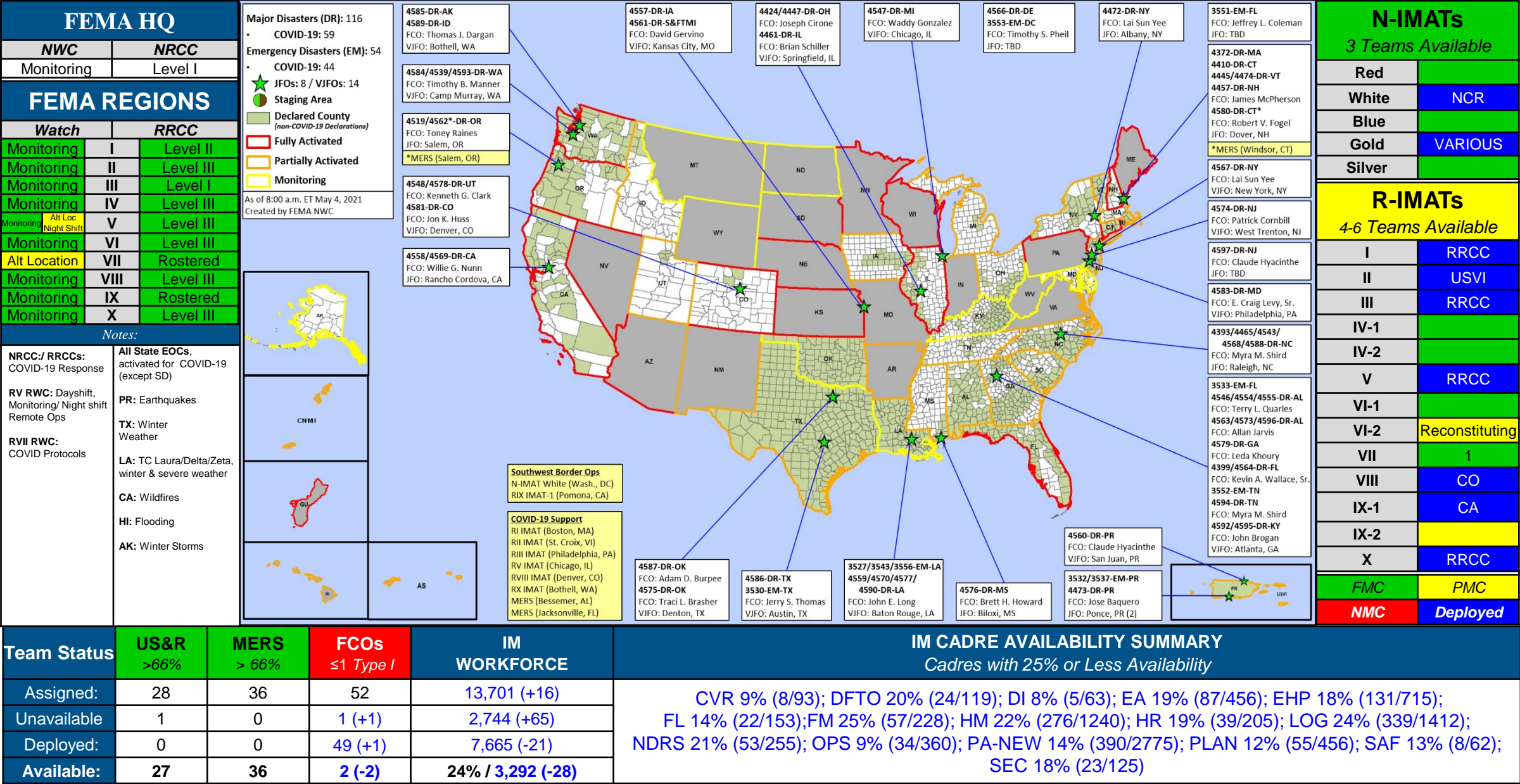
Fire Name (County, ST)	FMAG #	Acres Burned	Percent Contained	Evacuations	Structures (Homes / Other)			Fatalities / Injuries
					Threatened	Damaged	Destroyed	
Three Rivers (Lincoln, NM)	5386-FM-NM	7,120	23%	M: 0	H: 400	H: 0	H: 0	0 / 1
				V: 0	O: 0	O: 0	O: 0	

(Evacuations: M = Mandatory / V = Voluntary; Structures: H = Homes and Mixed Commercial/Residential / O = Non-residential Commercial/Other Minor Structures)



FEMA

FEMA Common Operating Picture



Public Assistance Grant Program

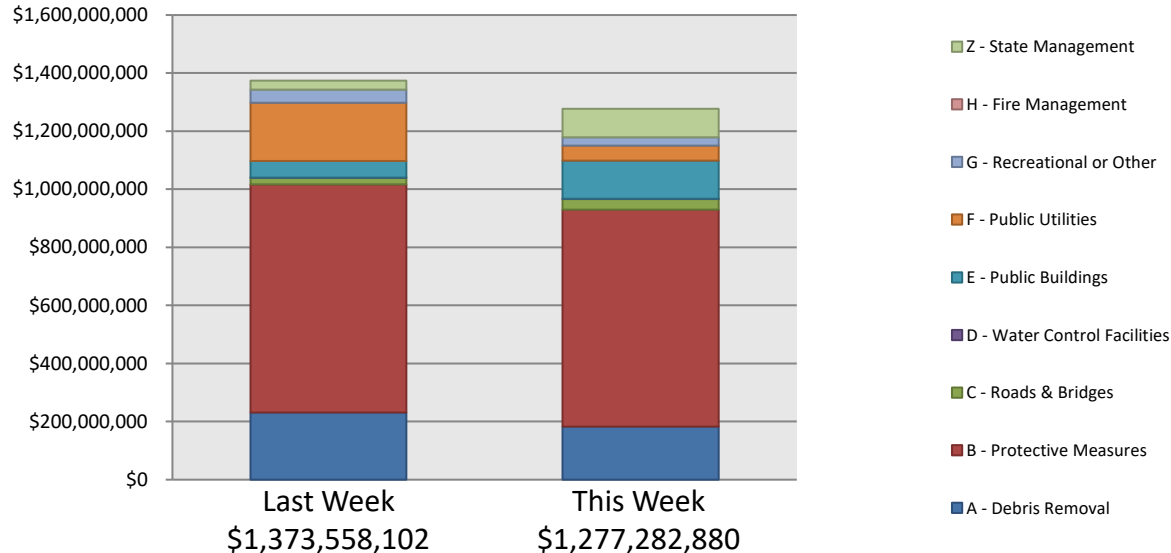
PA Project Worksheets Obligated

in past week, as of 05/03/2021 at 1500 ET

	Emergency Work		Permanent Work							
PA Category	A - Debris Removal	B - Protective Measures	C - Roads & Bridges	D - Water Control Facilities	E - Public Buildings	F - Public Utilities	G - Recreational or Other	H - Fire Management	Z - State Management	Total
Number Of PWs Obligated	30	174	49	3	77	15	37	0	49	434
Federal Share Obligated	\$182,850,886	\$746,690,022	\$37,151,338	\$159,470	\$131,711,883	\$51,621,705	\$28,583,012	\$0	\$98,514,564.80	\$1,277,282,880.45

Public Assistance Obligated per Category

04/19/2021 through 05/03/2021



COVID-19 Obligated

as of 05/03/21

- Total Public Assistance Obligated: \$23,522,188,197.00

This weeks PA Highlights

- In 4498-CO
 - \$251 Million obligated for Category B – Protective Measures
- In 4558-CA
 - \$173 Million obligated for Category A – Debris Removal
- In 4491-MD
 - \$91 Million obligated for Category B – Protective Measures
- In 4483-IA
 - \$82 Million obligated for Category B – Protective Measures



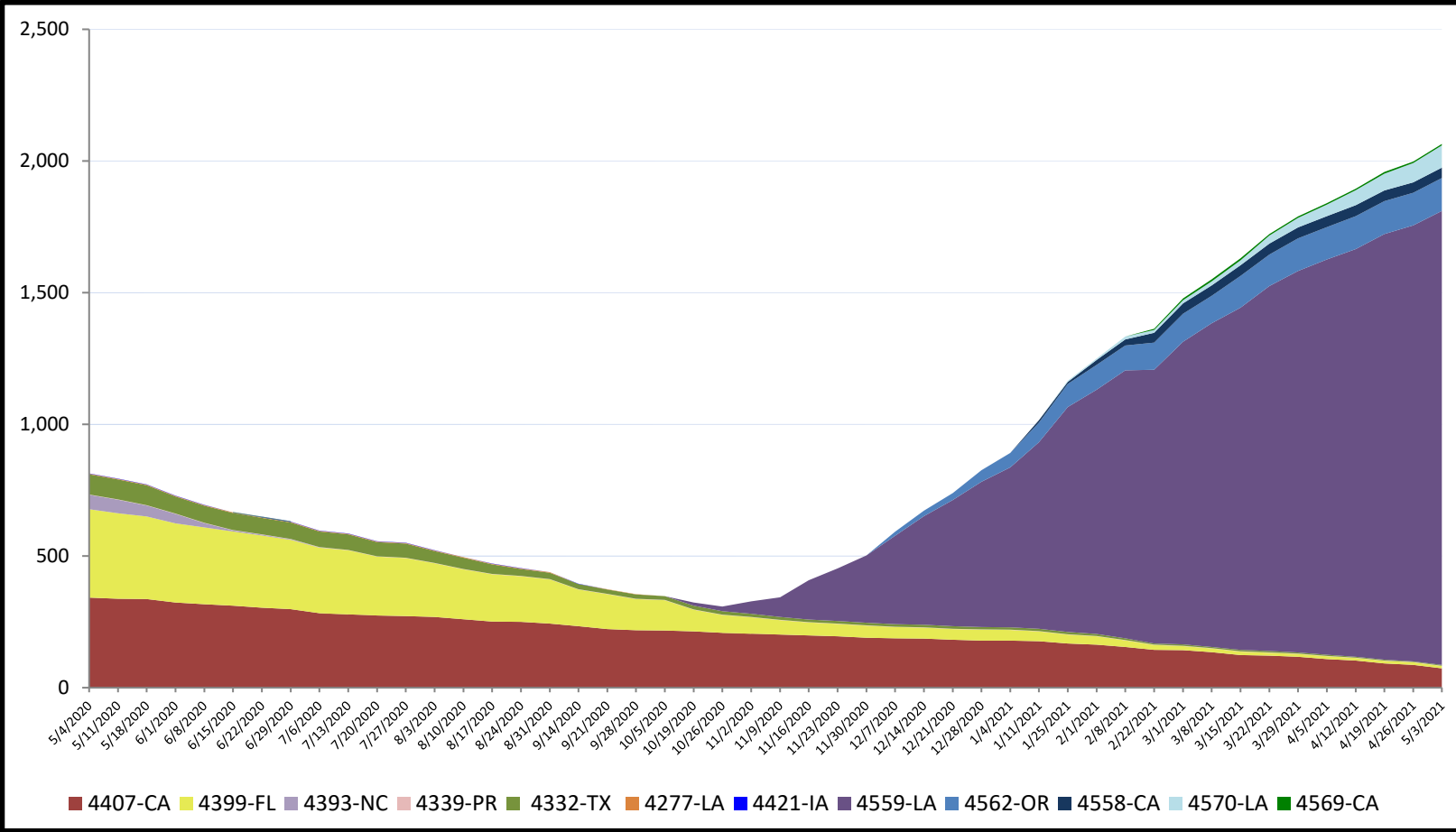
FEMA

National Watch Center

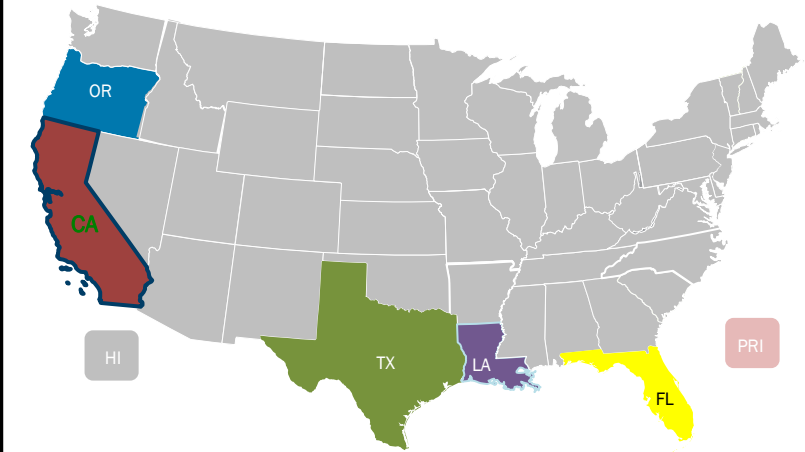
Direct Housing

Total Households in FEMA Direct Housing per State

Past Year per Week, 05/04/2020 – 05/03/2021. There are currently **2,065** Households Occupying **2,065** Temporary Units.



DR	IA Declaration Date	Program End Date	Current # of Households in Direct Housing (Weekly Change)
4570-LA	10/16/2020	4/16/2022	84 (+11)
4569-CA	10/16/2020	4/16/2022	6 (0)
4562-OR	9/15/2020	3/15/2022	125 (+1)
4559-LA	8/28/2020	2/28/2022	1724 (+69)
4558-CA	8/22/2020	2/22/2022	40 (0)
4407-CA	11/12/2018	5/12/2020	73 (-13)
4399-FL	10/11/2018	4/11/2020	9 (-1)
4339-PR	9/20/2017	9/20/2019	1 (0)
4332-TX	8/25/2017	8/25/2019	3 (0)



States with Currently Occupied Units

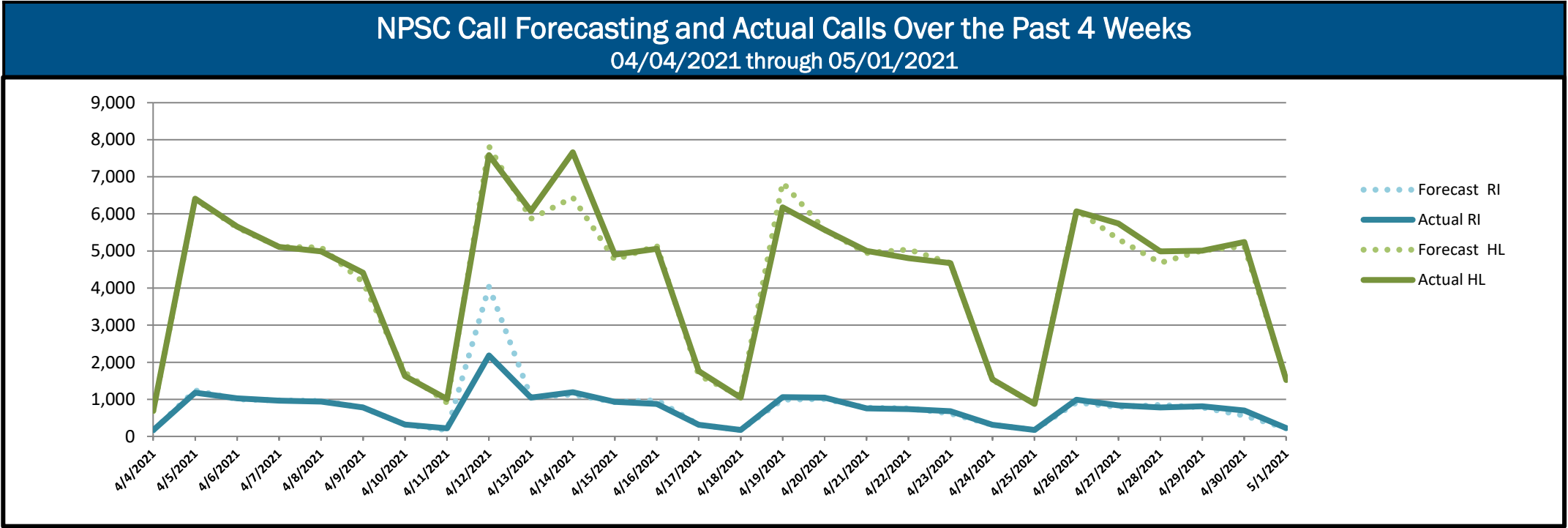


FEMA

National Watch Center

NPSC Call Activity

NPSC Call Activity in the Past Week		
04/25/2021 through 05/01/2021		
Call Type	Projected Calls	Actual Calls
Registration Intake:	4,303	4,537
Helpline:	28,678	29,449
Combined:	32,981	33,986



Individual Assistance Activity

IHP Approved per Category in the Past
2 Weeks – 04/19/2021 through 05/03/2021





FEMA

Helping people before, during, and after disasters.

[Click here to subscribe to this briefing.](#)