

FEMA National Watch Center

Daily Operations Briefing

Tuesday, May 25, 2021

8:30 a.m. ET



FEMA

National Current Ops / Monitoring

New Significant Incidents / Ongoing Ops

- COVID-19

Hazard Monitoring

- Tropical Activity:
 - Eastern Pacific: Disturbance 1: Low (30%); Disturbance 2: Low (20%)
- Severe Thunderstorms possible – Upper Great Lakes, Southern/Central Plains
- Heavy Rain and Flash Flooding possible – Southeast Texas

Disaster Declaration Activity

- None

Event Monitoring

- None



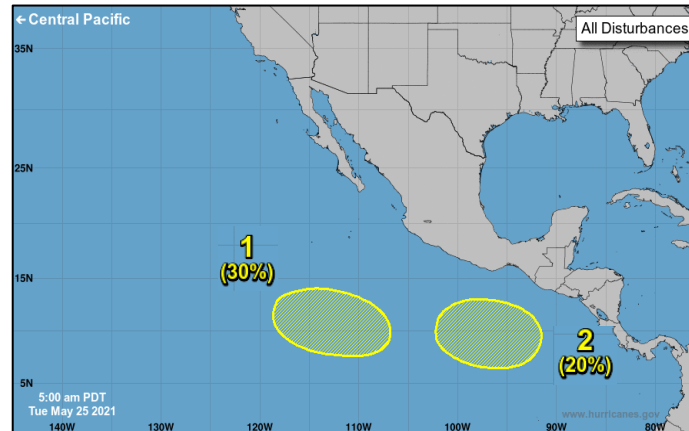
FEMA

Tropical Outlook – Five Day

Central Pacific



Eastern Pacific



Atlantic



Disturbance 1 (as of 8:00 a.m. ET)

- Expected to form several hundred miles **SW** of coast of Mexico later this week
- Moving W to WNW
- 48-hour formation chance: Low (near 0%)
- 5-day formation chance: Low (30%)

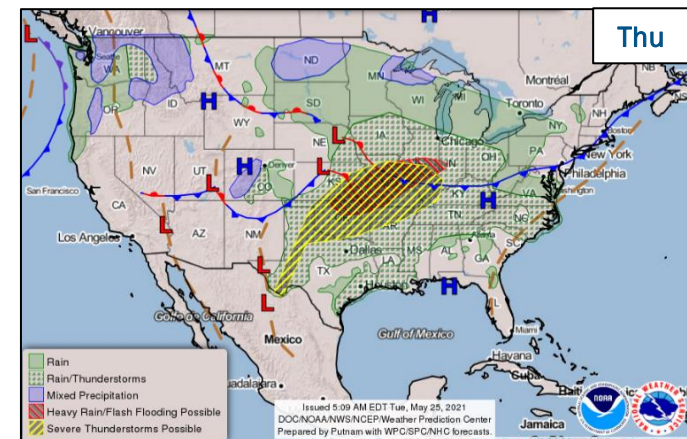
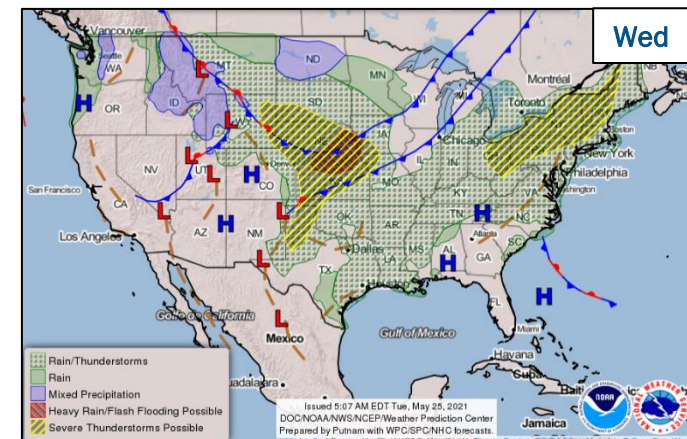
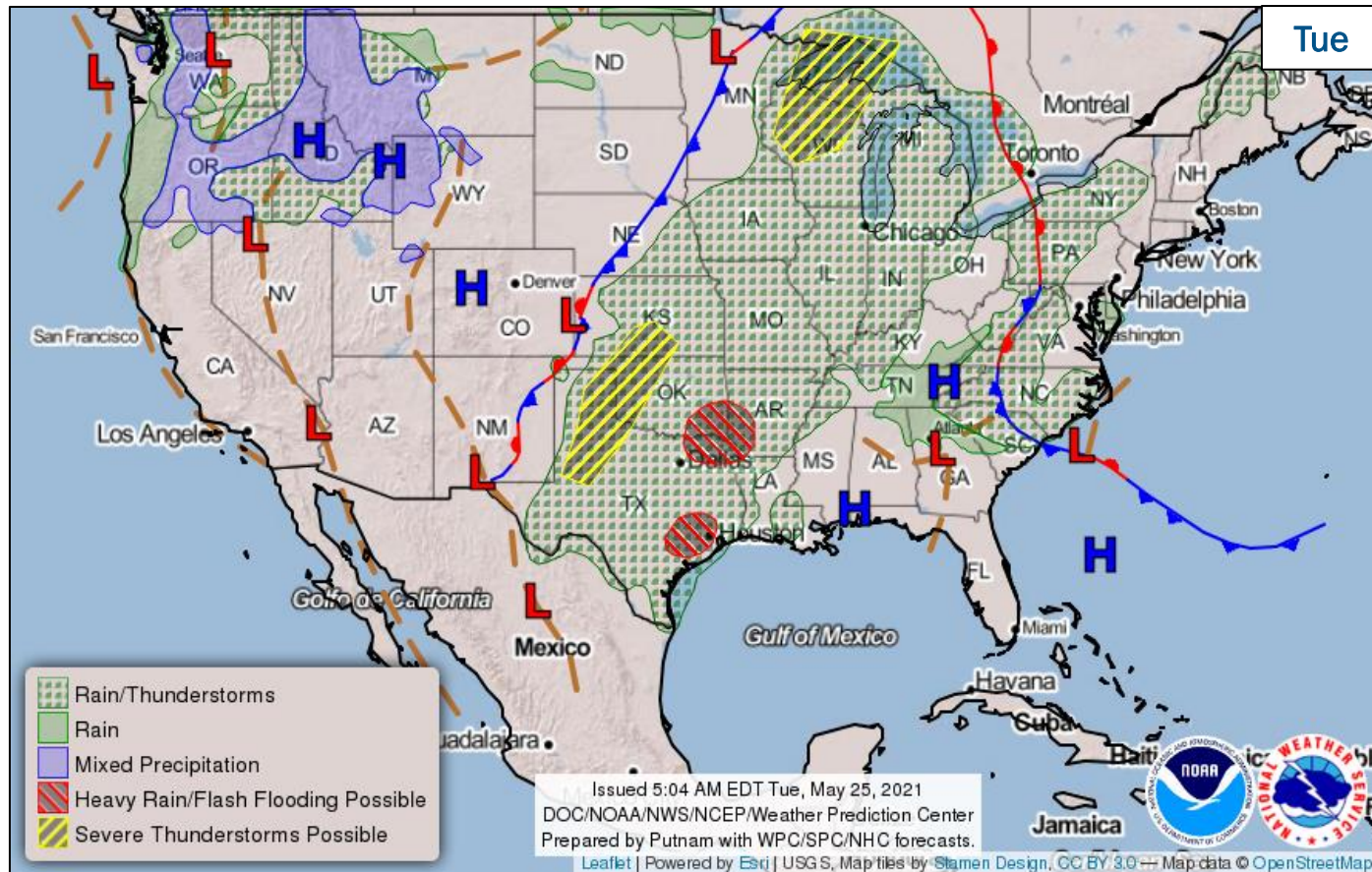
Disturbance 2 (as of 8:00 a.m. ET)

- Expected to form several hundred miles **S** of coasts of Guatemala and southern Mexico by the weekend
- Moving W at 5-10 mph
- 48-hour formation chance: Low (near 0%)
- 5-day formation chance: Low (20%)



FEMA

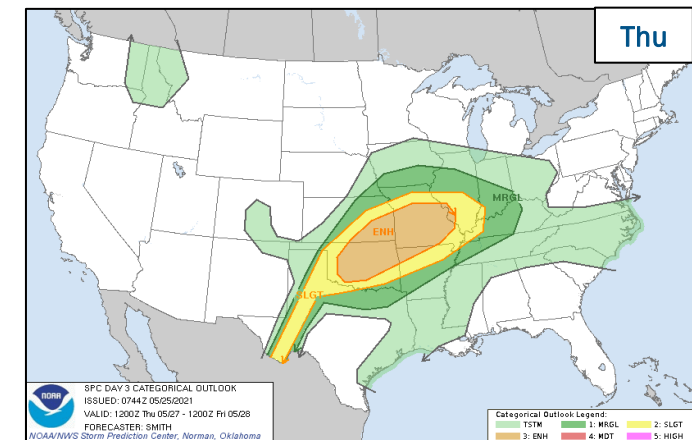
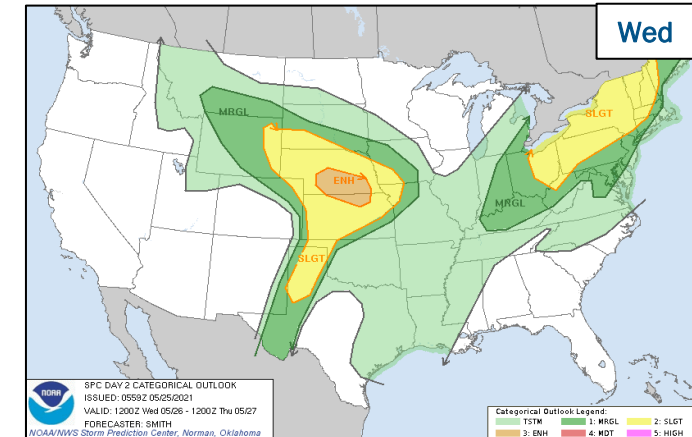
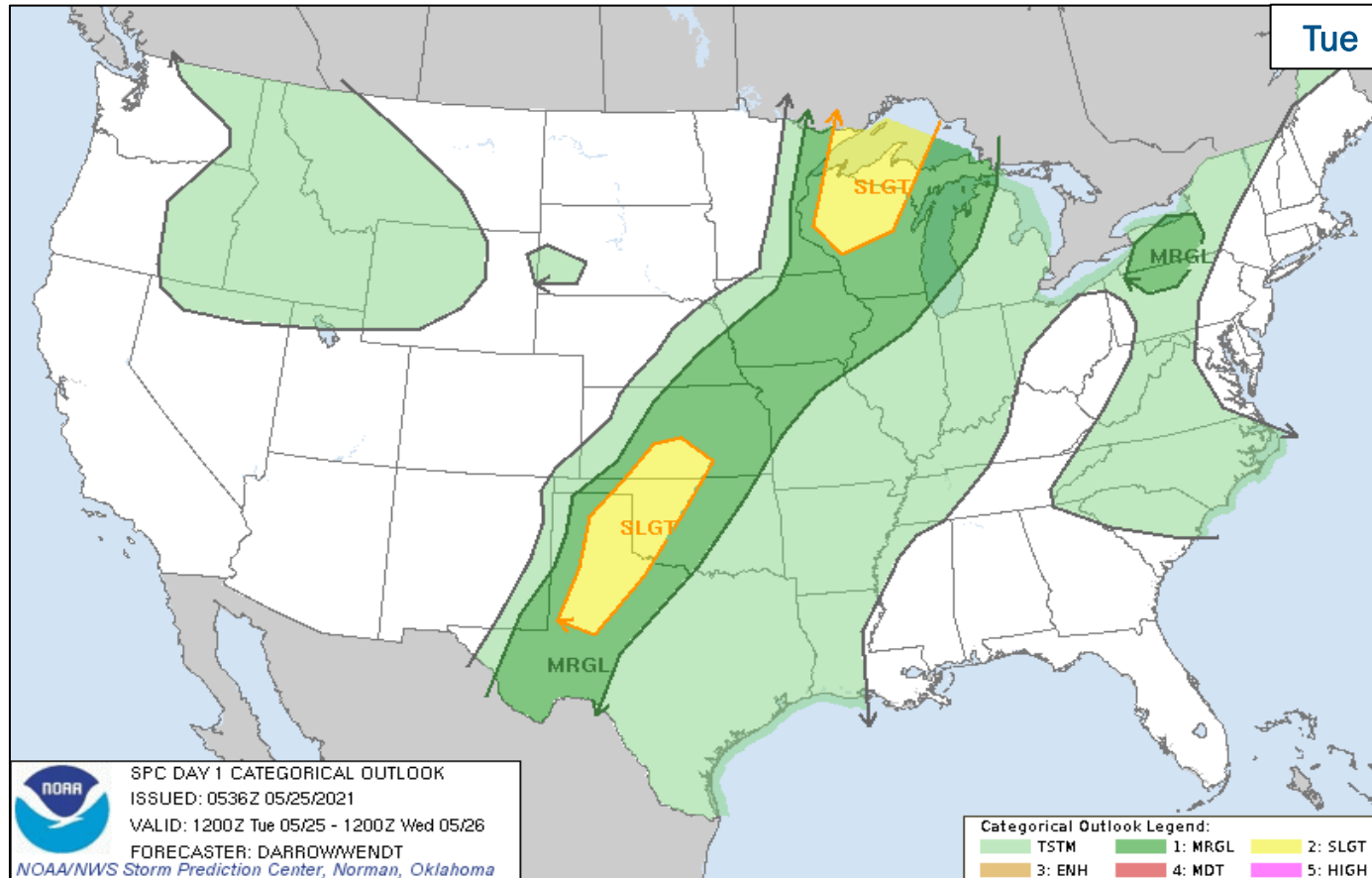
National Weather Forecast



FEMA

National Watch Center

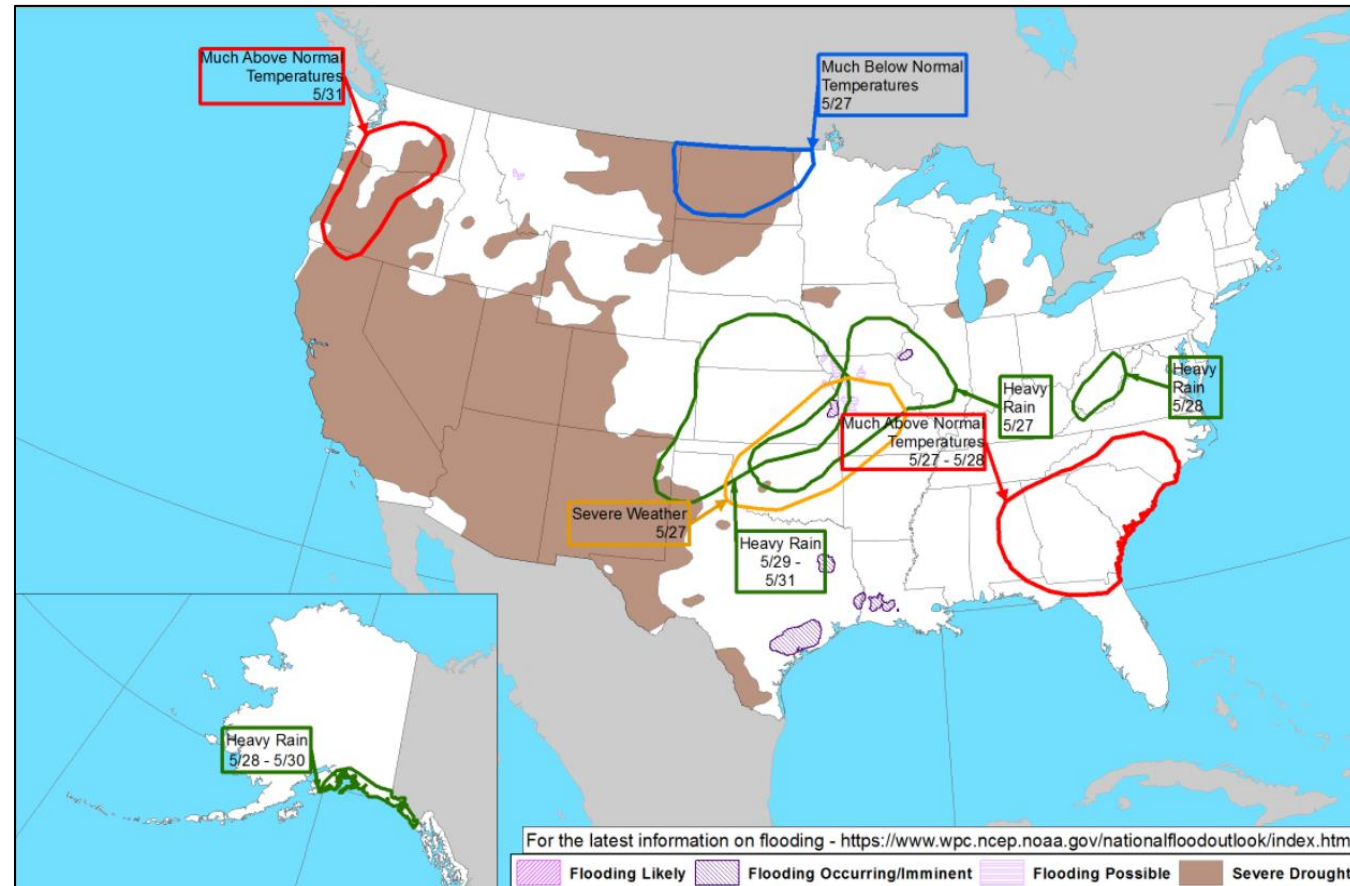
Severe Weather Outlook



FEMA

National Watch Center

Hazards Outlook – May 27-31



FEMA

Joint Preliminary Damage Assessments

Region	State / Location	Event	IA	Number of Counties		Start – End
			PA	Requested	Complete	
VI	AR	Severe Winter Weather Feb 10-20	IA	0	0	N/A
			PA	17	8	4/20 – TBD
	AR	Severe Weather, Tornadoes, and Flooding Apr 28-29	IA	0	0	N/A
			PA	13	0	5/19 – TBD



FEMA

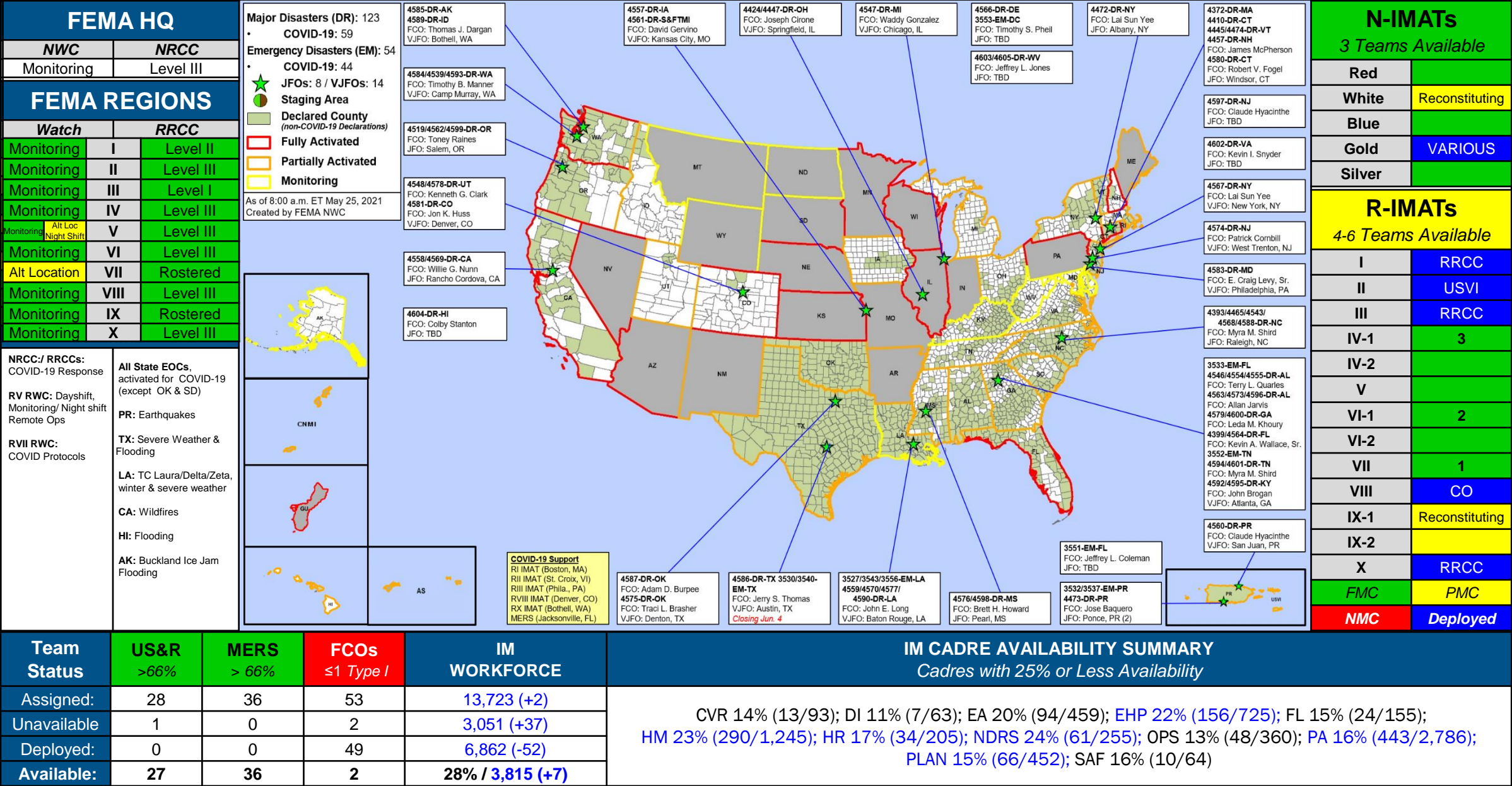
Declaration Requests in Process – 2

State / Tribe / Territory – Incident Description	Type	IA	PA	HM	Requested
WY – Severe Winter Storm and Snowstorm	DR		X	X	5/7
TX – Hurricane Hanna – Appeal	DR		X	X	5/12



FEMA

FEMA Common Operating Picture



Public Assistance Grant Program

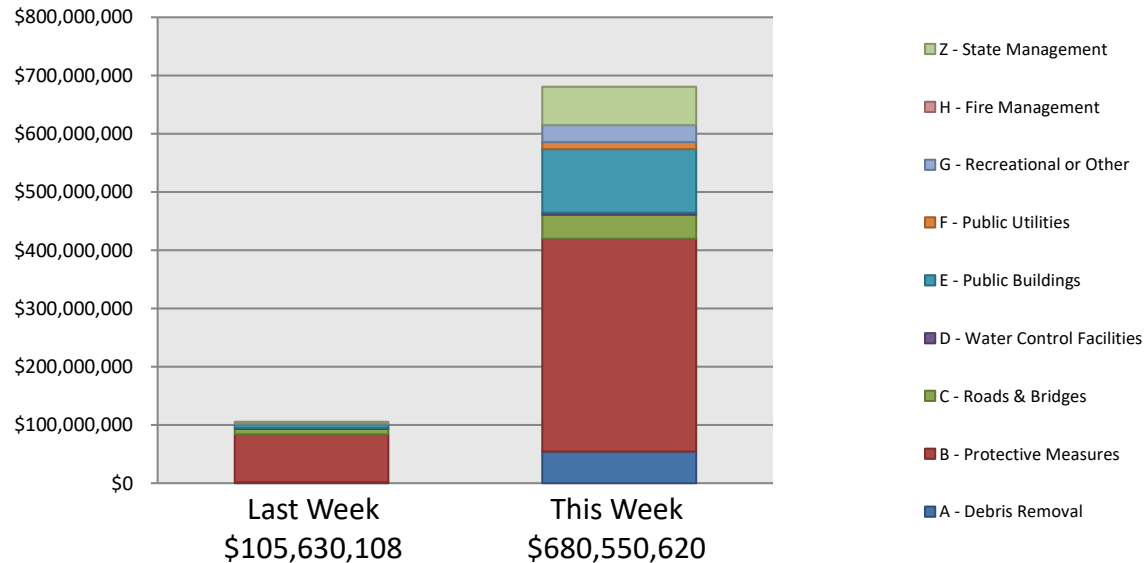
PA Project Worksheets Obligated

in past week, as of 05/24/2021 at 1500 ET

	Emergency Work		Permanent Work							
PA Category	A - Debris Removal	B - Protective Measures	C - Roads & Bridges	D - Water Control Facilities	E - Public Buildings	F - Public Utilities	G - Recreational or Other	H - Fire Management	Z - State Management	Total
Number Of PWs Obligated	64	226	111	5	105	27	56	0	61	655
Federal Share Obligated	\$54,423,495	\$365,645,976	\$40,820,419	\$3,479,657	\$109,465,324	\$11,838,773	\$28,956,536	\$0	\$65,920,440.28	\$680,550,620.03

Public Assistance Obligated per Category

05/10/2021 through 05/24/2021



COVID-19 Obligated

as of 05/24/21

- Total Public Assistance Obligated: \$24,004,425,050.00

This Week's PA Highlights

- In 4486-FL
 - \$98 Million obligated for Category B – Protective Measures
- In 4496-MA
 - \$64 Million obligated for Category B – Protective Measures
- In 4488-NJ
 - \$29 Million obligated for Category Z – State Management



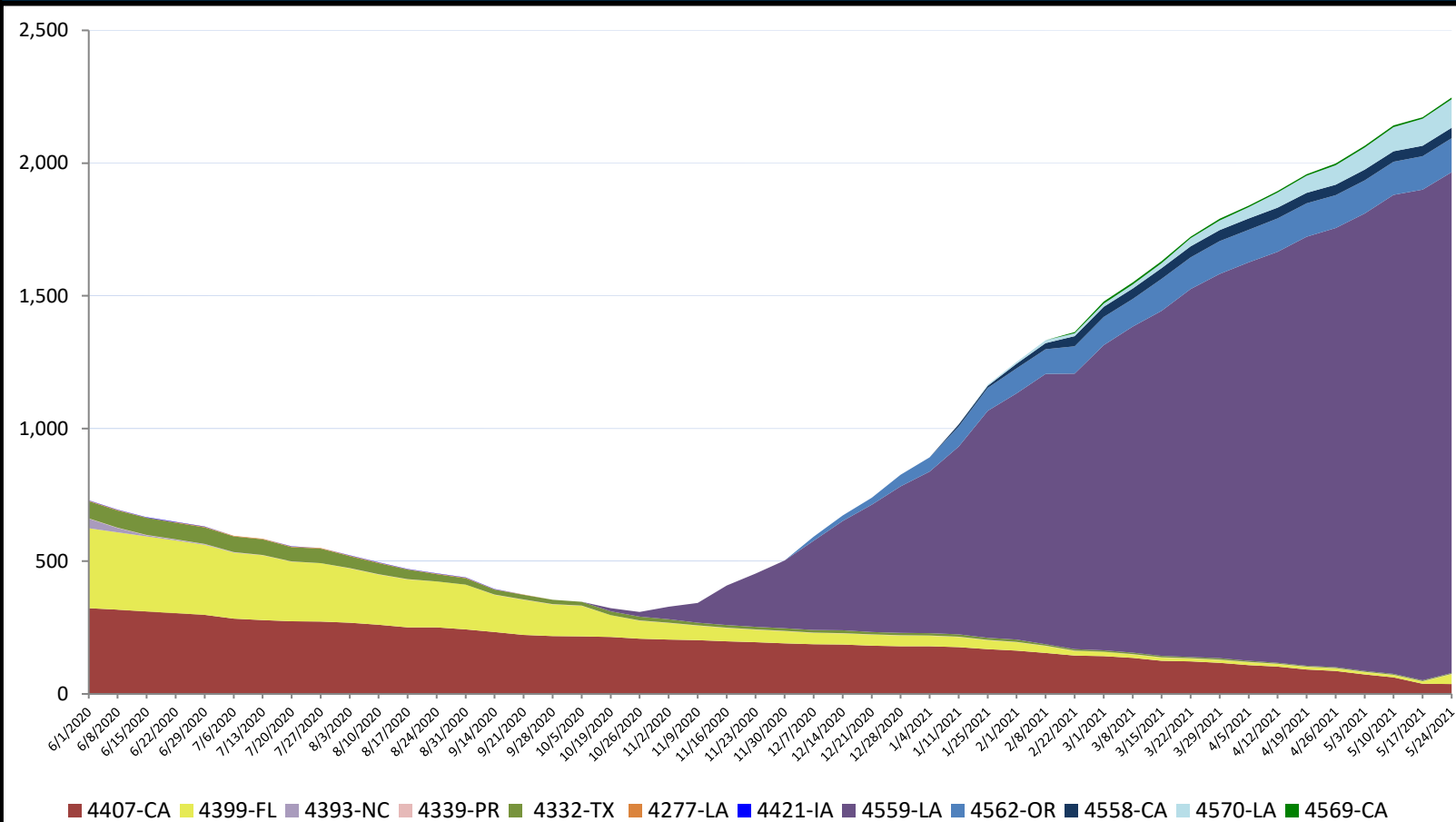
FEMA

National Watch Center

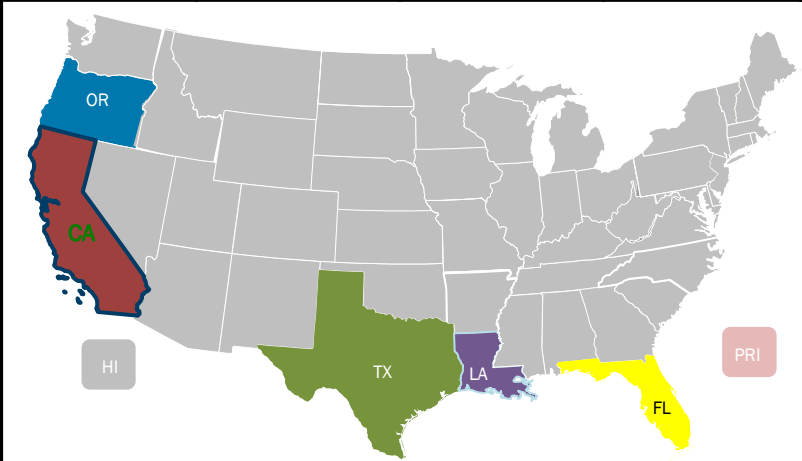
Direct Housing

Total Households in FEMA Direct Housing per State

Past Year per Week, 06/01/2020 – 05/24/2021. There are currently **2,247** Households Occupying **2,247** Temporary Units.



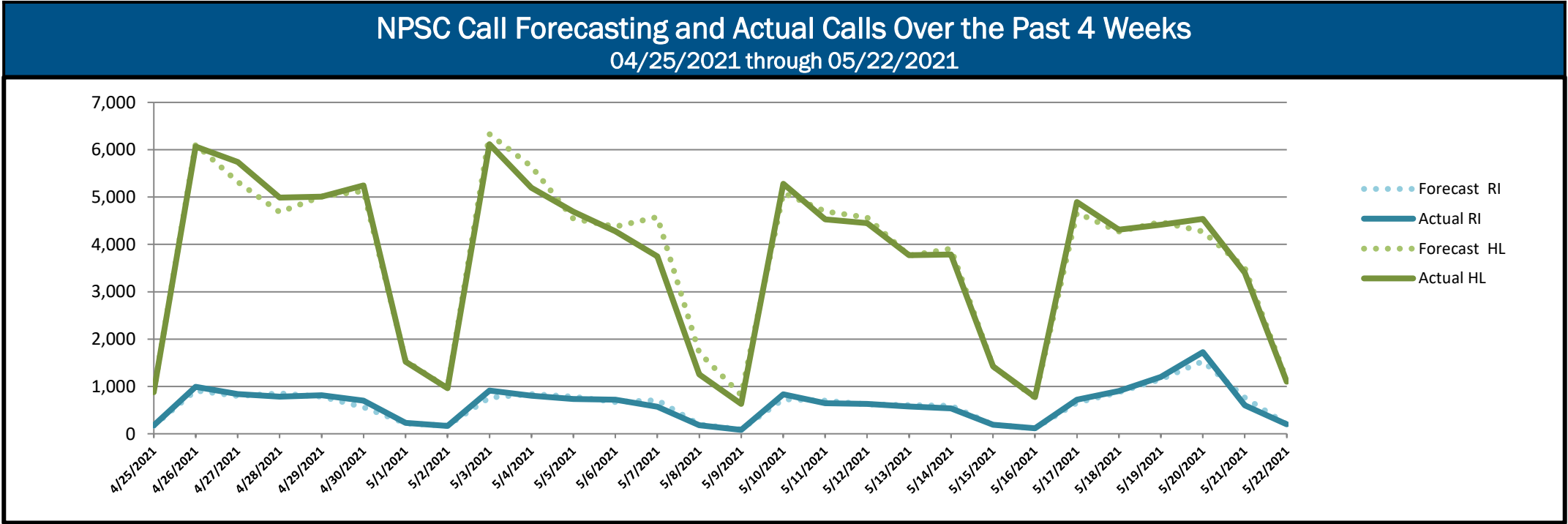
DR	IA Declaration Date	Program End Date	Current # of Households in Direct Housing (Weekly Change)
4570-LA	10/16/2020	4/16/2022	108 (+6)
4569-CA	10/16/2020	4/16/2022	6 (0)
4562-OR	9/15/2020	3/15/2022	128 (+2)
4559-LA	8/28/2020	2/28/2022	1888 (+39)
4558-CA	8/22/2020	2/22/2022	39 (0)
4407-CA	11/12/2018	5/12/2020	37 (-1)
4399-FL	10/11/2018	4/11/2020	9 (0)
4339-PR	9/20/2017	9/20/2019	1 (0)
4332-TX	8/25/2017	8/25/2019	3 (0)



States with Currently Occupied Units

NPSC Call Activity

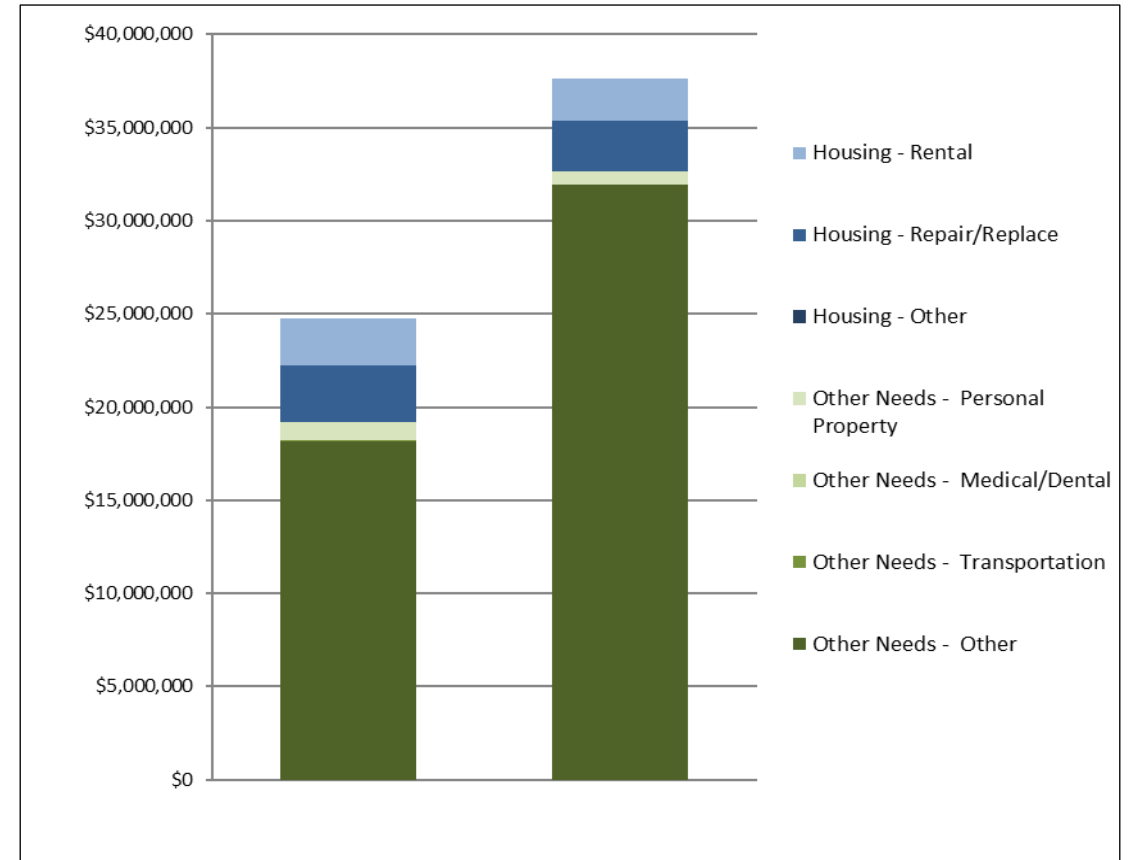
NPSC Call Activity in the Past Week		
05/16/2021 through 05/22/2021		
Call Type	Projected Calls	Actual Calls
Registration Intake:	5,293	5,473
Helpline:	23,086	23,433
Combined:	28,379	28,906



Individual Assistance Activity

	4596-AL Declared 04-26-2021 End Of Reg Period 06-25-2021				
Open Registration Period	Housing Assistance	30	\$98,934.82	171	\$832,677.28
	Other Needs Assistance	17	\$22,380.18	78	\$185,975.39
	Total IHP	\$121,315.00		\$1,018,652.67	
	Average IHP			\$5,628	
	Total Max Grants			HA	ONA
				3	0
	4601-TN Declared 05-08-2021 End Of Reg Period 07-07-2021				
Open Registration Period	Housing Assistance	71	\$233,866.80	203	\$656,301.87
	Other Needs Assistance	6	\$8,065.68	14	\$35,654.22
	Total IHP	\$241,932.48		\$691,956.09	
	Average IHP			\$3,375	
	Total Max Grants			HA	ONA
				0	0
	4605-WV Declared 05-20-2021 End Of Reg Period 07-19-2021				
Open Registration Period	Housing Assistance	2	\$16,240.67	2	\$16,240.67
	Other Needs Assistance	0	\$0.00	0	\$0.00
	Total IHP	\$16,240.67		\$16,240.67	
	Average IHP			\$8,120	
	Total Max Grants			HA	ONA
				0	0
Other IHP Active	17 Declarations IHP Programmatically Open - Closed Registration *				
	Housing Assistance	199	\$870,874.39		
	Other Needs Assistance	73	\$105,917.11		
	Total IHP	\$976,791.50			
	Total IHP Approved in Past Week	\$37,618,236.25			

IHP Approved per Category in the Past
2 Weeks – 05/10/2021 through 05/24/2021



FEMA

National Watch Center



FEMA

Helping people before, during, and after disasters.

[Click here to subscribe to this briefing.](#)