

FEMA National Watch Center

Daily Operations Briefing

Tuesday, June 8, 2021

8:30 a.m. ET



FEMA

National Current Ops / Monitoring

New Significant Incidents / Ongoing Ops

- COVID-19

Hazard Monitoring

- Severe thunderstorms possible – Northern/Central Plains
- Heavy rainfall/flash flooding possible – Lower Mississippi to Ohio Valley
- Critical fire weather – NV, UT, CO, WY, and AZ
- Tropical Activity:
 - Atlantic: Disturbance 1: Low 30%
 - Eastern Pacific: Disturbance 1: Low 0%; Disturbance 2: Medium 40%

Disaster Declaration Activity

- Amendment #4 to FEMA-4595-KY

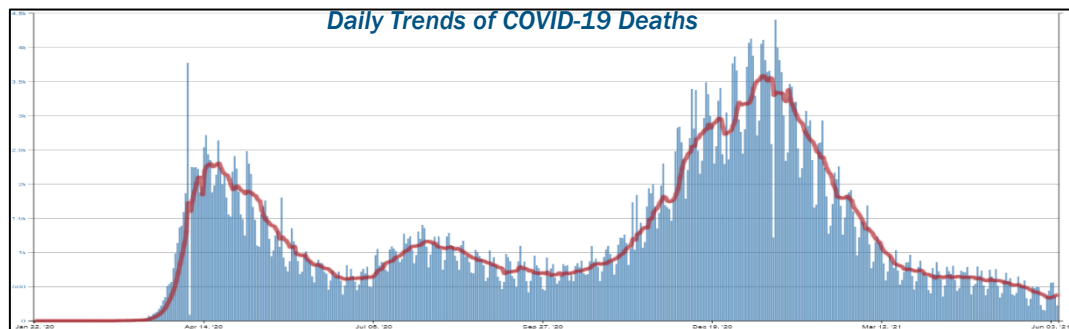
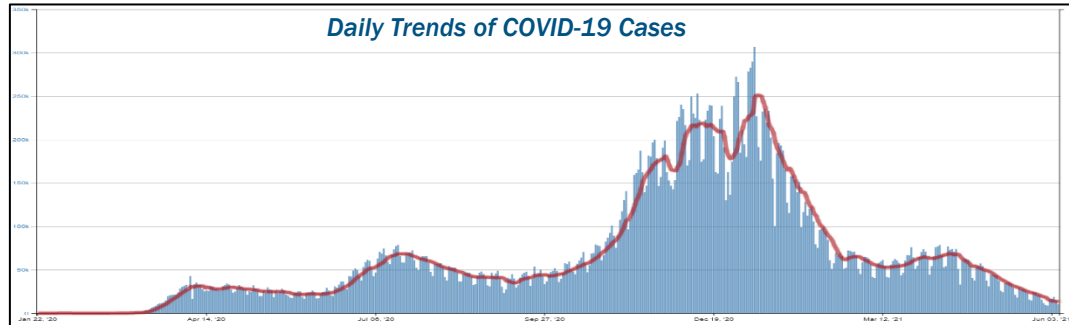
Event Monitoring

- None



FEMA

COVID-19 Weekly Update *(CDC data, as of Jun 7)*

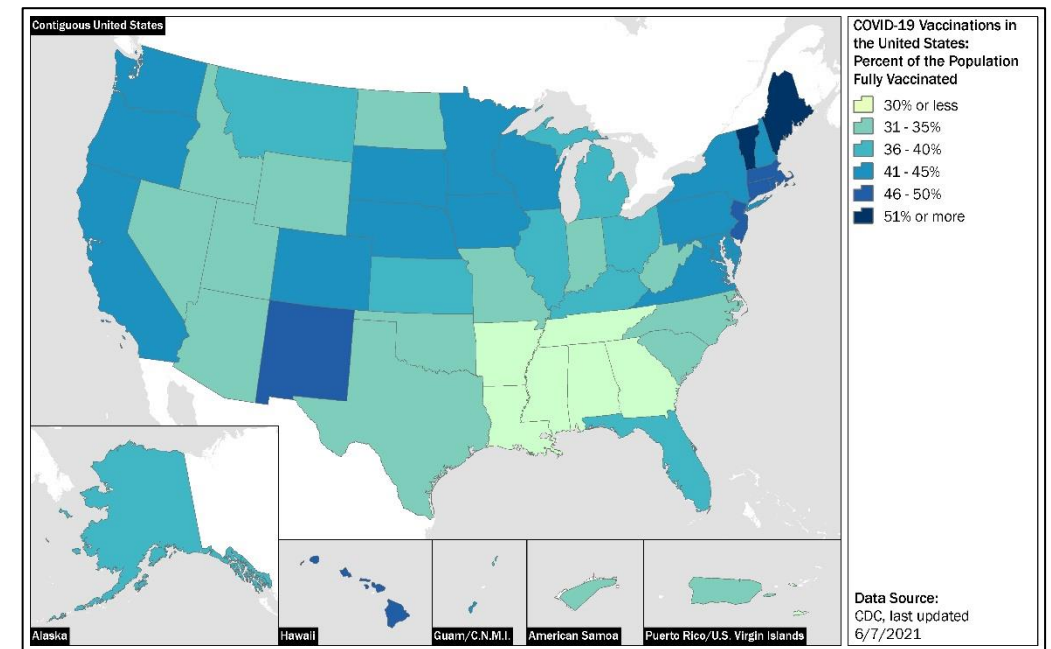


Key Updates:

- U.S. COVID-19 totals:
 - Confirmed Cases: **33,193,680 (+114,137)**
 - Confirmed Deaths: **594,802 (+3,537)**
- Public Assistance obligated for COVID-19 Response: **\$27 (+3b) billion**
- FEMA NRCC activated to Level III in support of COVID-19 operations

Key Updates:

- Total Doses:
 - Administered: **302,851,917 (+8,023,067)**
 - People Fully Vaccinated: **139,748,661 (+4,661,342)**
- Federally-Supported Sites (CVCs): **1,672 (+39)** *(FEMA COVID-19 Vaccination Support SLB as of Jun 7, 2021, 6:00 p.m. ET)*




FEMA

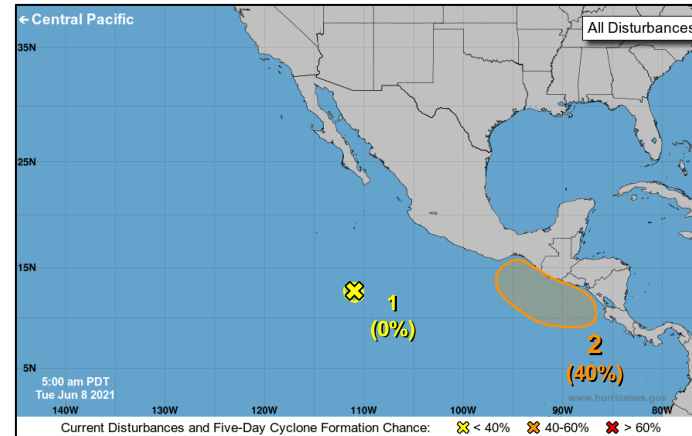
National Watch Center

Tropical Outlook – Five Day

Central Pacific



Eastern Pacific



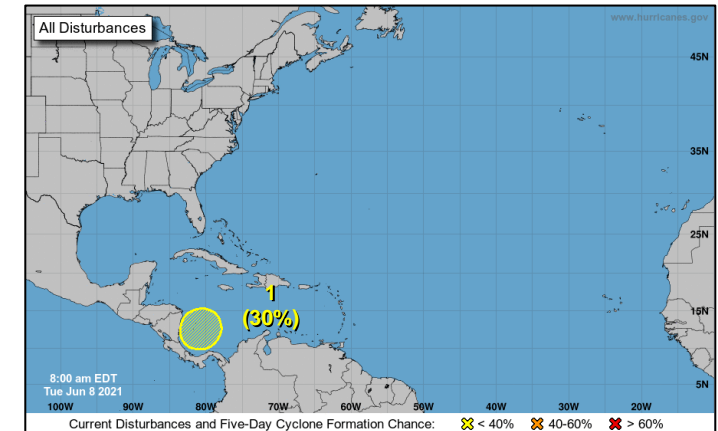
Disturbance 1 (as of 8:00 a.m. ET)

- Located 700 miles S of Baja California
- Moving WSW
- Significant development is not expected
- 48-hour formation chance: Low (0%)
- 5-day formation chance: Low (0%)

Disturbance 2 (as of 8:00 a.m. ET)

- A couple hundred miles S of the coasts of southern Mexico, El Salvador, and Guatemala in a few days
- A tropical depression could form by the end of the week
- 48-hour formation chance: Low (near 0%)
- 5-day formation chance: Medium (40%)

Atlantic



Disturbance 1 (as of 8:00 a.m. ET)

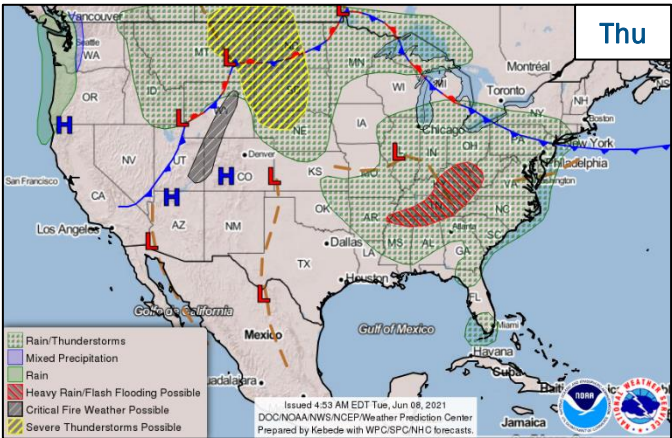
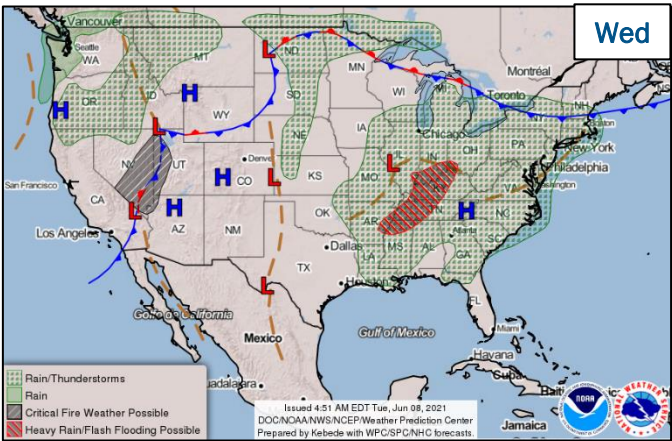
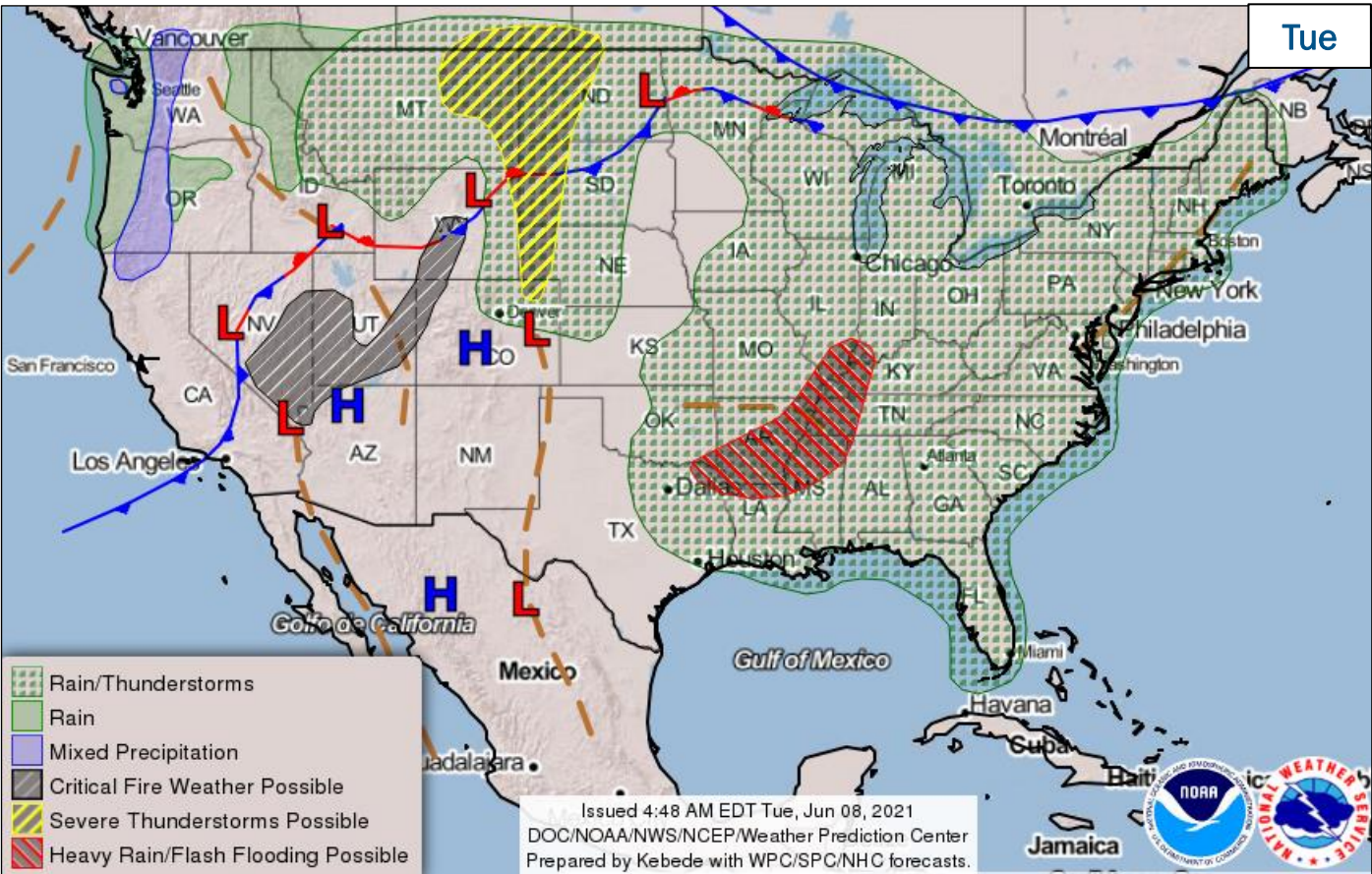
- Expected to develop over the SW Caribbean Sea during the next couple days
- Gradual development possible
- 48-hour formation chance: Low (near 0%)
- 5-day formation chance: Low (30%)



FEMA

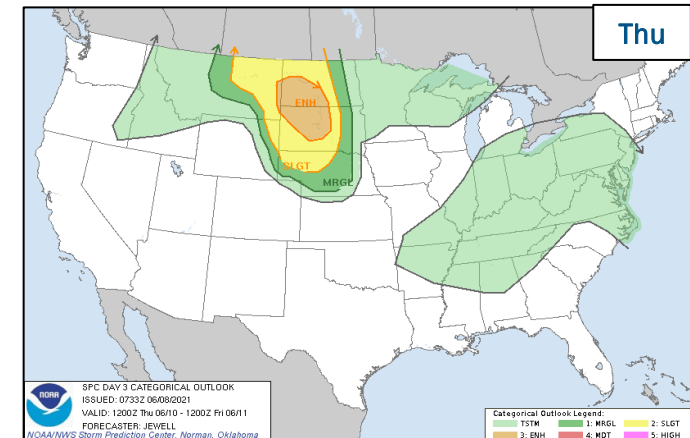
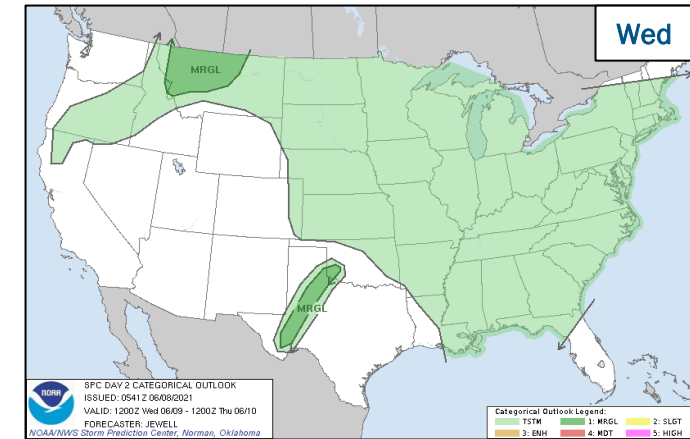
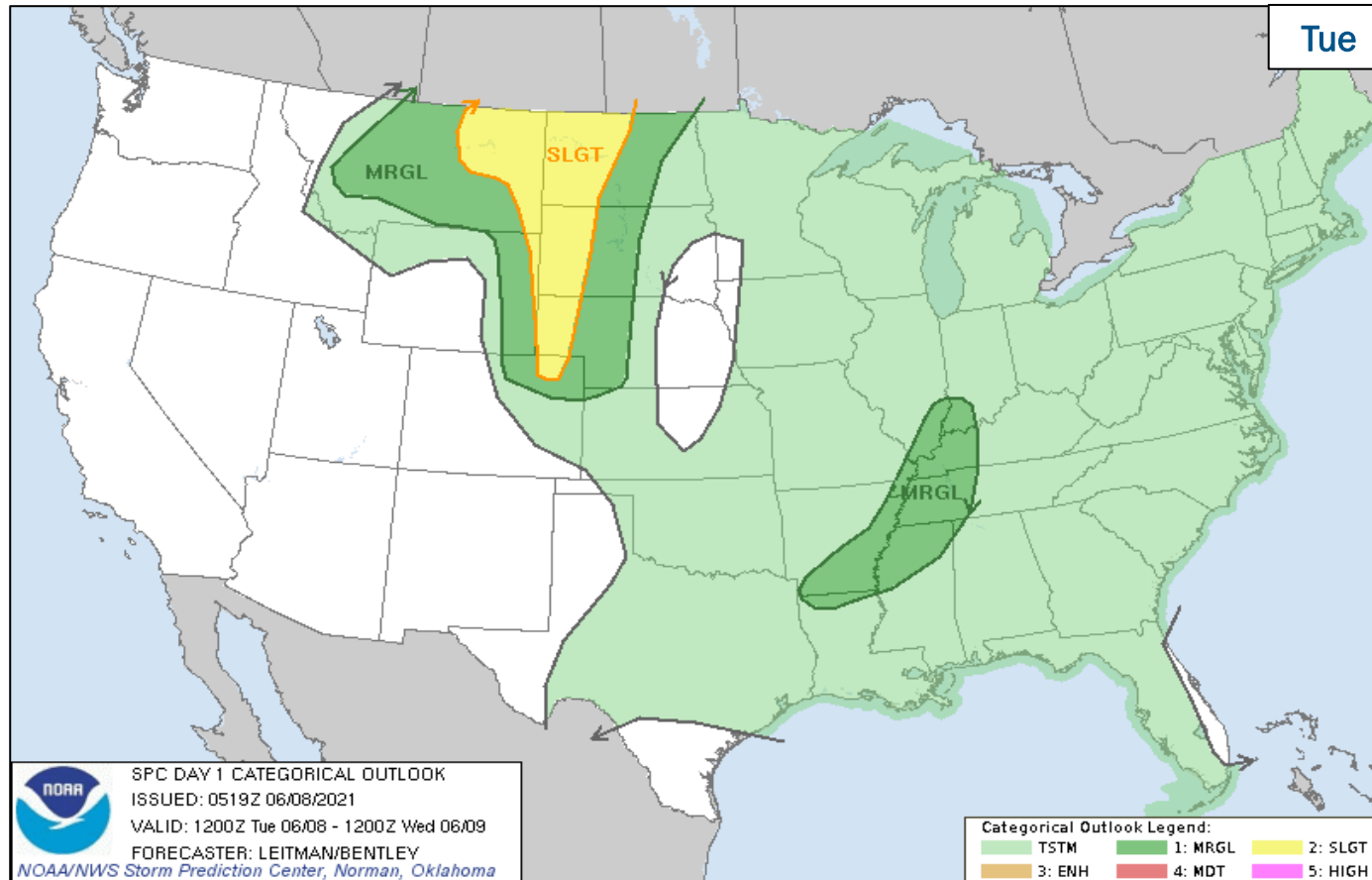
National Watch Center

National Weather Forecast



FEMA

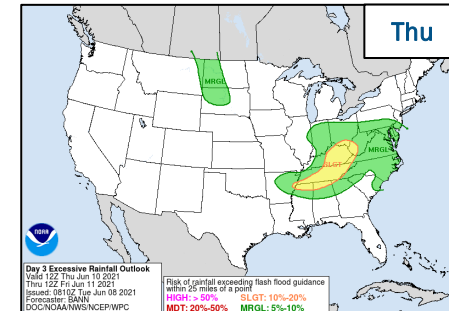
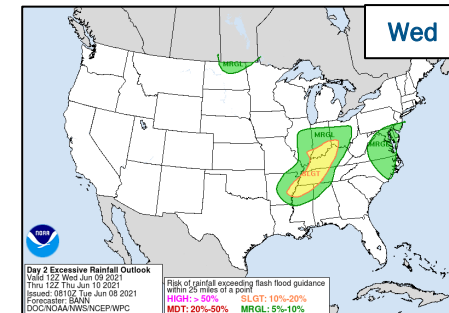
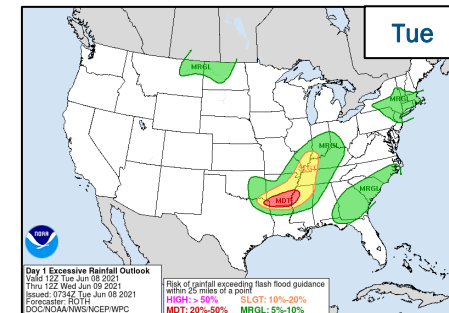
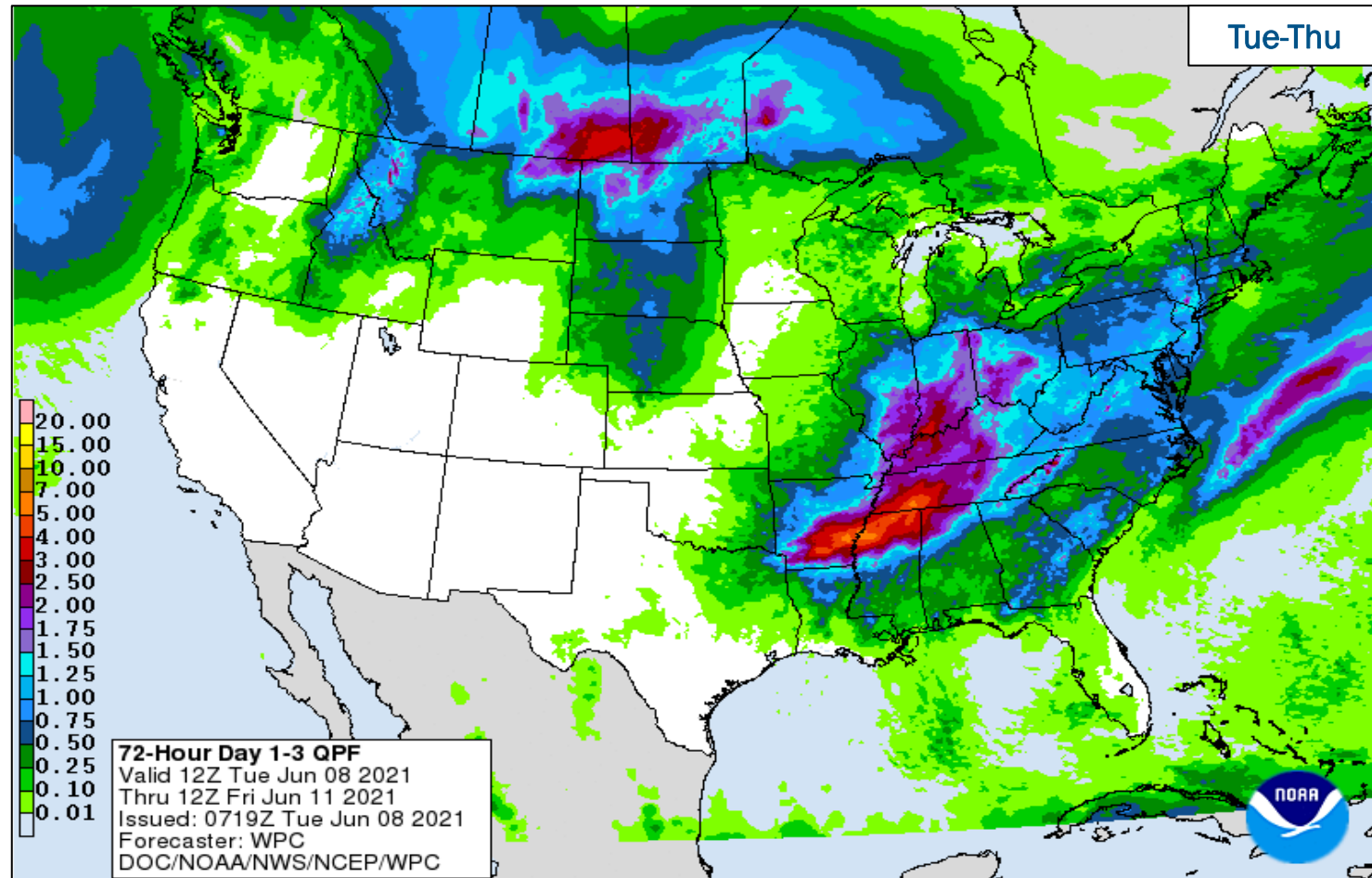
Severe Weather Outlook



FEMA

National Watch Center

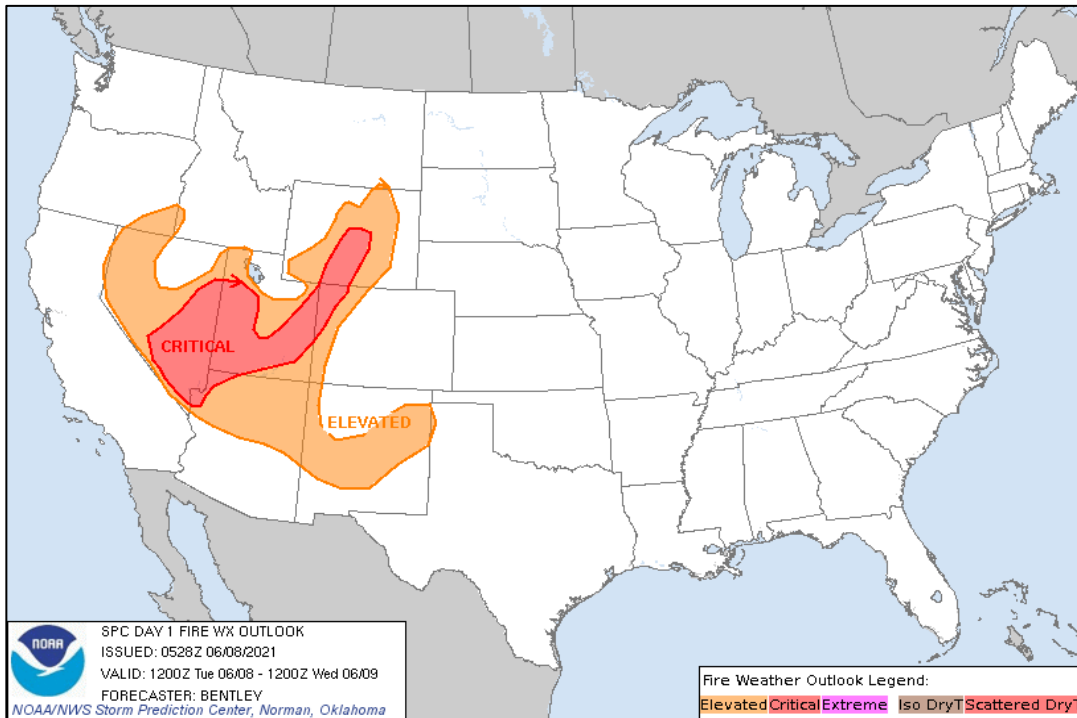
Precipitation & Excessive Rainfall



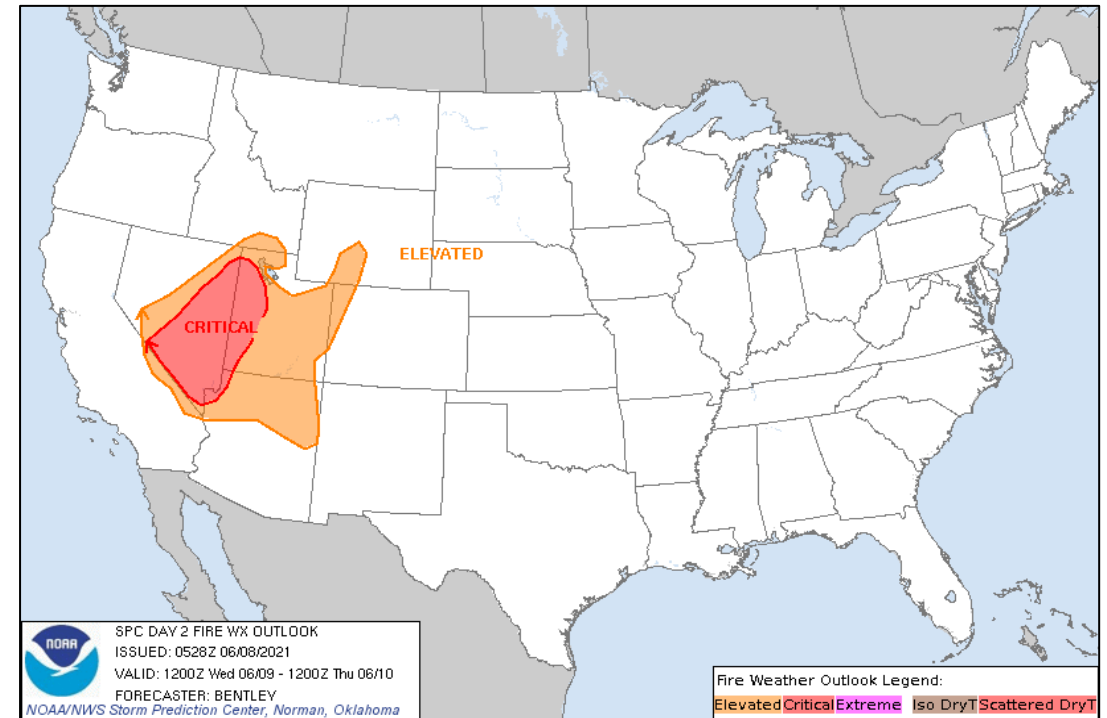
FEMA

National Watch Center

Fire Weather Outlook



Today



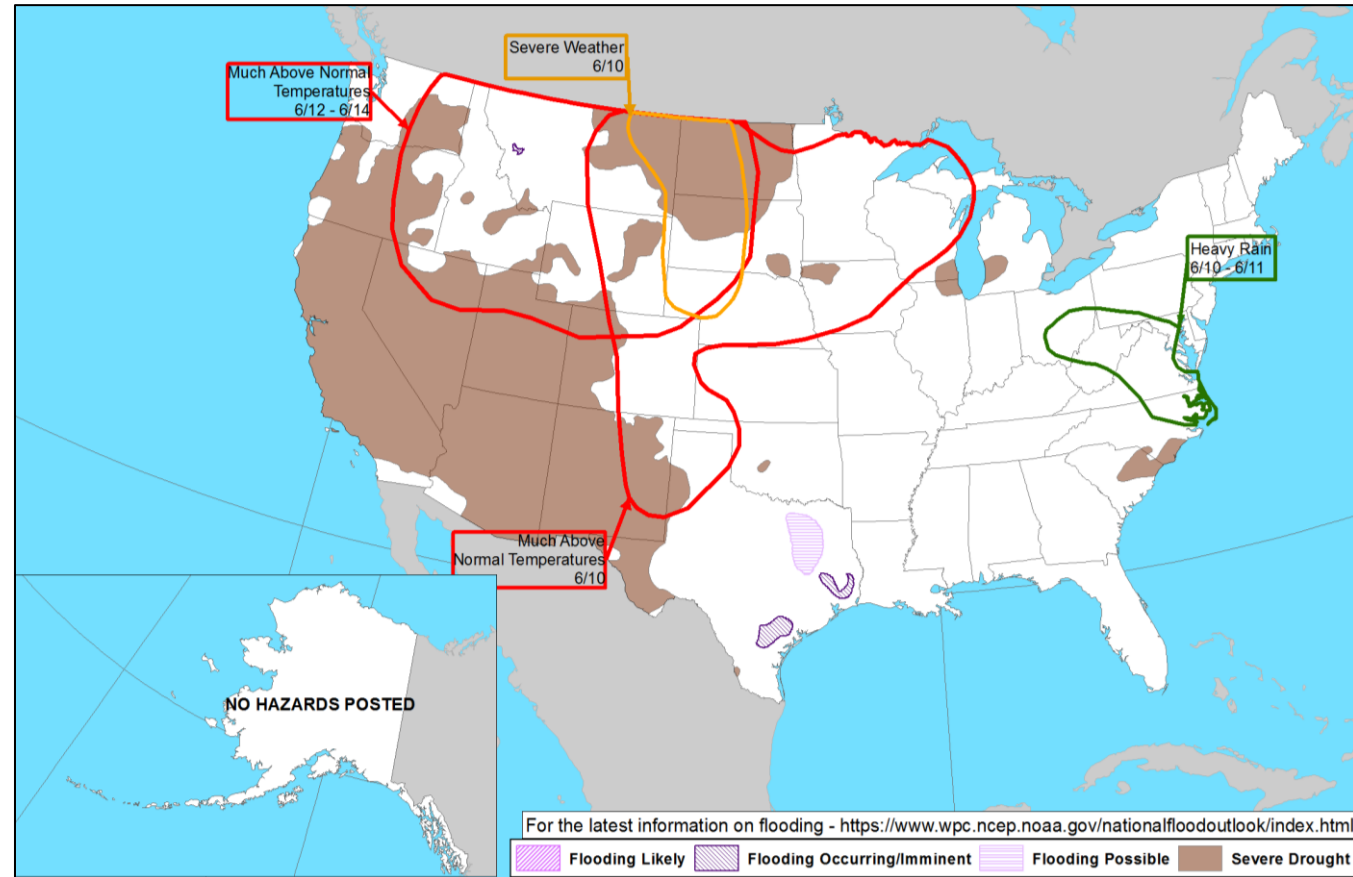
Tomorrow



FEMA

National Watch Center

Hazards Outlook – Jun 10-14



FEMA

Wildfire Summary

Fire Name (County, ST)	FMAG #	Acres Burned	Percent Contained	Evacuations	Structures (Homes / Other)			Fatalities / Injuries
					Threatened	Damaged	Destroyed	
Mammoth (Garfield County, UT)	5388	699 (+133)	0%	M: 250	H: 250	H: 0	H: 0	0 / 0
				V: 0	O: 0	O: 0	O: 1	
Telegraph (Pinal & Gila Counties, AZ)	5389	61,211 (+20,102)	0%	M: 4,150 (+3,950)	H: 3,500 (+2,000)	H: 0	H: 0	0 / 1
				V: 0	O: 140 (+40)	O: 0	O: 0	



FEMA

(Evacuations: M = Mandatory / V = Voluntary; Structures: H = Homes and Mixed Commercial/Residential / O = Non-residential Commercial/Other Minor Structures)

National Watch Center

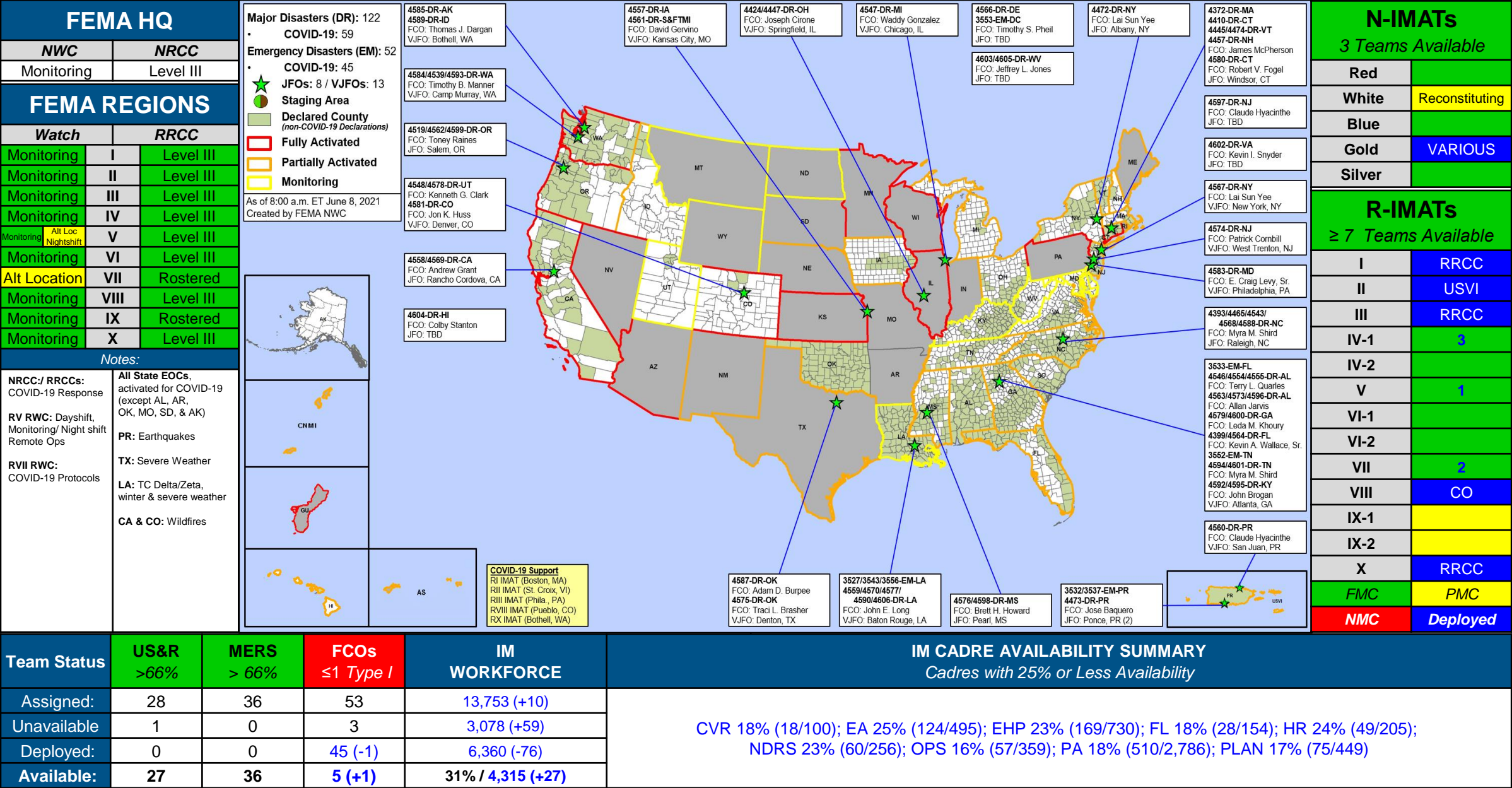
Declaration Amendments

Declaration	Number	Issued	Action
FEMA-4595-DR-KY	4	June 7	Adds one county for Public Assistance (already designated for IA)



FEMA

FEMA Common Operating Picture



Public Assistance Grant Program

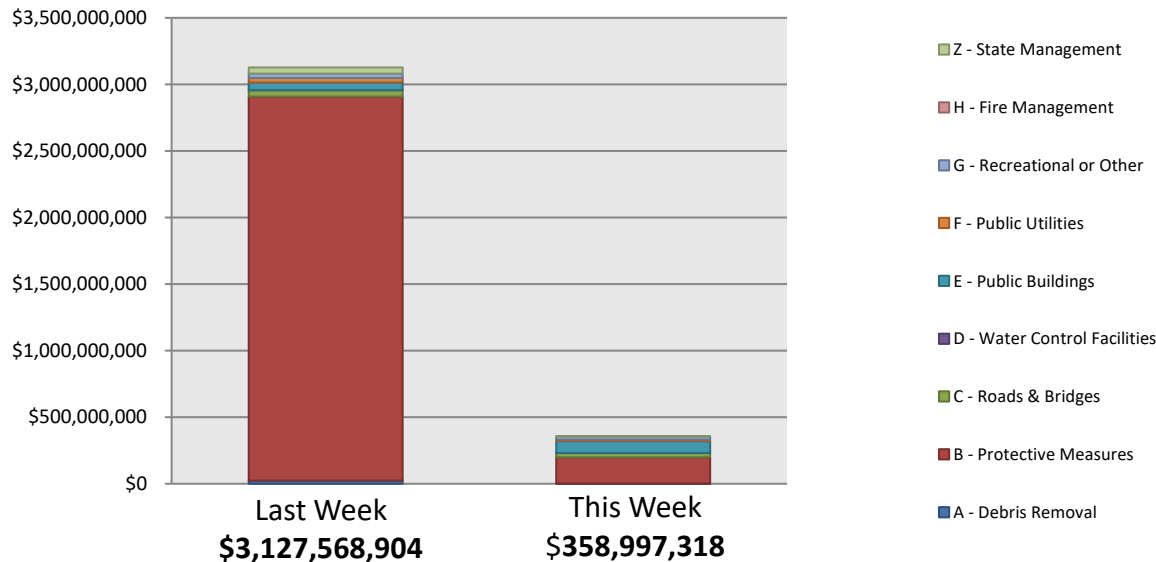
PA Project Worksheets Obligated

in past week, as of 06/07/2021 at 1500 ET

	Emergency Work		Permanent Work							
PA Category	A - Debris Removal	B - Protective Measures	C - Roads & Bridges	D - Water Control Facilities	E - Public Buildings	F - Public Utilities	G - Recreational or Other	H - Fire Management	Z - State Management	Total
Number Of PWs Obligated	38	303	70	7	90	25	56	0	69	658
Federal Share Obligated	\$3,352,403	\$197,730,038	\$29,877,243	\$1,208,920	\$87,322,948	\$13,099,497	\$23,012,526	\$0	\$3,393,742.75	\$358,997,318.40

Public Assistance Obligated per Category

05/24/2021 through 06/07/2021



COVID-19 Obligated

as of 06/07/21

- Total Public Assistance Obligated: \$26,985,231,764.00

This Week's PA Highlights

- In 4480-NY
 - \$82 Million obligated for Category B – Protective Measures
- In 4524-AZ
 - \$24 Million obligated for Category B – Protective Measures
- In 4494-MI
 - \$22 Million obligated for Category B – Protective Measures



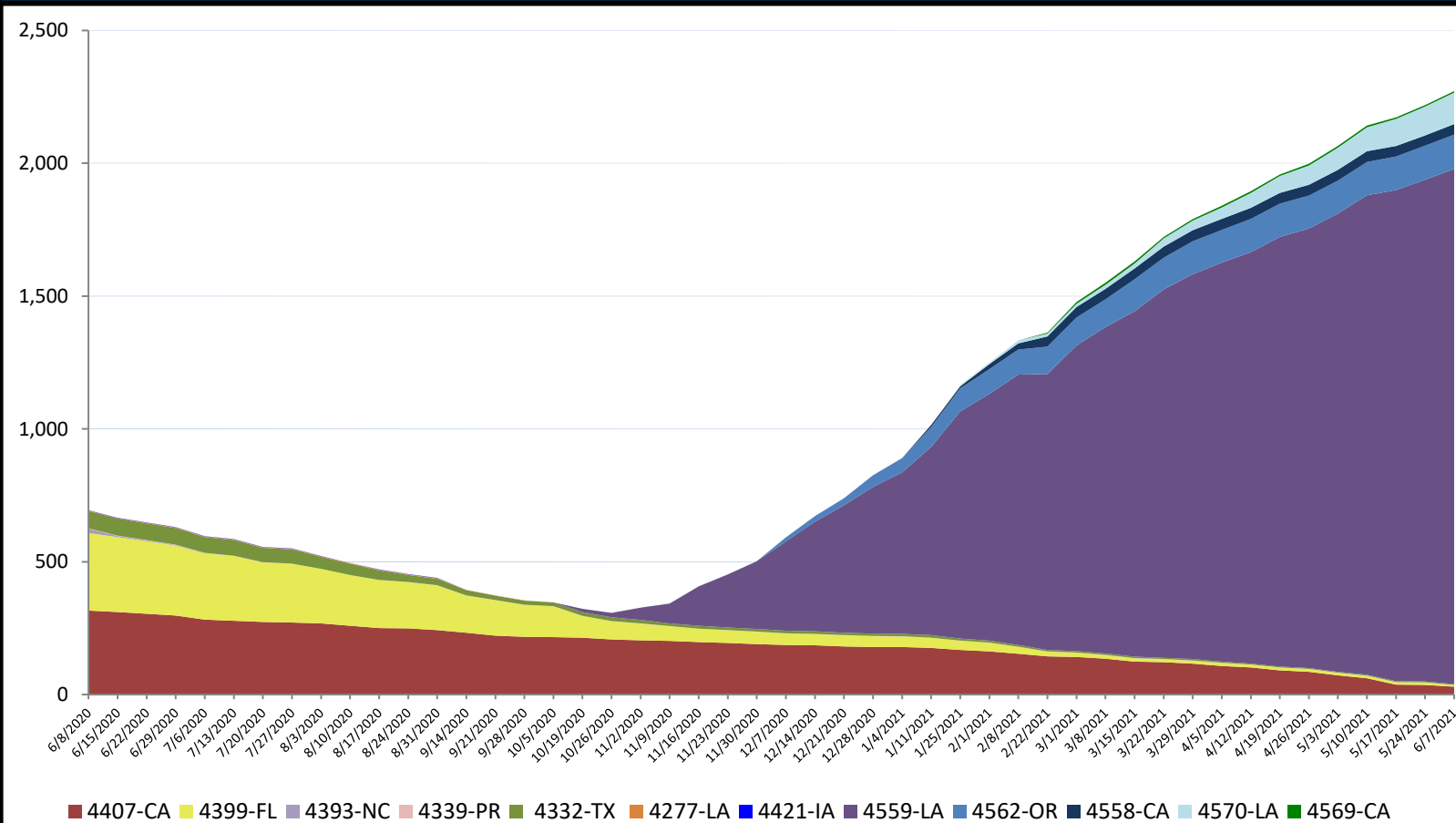
FEMA

National Watch Center

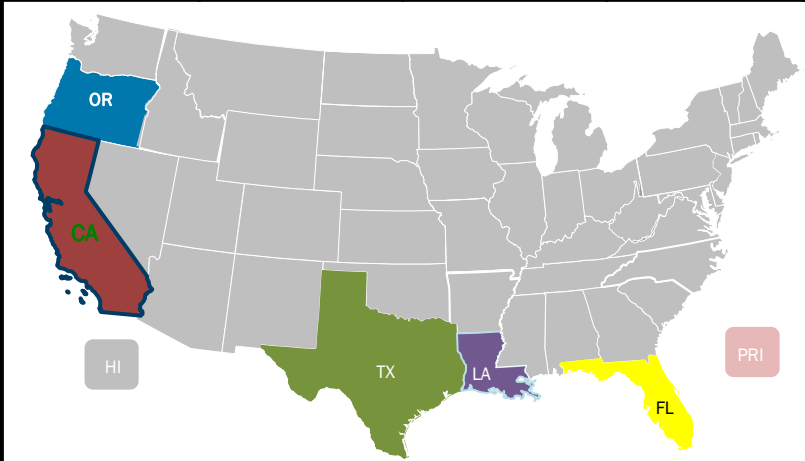
Direct Housing

Total Households in FEMA Direct Housing per State

Past Year per Week, 06/08/2020 – 06/07/2021. There are currently **2,272** Households Occupying **2,272** Temporary Units.



DR	IA Declaration Date	Program End Date	Current # of Households in Direct Housing (Weekly Change)
4570-LA	10/16/2020	4/16/2022	119 (+11)
4569-CA	10/16/2020	4/16/2022	6 (0)
4562-OR	9/15/2020	3/15/2022	129 (+1)
4559-LA	8/28/2020	2/28/2022	1939 (+51)
4558-CA	8/22/2020	2/22/2022	39 (0)
4407-CA	11/12/2018	5/12/2020	30 (-7)
4399-FL	10/11/2018	4/11/2020	6 (-3)
4339-PR	9/20/2017	9/20/2019	1 (0)
4332-TX	8/25/2017	8/25/2019	3 (0)

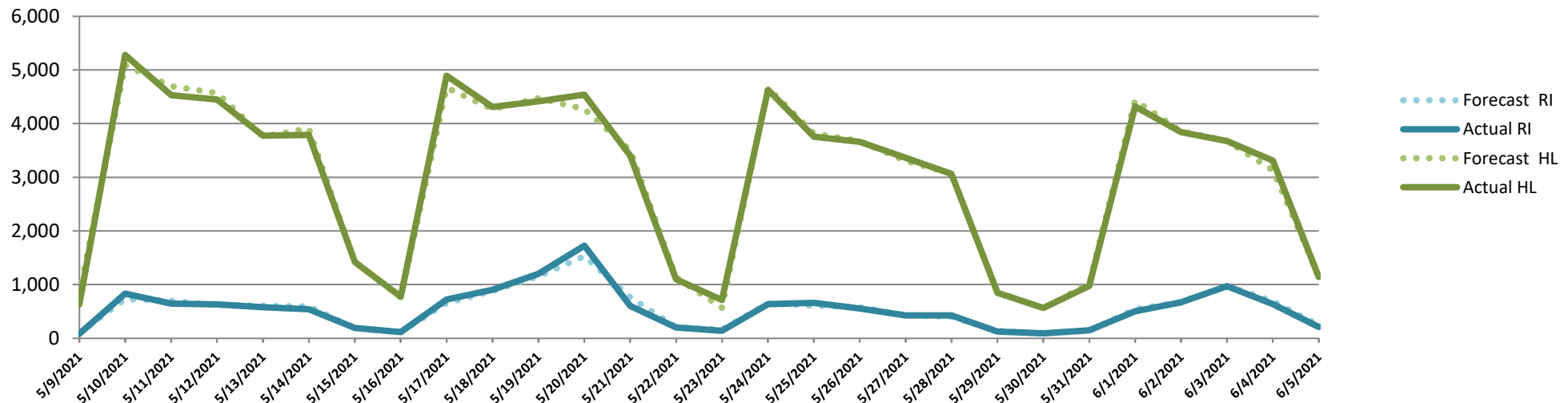


States with Currently Occupied Units

NPSC Call Activity

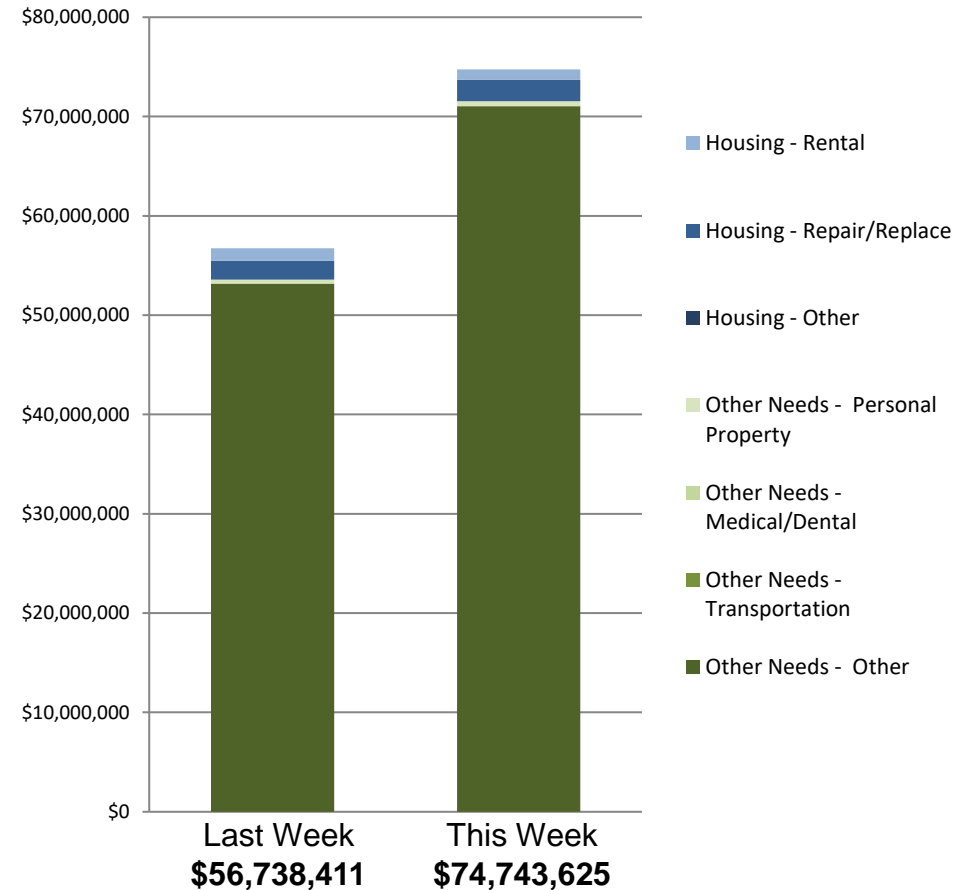
NPSC Call Activity in the Past Week 05/30/2021 through 06/05/2021		
Call Type	Projected Calls	Actual Calls
Registration Intake:	3,364	3,226
Helpline:	17,837	17,832
Combined:	21,201	21,058

NPSC Call Forecasting and Actual Calls Over the Past 4 Weeks
05/09/2021 through 06/05/2021



Individual Assistance Activity

IHP Approved per Category in the Past
2 Weeks – 05/24/2021 through 06/07/2021





FEMA

Helping people before, during, and after disasters.

[Click here to subscribe to this briefing.](#)