

FEMA National Watch Center

Daily Operations Briefing

Tuesday, July 13, 2021

8:30 a.m. ET



FEMA

National Current Ops / Monitoring

New Significant Incidents / Ongoing Ops

- None

Hazard Monitoring

- Heavy rain and flash flooding – Southwest; Great Lakes to Northeast
- Severe thunderstorms – Northern Plains; Great Lakes to Mid-Atlantic
- Tropical Activity:
 - Atlantic:
 - Disturbance 1: Low (10%)
 - Eastern Pacific:
 - Disturbance 1: High (80%)
 - Disturbance 2: High (70%)

Disaster Declaration Activity

- Amendment No. 1 to FEMA-3560-EM-FL

Event Monitoring

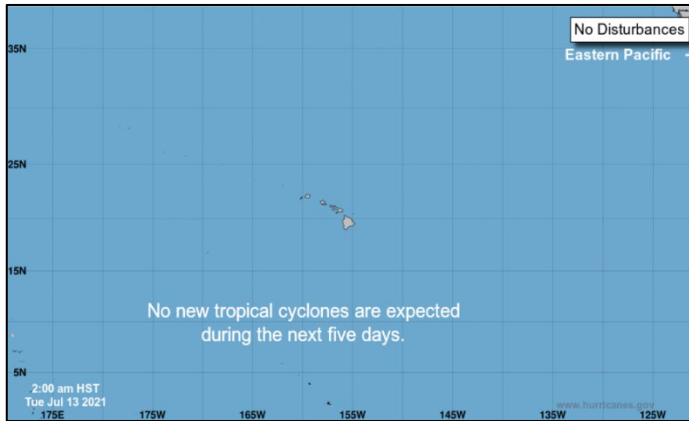
- None



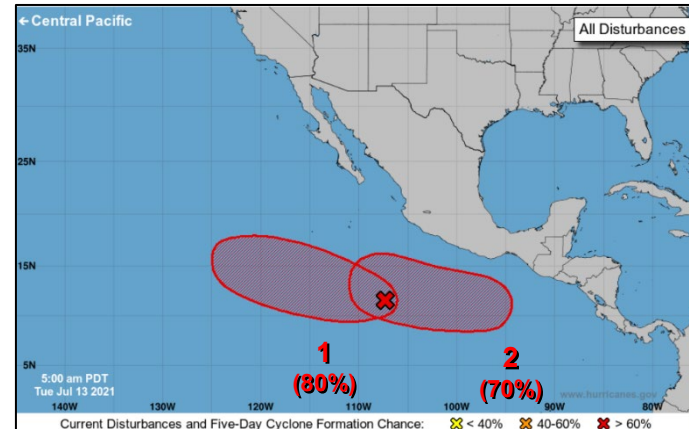
FEMA

Tropical Outlook – Five Day

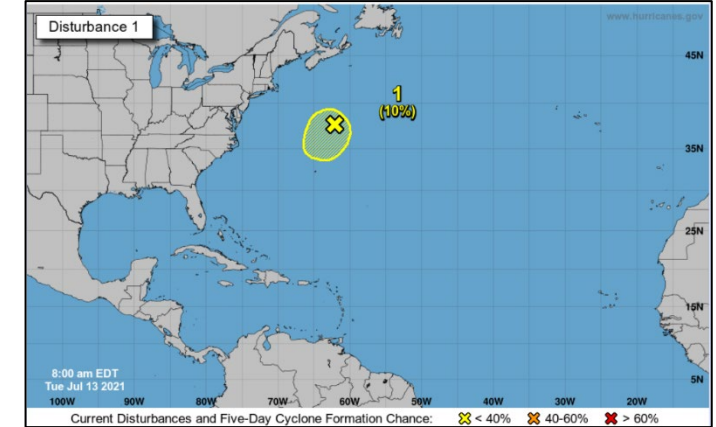
Central Pacific



Eastern Pacific



Atlantic



Disturbance 1 (as of 8:00 a.m. ET)

- 800 miles SSE of southern tip of Baja California peninsula, Mexico
- Moving W to WNW at 10-15 mph
- Tropical depression likely to form in a couple of days
- 48-hour formation chance: Medium (60%)
- 5-day Formation chance: High (80%)

Disturbance 2 (as of 8:00 a.m. ET)

- Forecast to develop S or SW of the Gulf of Tehuantepec
- Moving W at 10-15 mph
- Tropical depression likely to form by this weekend
- 48-hour formation chance: Low (near 0%)
- 5-day Formation chance: High (70%)

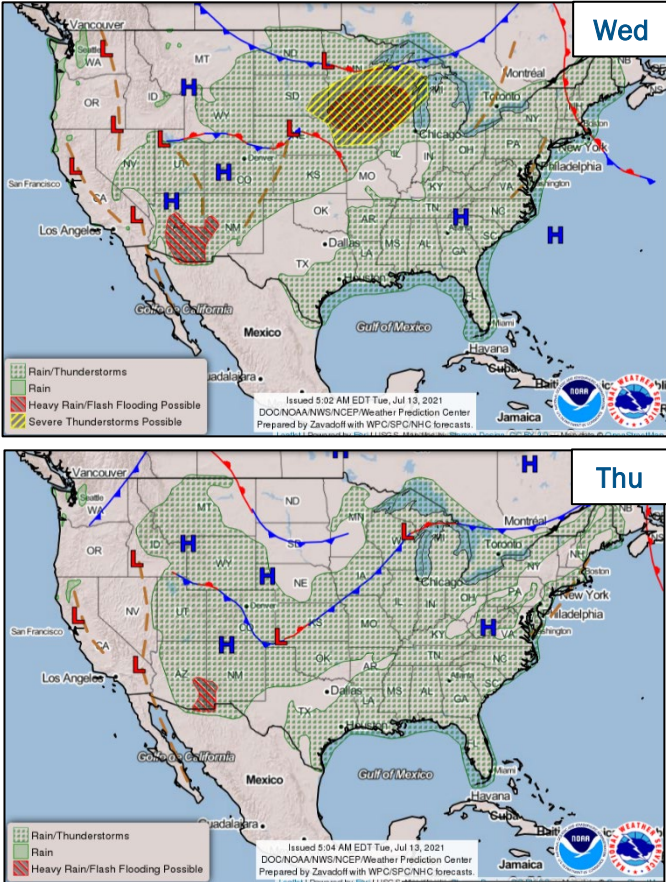
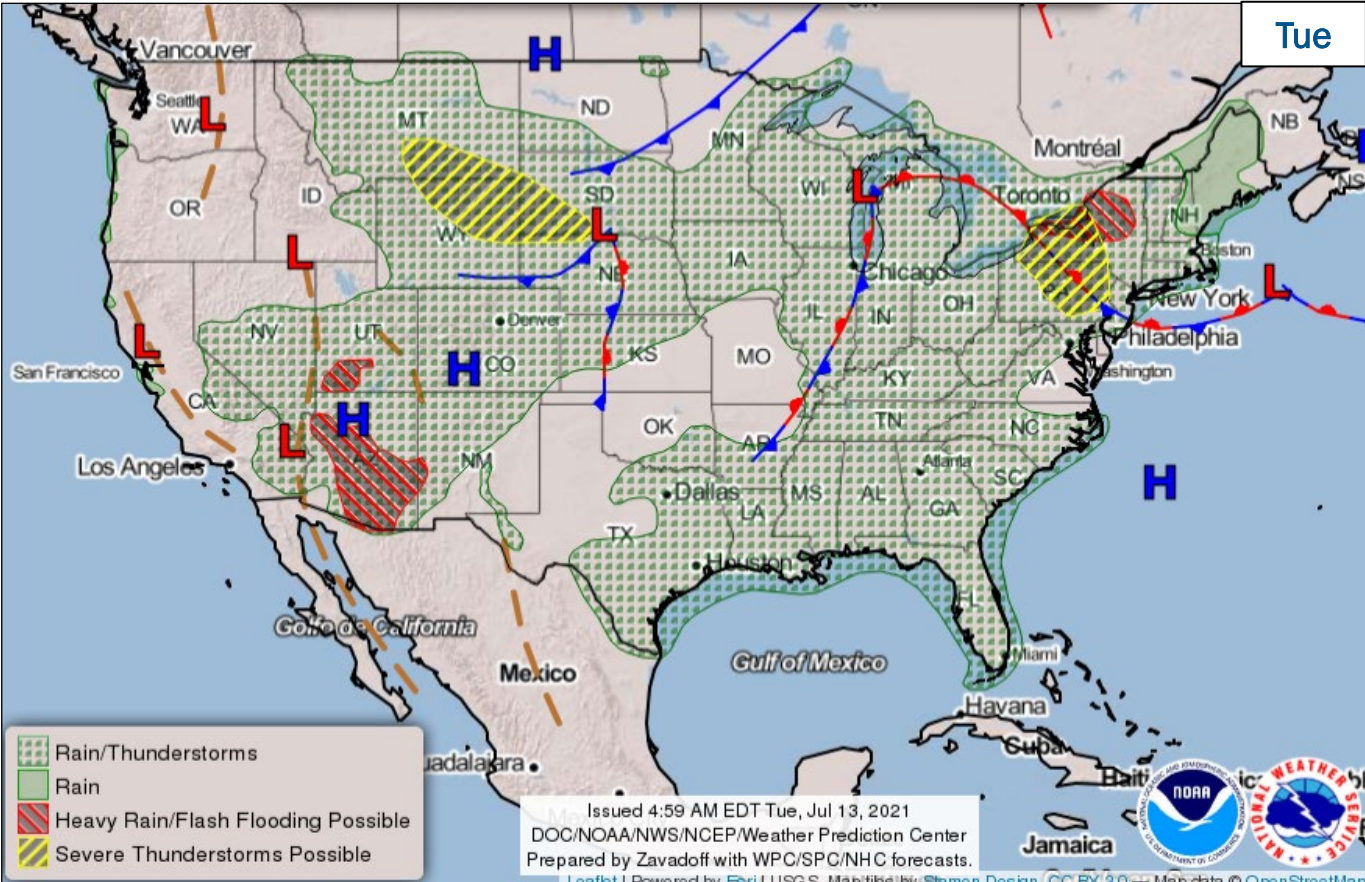
Disturbance 1 (as of 8:00 a.m. ET)

- Several hundred miles SSE of Cape Race, Newfoundland, Canada
- Drifting S
- Some slight development is possible during the next couple of days
- 48-hour formation chance: Low (10%)
- 5-day Formation chance: Low (10%)



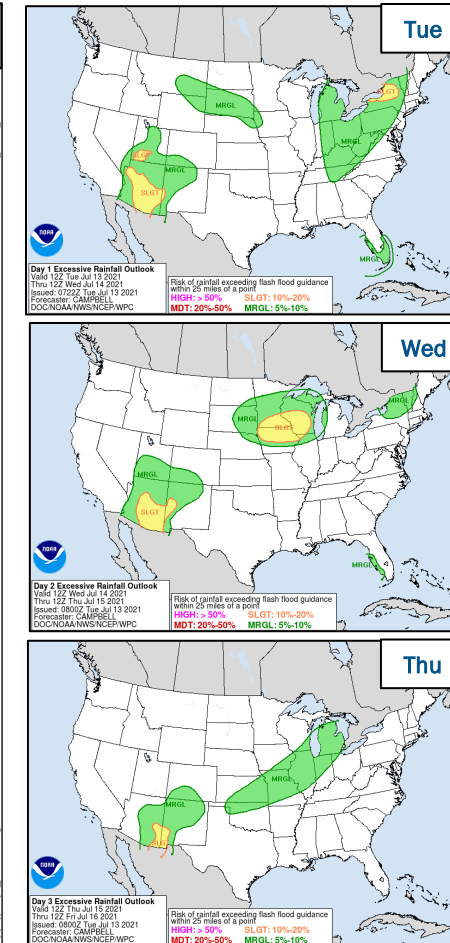
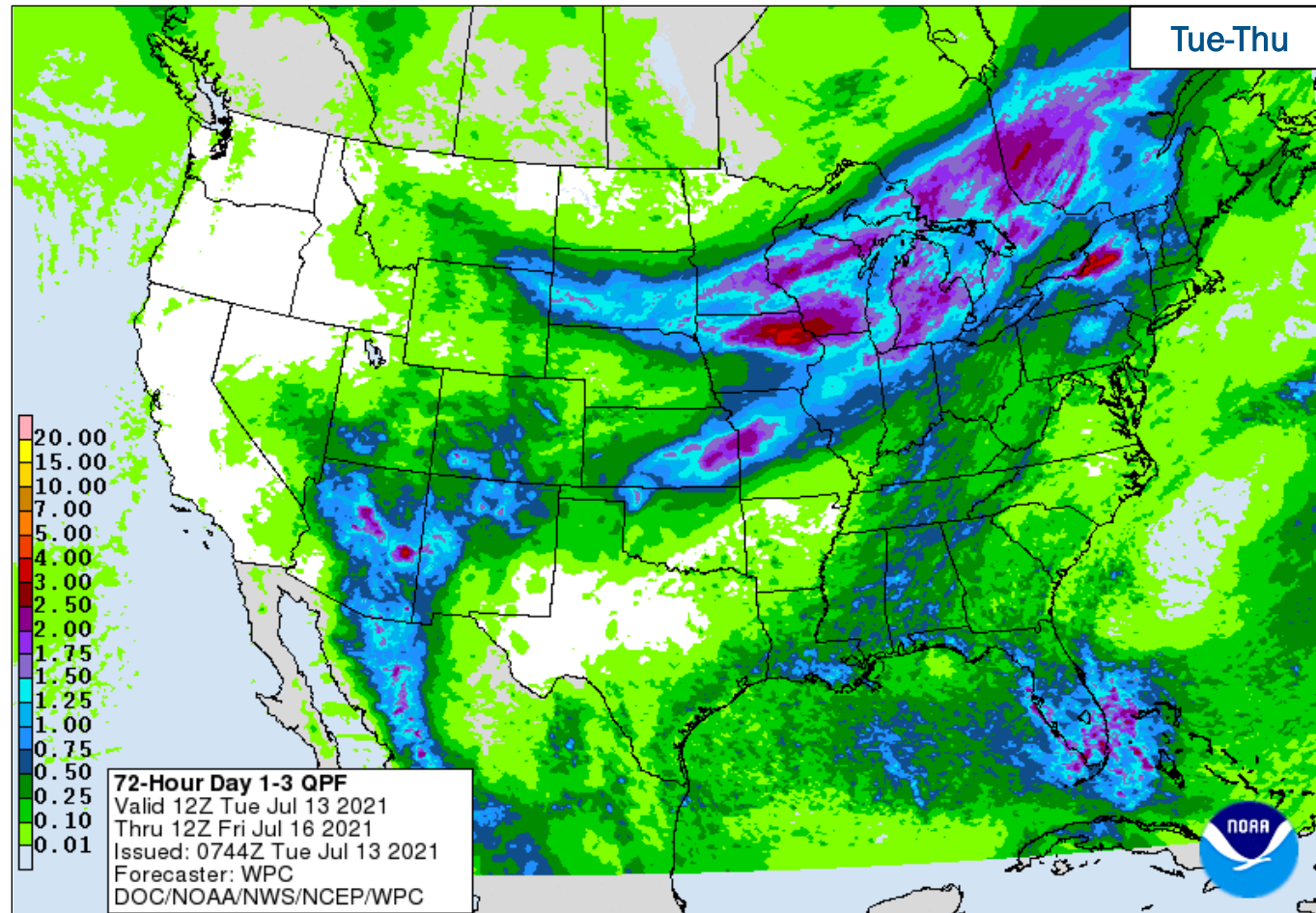
FEMA

National Weather Forecast



FEMA

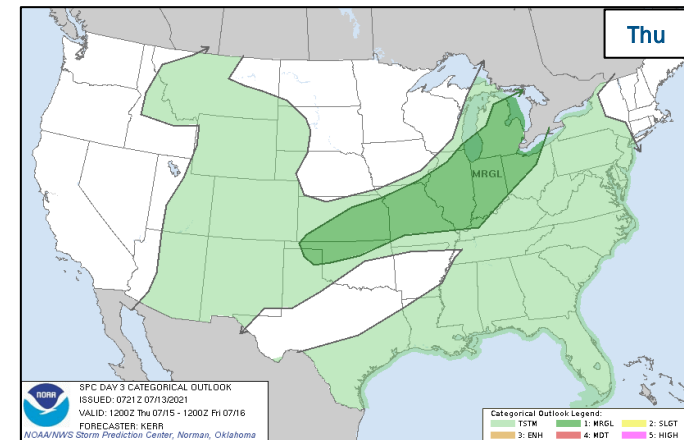
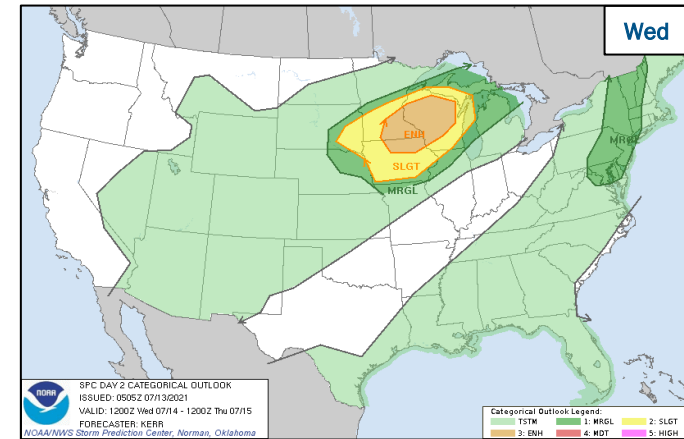
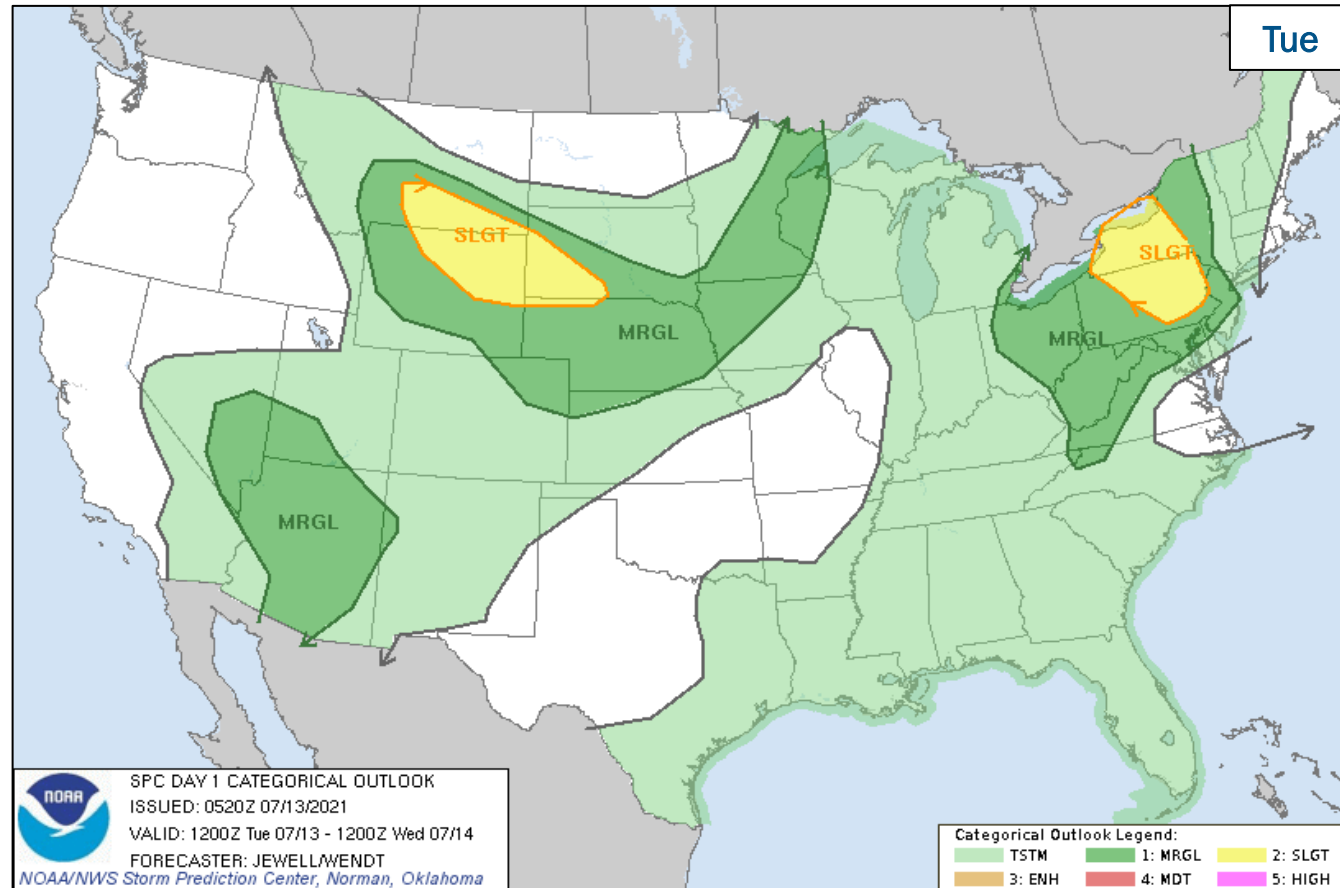
Precipitation & Excessive Rainfall



FEMA

National Watch Center

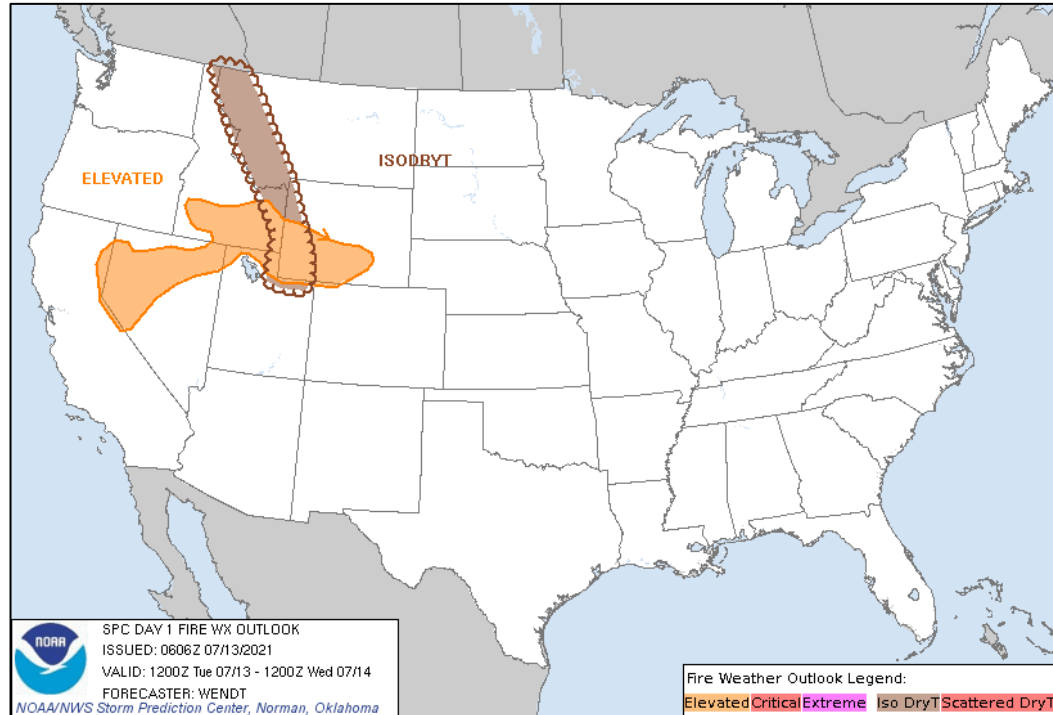
Severe Weather Outlook



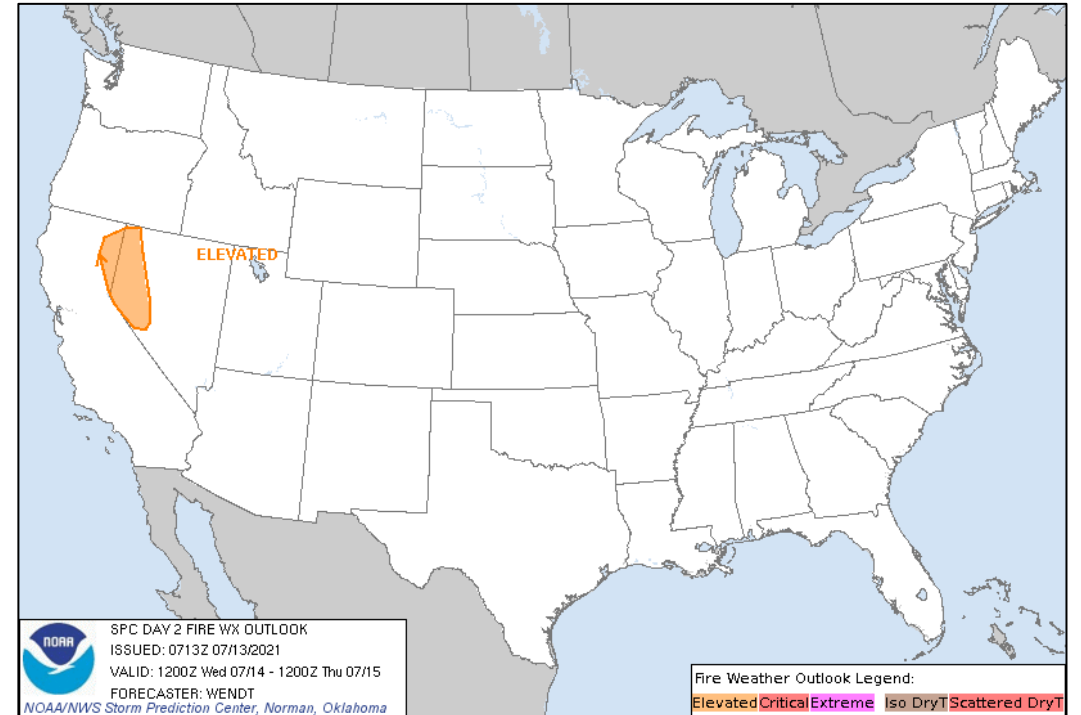
FEMA

National Watch Center

Fire Weather Outlook



Today



Tomorrow

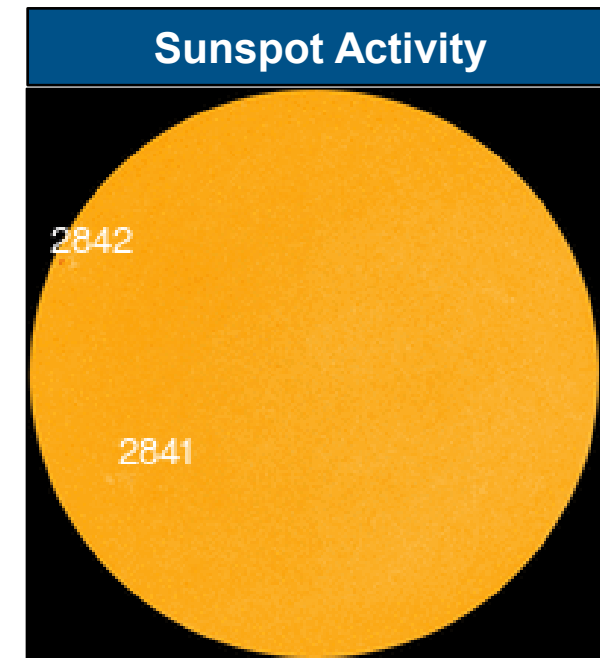



FEMA

National Watch Center

Space Weather Outlook

	Space Weather Activity	Geomagnetic Storms	Solar Radiation	Radio Blackouts
Past 24 Hours	None	None	None	None
Next 24 Hours	None	None	None	None
For further information on NOAA Space Weather Scales refer to: http://www.swpc.noaa.gov/noaa-scales-explanation For further information on Sunspot Activity refer to: https://www.swpc.noaa.gov/phenomena/sunspotssolar-cycle				



FEMA

National Watch Center

Wildfire Summary

Fire Name (County, ST)	FMAG #	Acres Burned	Percent Contained	Evacuations	Structures (Homes / Other)			Fatalities / Injuries
					Threatened	Damaged	Destroyed	
Bootleg (Klamath, OR)	5396-FM-OR	150,812	0%	M: 2,000 (+1,000)	H: 1,926	H: 1 (+1)	H: 21 (+14)	0 / 0
				V: 0	O: 0	O: 5 (+5)	O: 54 (+11)	

(Evacuations: M = Mandatory / V = Voluntary; Structures: H = Homes and Mixed Commercial/Residential / O = Non-residential Commercial/Other Minor Structures)



FEMA

National Watch Center

Joint Preliminary Damage Assessments

Region	State / Location	Event	IA	Number of Counties		Start – End
			PA	Requested	Complete	
V	MI	Severe Weather and Flooding Jun 25-26	IA	2	2 (+2)	7/8 – 7/12
			PA	3	0	7/8 – TBD
VII	MO	Severe Weather Jun 19-Jul 1	IA	0	0	N/A
			PA	20	6	7/8 – TBD
VIII	MT	Severe Storms Jun 8-10	IA	0	0	N/A
			PA	5	0	6/21 – TBD
	ND	Severe Storms Jun 8-11	IA	0	0	N/A
			PA	9	0	7/6 – TBD



FEMA

Declaration Requests in Process – 1

State / Tribe / Territory – Incident Description	Type	IA	PA	HM	Requested
WY – Severe Winter Storms (Appeal)	DR		X	X	7/2

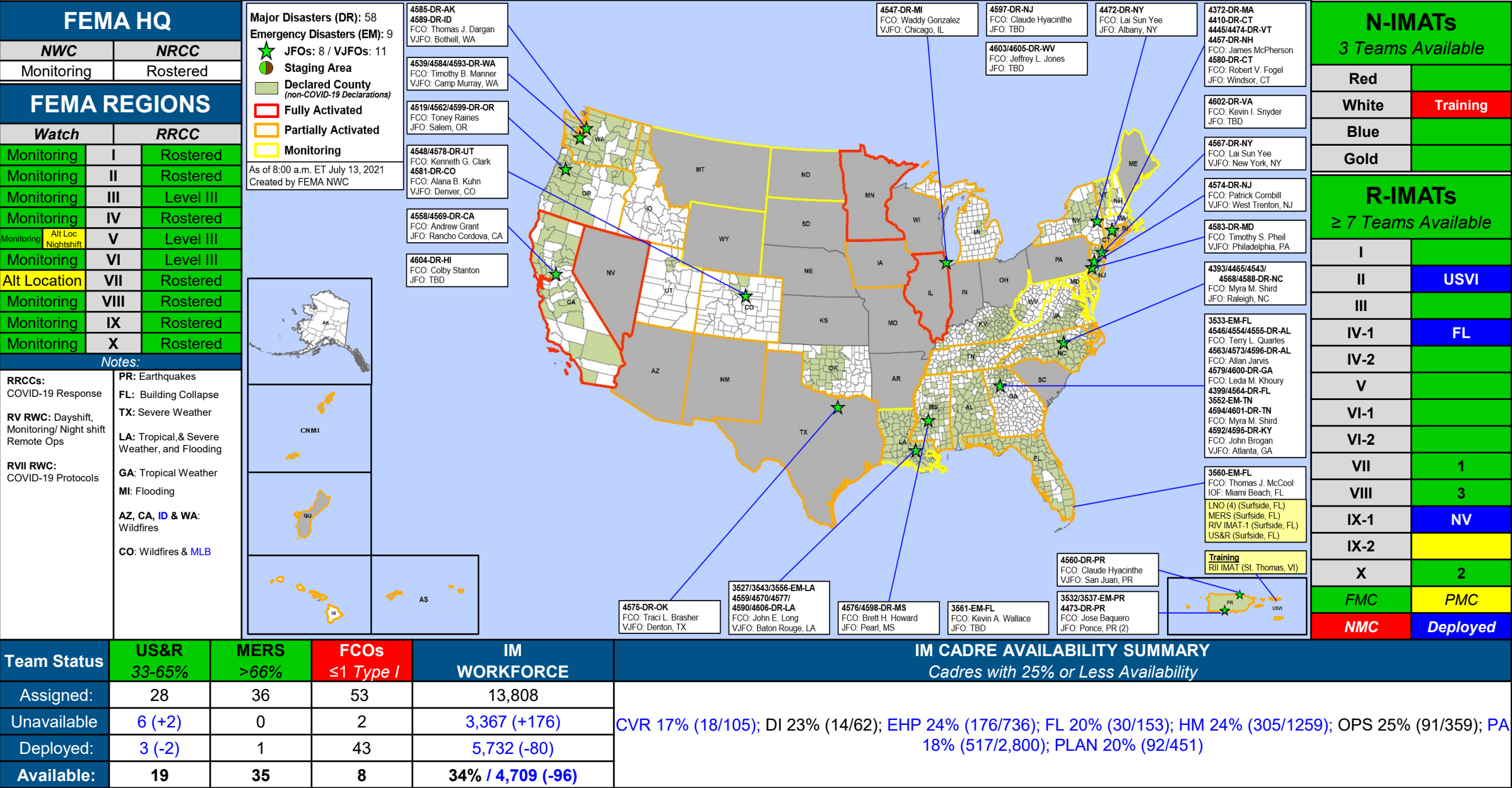


FEMA

Declaration Amendments

Declaration	Number	Issued	Action
3560-EM-FL	1	July 2	Amends the cost share agreement

FEMA Common Operating Picture



Public Assistance Grant Program

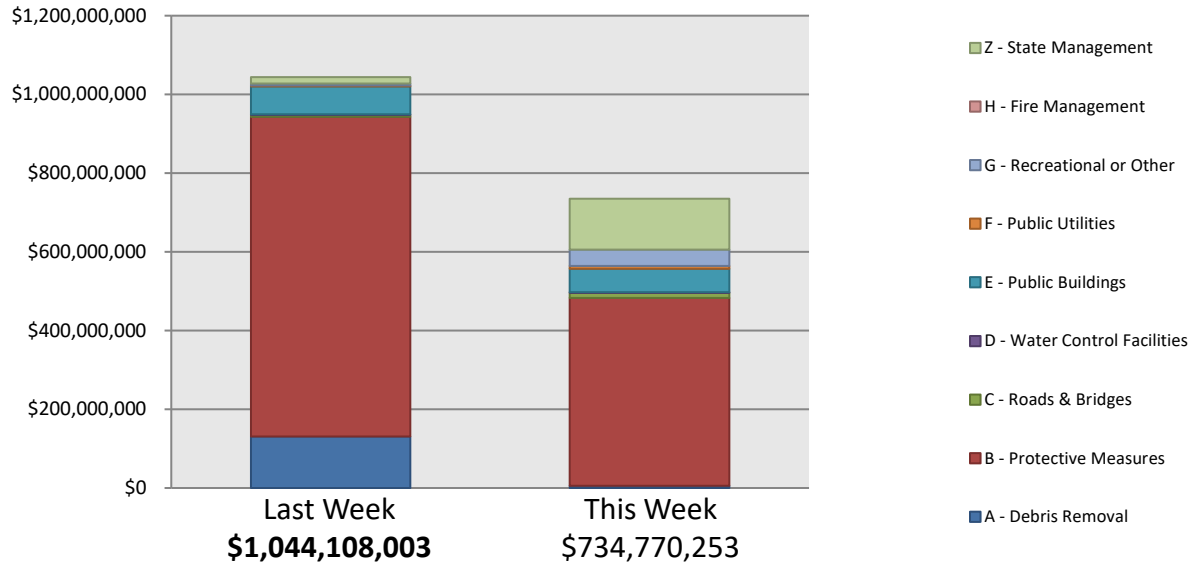
PA Project Worksheets Obligated

in past week, as of 07/12/2021 at 1500 ET

	Emergency Work		Permanent Work							
PA Category	A - Debris Removal	B - Protective Measures	C - Roads & Bridges	D - Water Control Facilities	E - Public Buildings	F - Public Utilities	G - Recreational or Other	H - Fire Management	Z - State Management	Total
Number Of PWs Obligated	26	247	56	3	91	21	41	0	86	571
Federal Share Obligated	\$5,959,556	\$477,257,597	\$13,202,377	\$1,244,389	\$59,219,945	\$7,370,185	\$41,860,950	\$0	\$128,655,253.53	\$734,770,252.74

Public Assistance Obligated per Category

06/28/2021 through 07/12/2021



COVID-19 Obligated

as of 07/12/21

- Total Public Assistance Obligated: \$29,619,483,236.00

This Week's PA Highlights

- In 4485-TX
 - \$180 Million obligated for Category B – Protective Measures
- In 4339-PR
 - \$116 Million obligated for Category Z – State Management
- In 4498-CO
 - \$95 Million obligated for Category B – Protective Measures



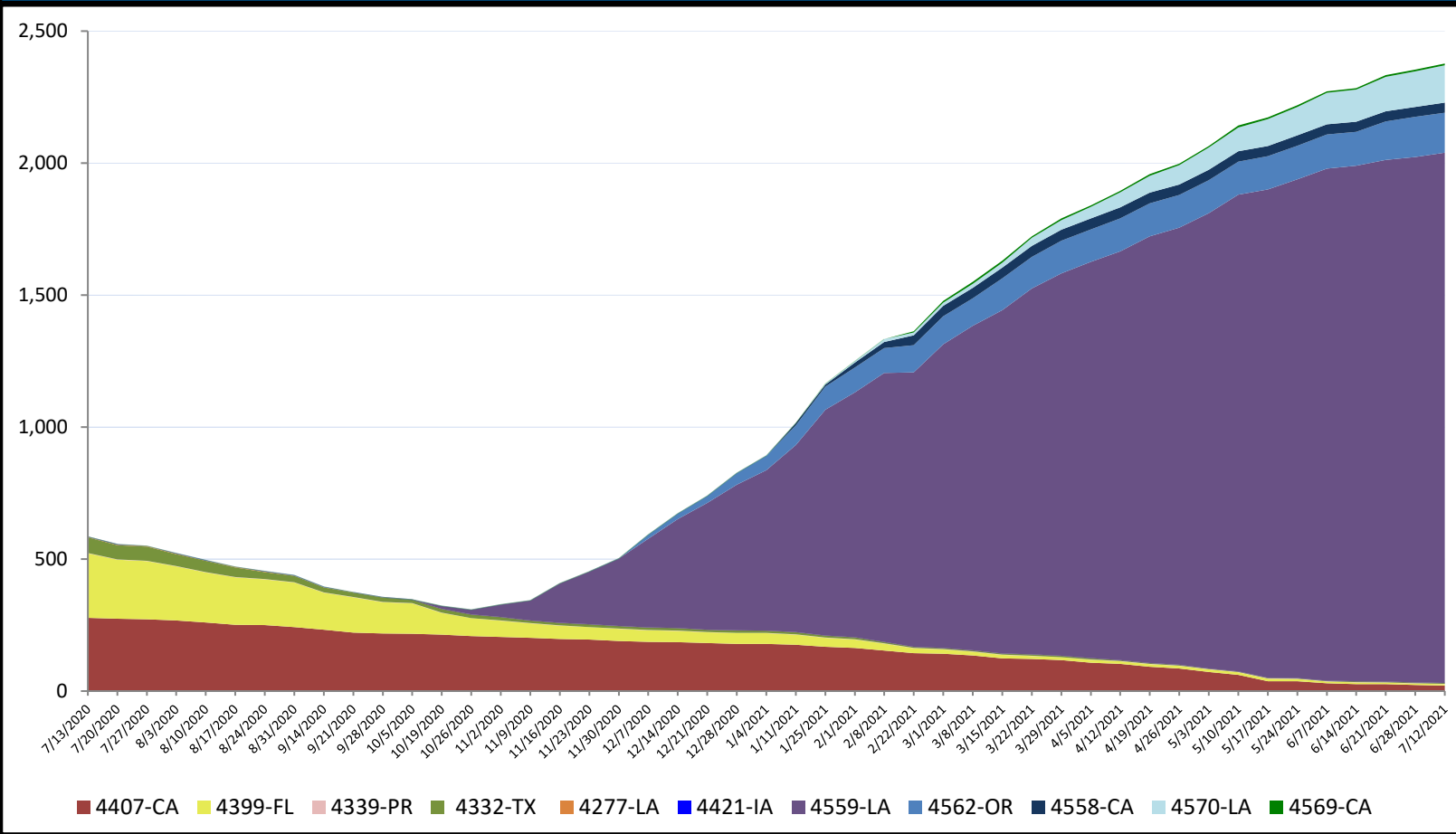
FEMA

National Watch Center

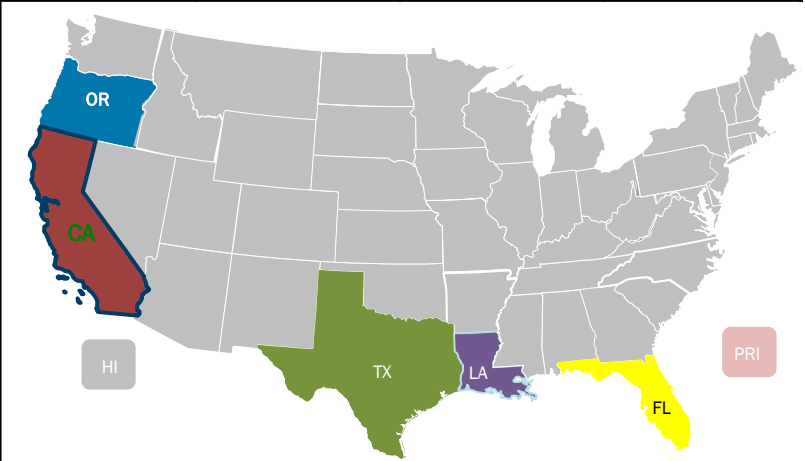
Direct Housing

Total Households in FEMA Direct Housing per State

Past Year per Week, 07/13/2020 – 07/12/2021. There are currently **2,377** Households Occupying **2,377** Temporary Units.



DR	IA Declaration Date	Program End Date	Current # of Households in Direct Housing (Weekly Change)
4570-LA	10/16/2020	4/16/2022	142 (+7)
4569-CA	10/16/2020	4/16/2022	6 (0)
4562-OR	9/15/2020	3/15/2022	152 (0)
4559-LA	8/28/2020	2/28/2022	2008 (+18)
4558-CA	8/22/2020	2/22/2022	38 (0)
4407-CA	11/12/2018	5/12/2020	21 (-2)
4399-FL	10/11/2018	4/11/2020	6 (0)
4339-PR	9/20/2017	9/20/2019	1 (0)
4332-TX	8/25/2017	8/25/2019	3 (0)



States with Currently Occupied Units

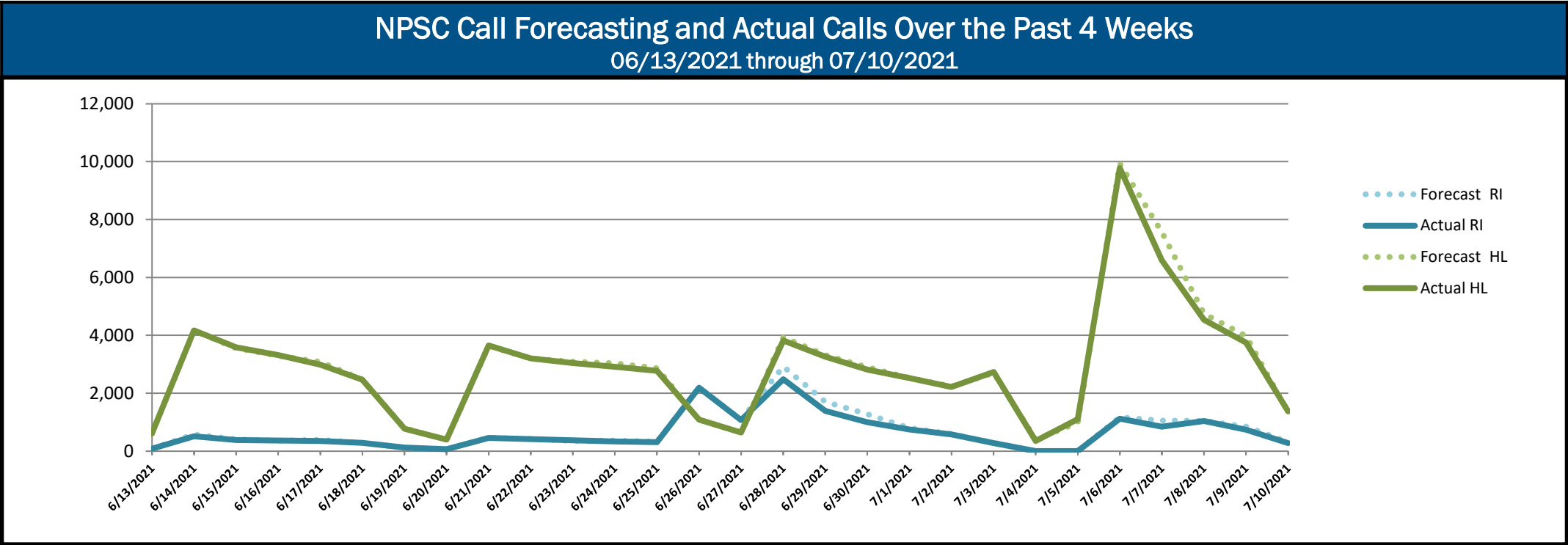


FEMA

National Watch Center

NPSC Call Activity

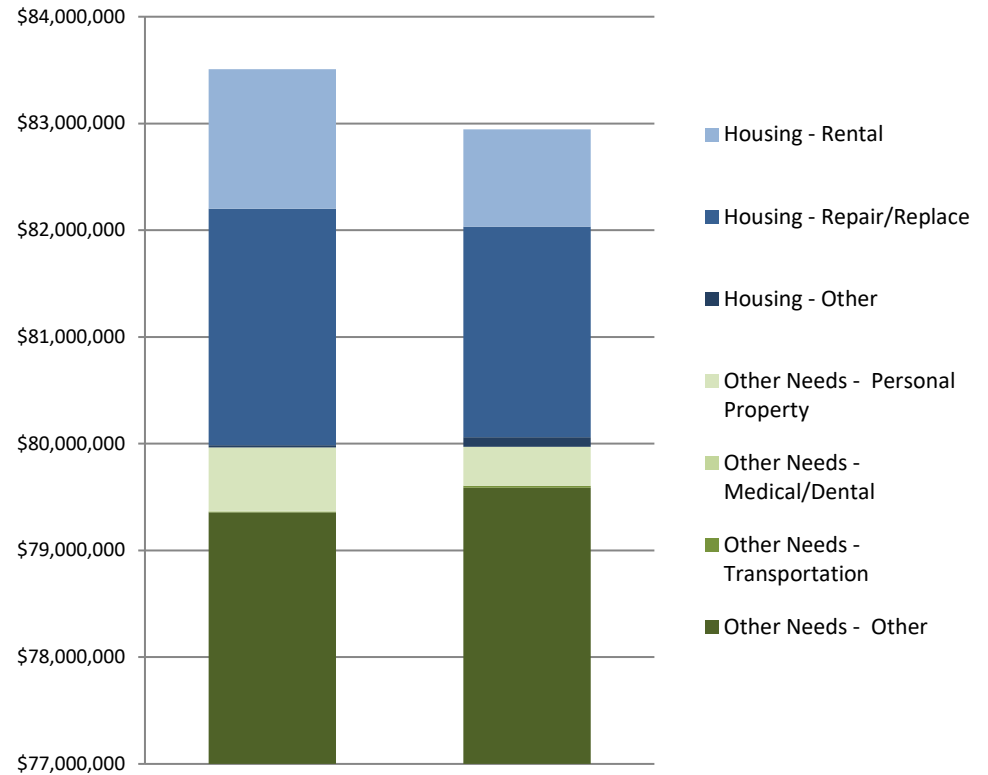
NPSC Call Activity in the Past Week 07/04/2021 through 07/10/2021		
Call Type	Projected Calls	Actual Calls
Registration Intake:	4,418	4,007
Helpline:	28,943	27,468
Combined:	33,361	31,475



Individual Assistance Activity

Open Registration Period	4595-KY Declared 04-23-2021 End Of Reg Period 07-23-2021				
	Housing Assistance	63	\$313,334.62	995	\$4,988,103.16
	Other Needs Assistance	15	\$51,804.32	324	\$1,124,059.49
	Total IHP		\$365,138.94		\$6,112,162.65
	Average IHP				\$5,855
Open Registration Period	4601-TN Declared 05-08-2021 End Of Reg Period 07-07-2021				
	Housing Assistance	37	\$82,544.44	366	\$1,127,171.50
	Other Needs Assistance	7	\$7,191.75	45	\$100,128.82
	Total IHP		\$89,736.19		\$1,227,300.32
	Average IHP				\$3,299
Open Registration Period	4605-WV Declared 05-20-2021 End Of Reg Period 07-19-2021				
	Housing Assistance	16	\$75,273.34	107	\$425,609.34
	Other Needs Assistance	2	\$7,576.08	33	\$89,644.13
	Total IHP		\$82,849.42		\$515,253.47
	Average IHP				\$4,560
Open Registration Period	4606-LA Declared 06-02-2021 End Of Reg Period 08-02-2021				
	Housing Assistance	127	\$391,458.45	1,824	\$7,471,735.16
	Other Needs Assistance	77	\$197,052.04	567	\$1,533,918.38
	Total IHP		\$588,510.49		\$9,005,653.54
	Average IHP				\$4,678
Other IHP Active	19 Declarations IHP Programmatically Open - Closed Registration *				
	Housing Assistance	586	\$1,990,424.34		
	Other Needs Assistance	125	\$190,929.34		
	Total IHP		\$2,181,353.68		
	Total IHP Approved in Past Week		\$82,945,423.59		

IHP Approved per Category in the Past
2 Weeks – 06/28/2021 through 07/12/2021





FEMA

Helping people before, during, and after disasters.



Scan to subscribe to this briefing.