

FEMA National Watch Center

# Daily Operations Briefing

Tuesday, January 5, 2021

8:30 a.m. ET



**FEMA**

# National Current Ops / Monitoring

---

## New Significant Incidents/Ongoing Ops:

- COVID-19

## Hazard Monitoring:

- Heavy Snow – Northern CA, Pacific Northwest, Central/Northern Rockies

## Disaster Declaration Activity:

- None

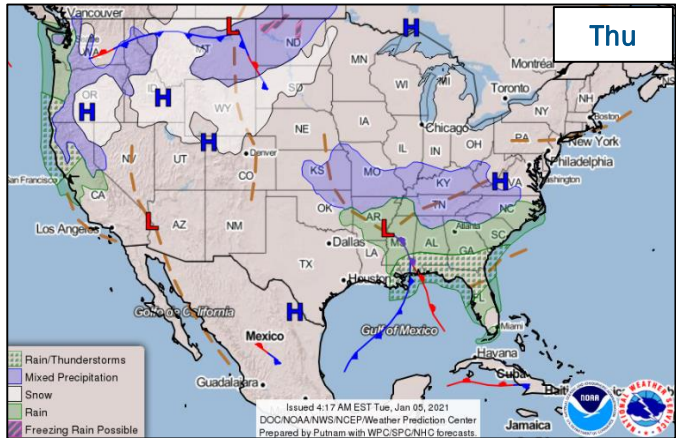
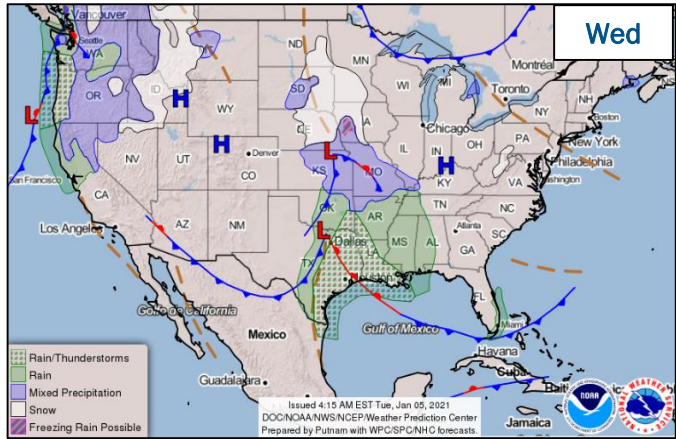
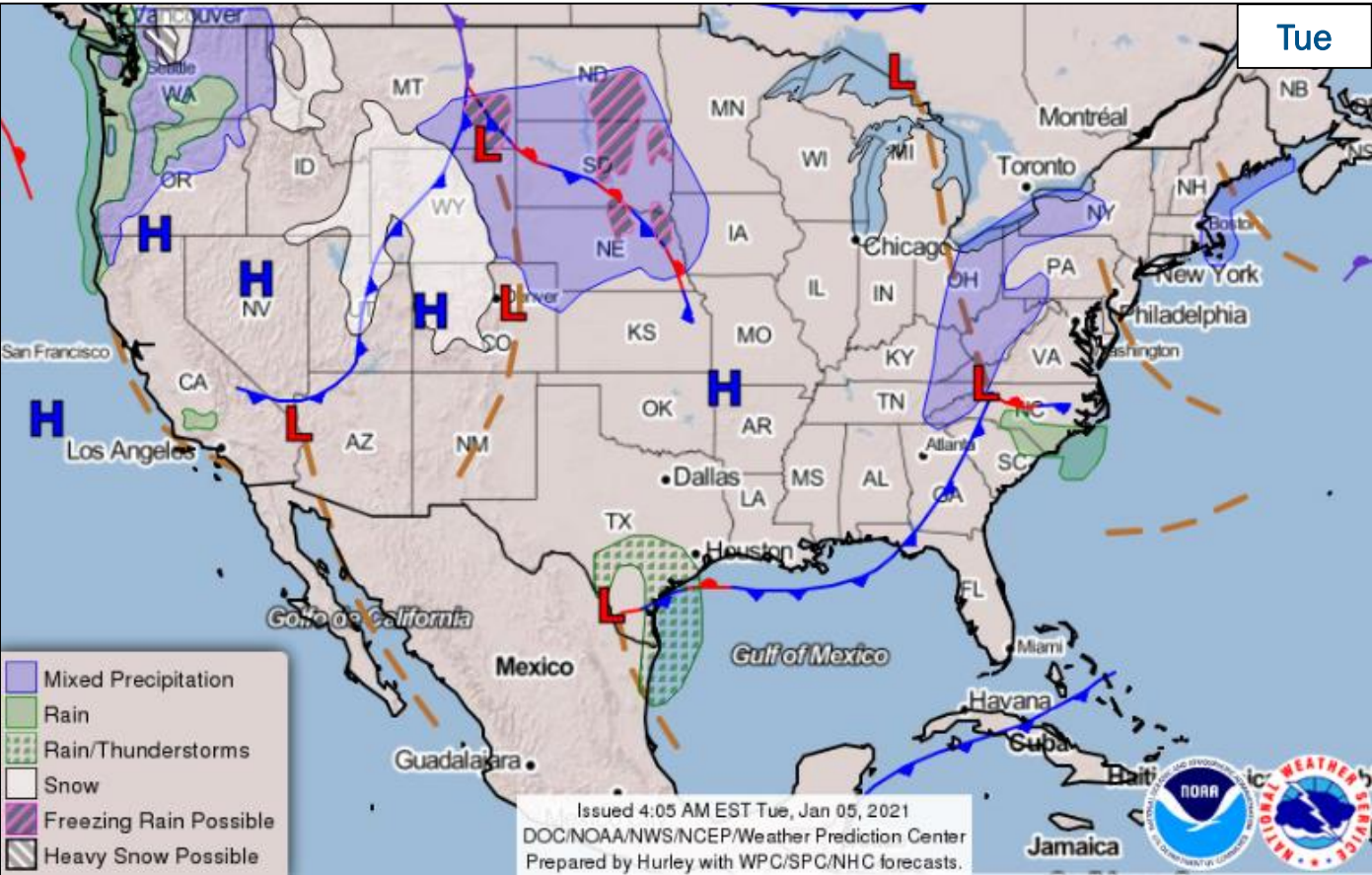
## Event Monitoring:

- Jan 5-6 First Amendment Activity – Washington, DC



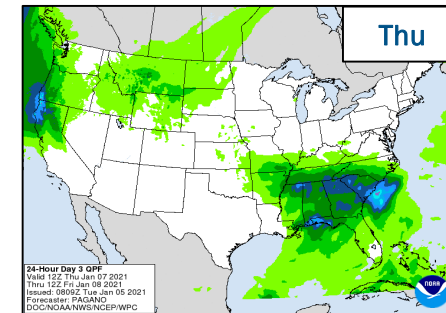
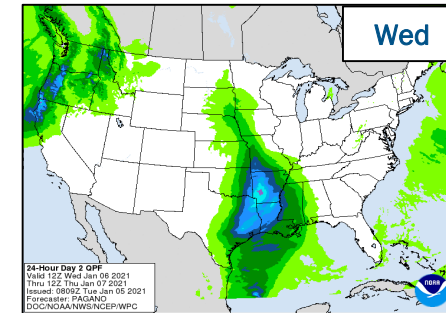
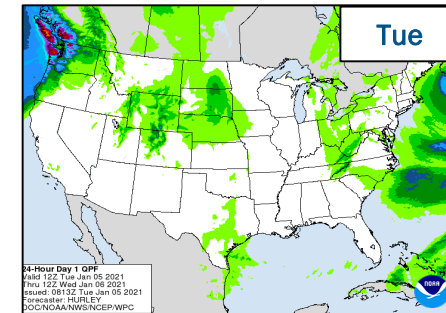
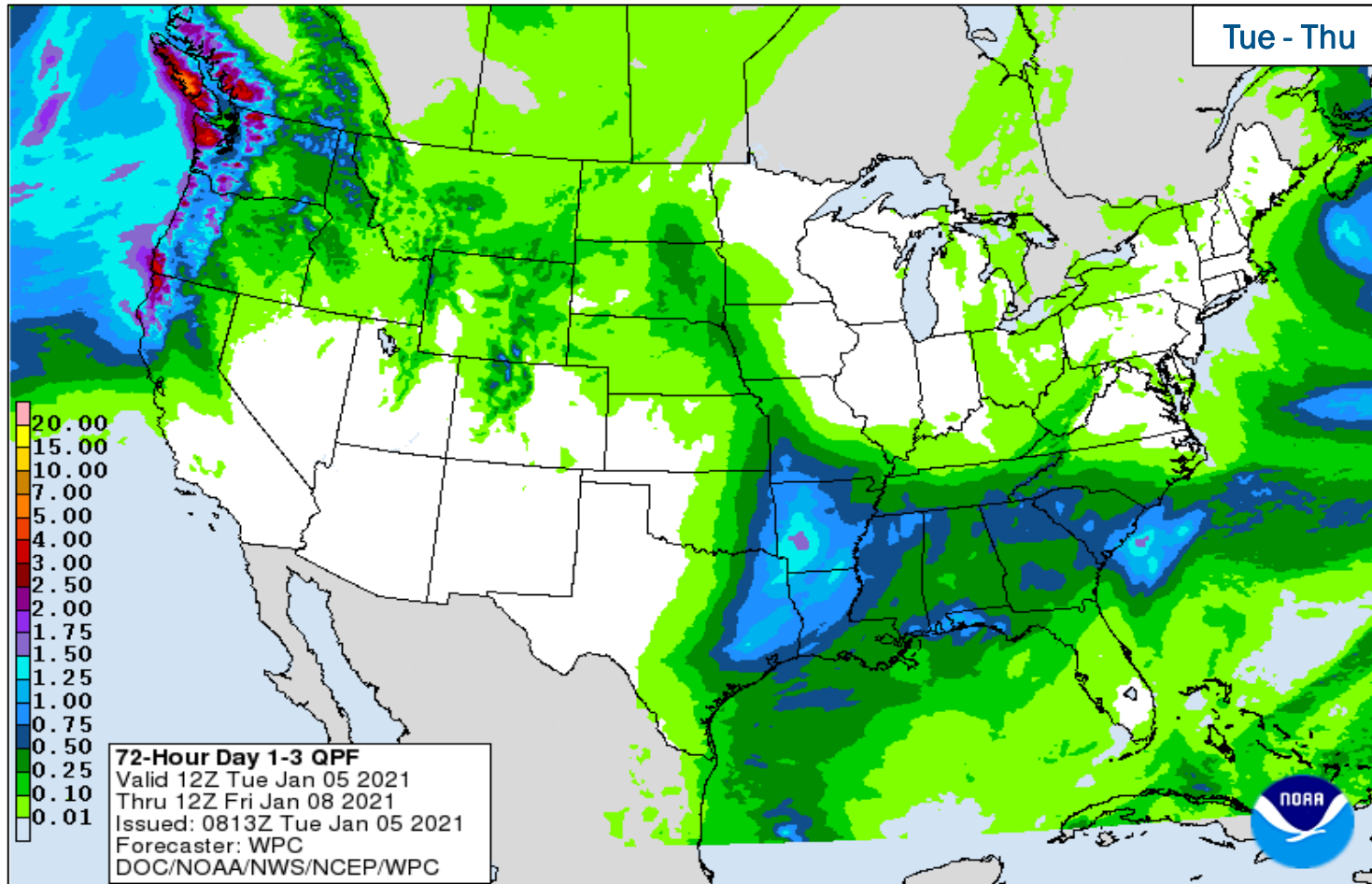
**FEMA**

# National Weather Forecast



FEMA

# Precipitation Forecast

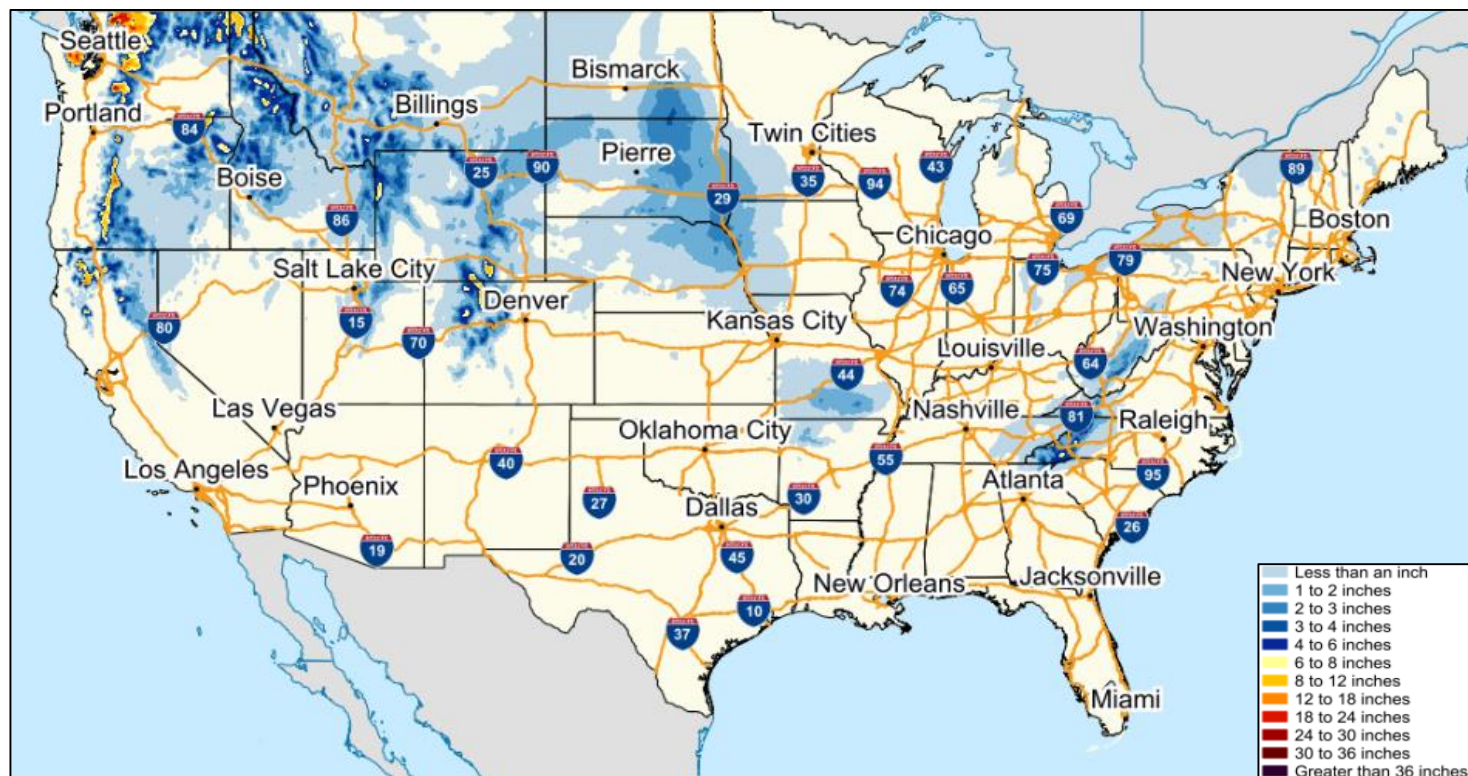


FEMA

National Watch Center



# Forecast Snowfall



FEMA

# Joint Preliminary Damage Assessments

Region	State / Location	Event	IA	Number of Counties		Start – End
			PA	Requested	Complete	
IV	NC	Tropical Cyclone Eta Nov 12-19	IA	0	0	N/A
			PA	15	0	12/9 – TBD



FEMA

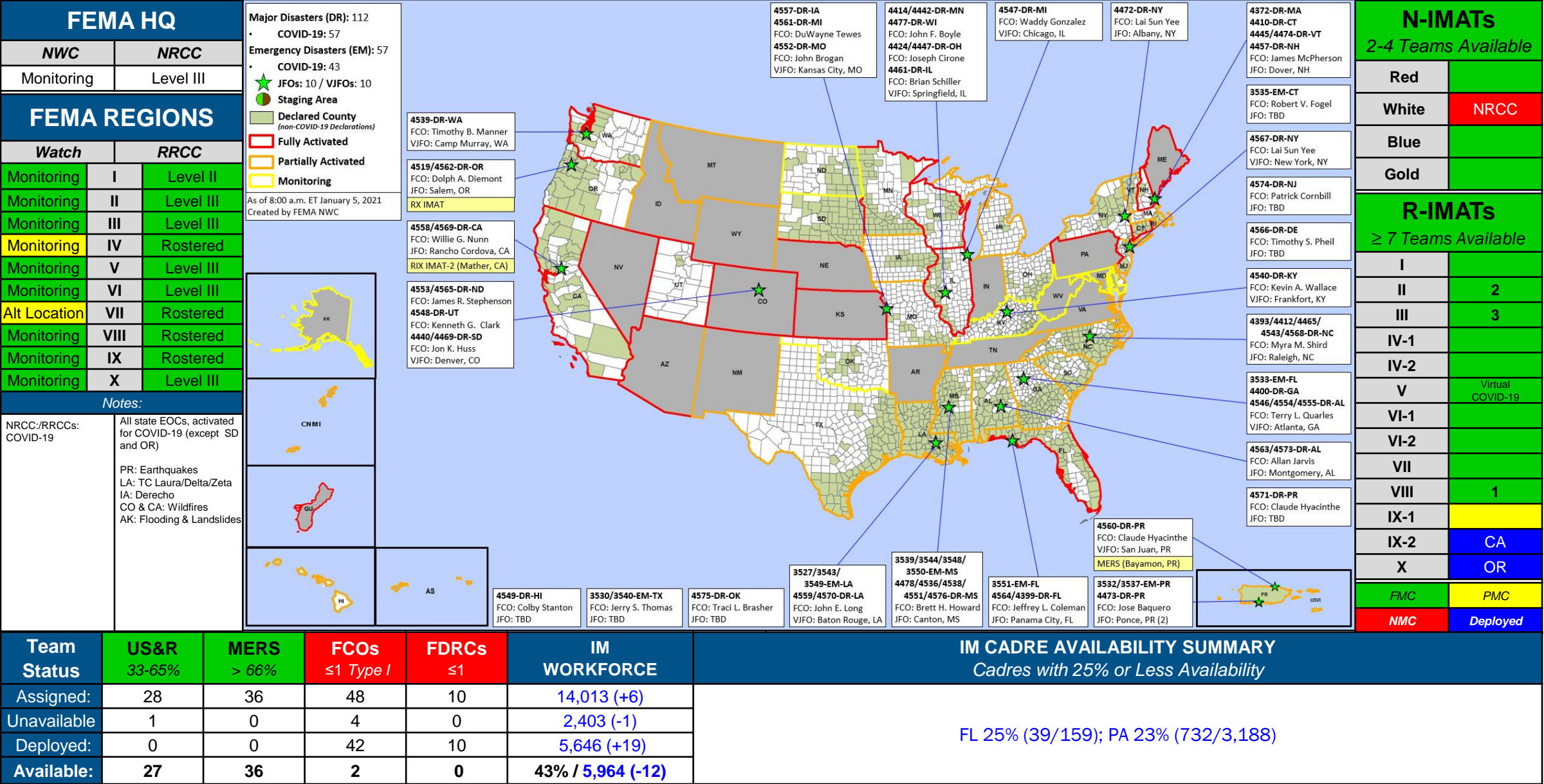
# Declaration Requests in Process – 11

State / Tribe / Territory – Incident Description	Type	IA	PA	HM	Requested
Poarch Band of Creek Indians – COVID-19 Pandemic	DR	X	X		5/15
WA – Wildfires and Straight-Line Winds	DR	X	X	X	9/16
CT – Tropical Storm Isaias	DR		X	X	9/30
TX – Hurricane Hanna	DR		X	X	9/30
UT – Severe Storm and Straight-line Winds	DR		X	X	10/7
MD – Tropical Storm Isaias (Appeal)	DR		X	X	11/12
LA – Hurricane Zeta	DR	X	X	X	11/24
GA – Hurricane Zeta	DR		X	X	11/18
Navajo Nation – COVID-19 Pandemic	DR	X	X	X	12/3
CO – Wildfires	DR	X	X	X	12/21
TN – Explosion	EM		X		12/26



**FEMA**

# FEMA Common Operating Picture





# Public Assistance Grant Program

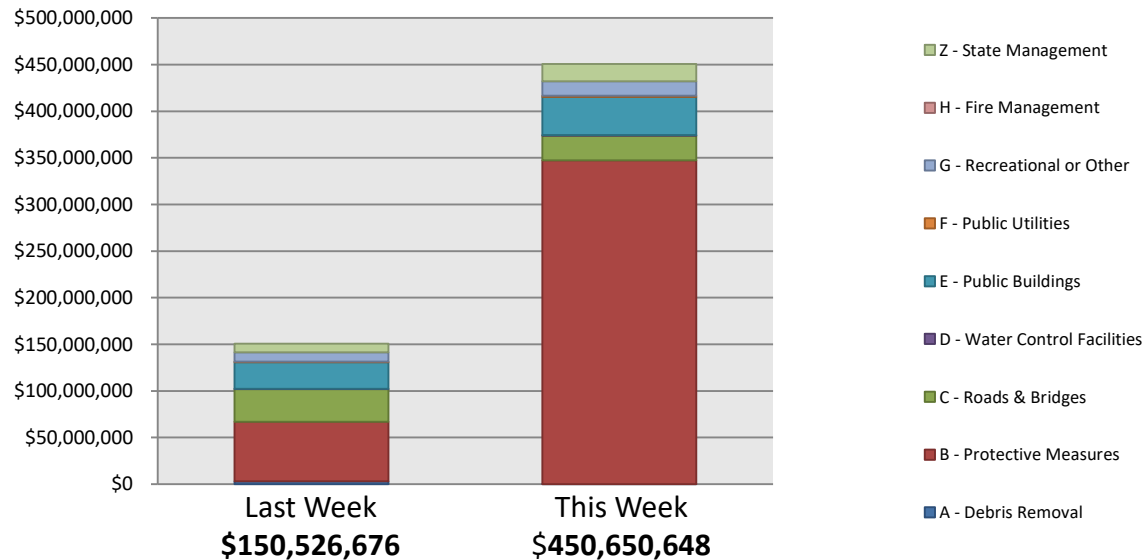
## PA Project Worksheets Obligated

in past week, as of 01/04/2021 at 1500 ET

	Emergency Work		Permanent Work							
PA Category	A - Debris Removal	B - Protective Measures	C - Roads & Bridges	D - Water Control Facilities	E - Public Buildings	F - Public Utilities	G - Recreational or Other	H - Fire Management	Z - State Management	Total
Number Of PWs Obligated	4	61	45	1	26	6	21	0	13	177
Federal Share Obligated	\$77,973	\$347,171,350	\$26,607,156	\$512,096	\$41,138,101	\$1,199,318	\$15,488,838	\$0	\$18,455,815.31	\$450,650,648.33

## Public Assistance Obligated per Category

12/21/2020 through 01/04/2021



## COVID-19 Obligated

as of 01/04/21

- Total Public Assistance Obligated: \$7,127,572,519.00

## This weeks PA Highlights

- In 4489-IL
  - \$149 Million obligated for Category B – Protective Measures
- In 4485-TX
  - \$93 Million obligated for Category B – Protective Measures
- In 4486-FL
  - \$22 Million obligated for Category B – Protective Measures



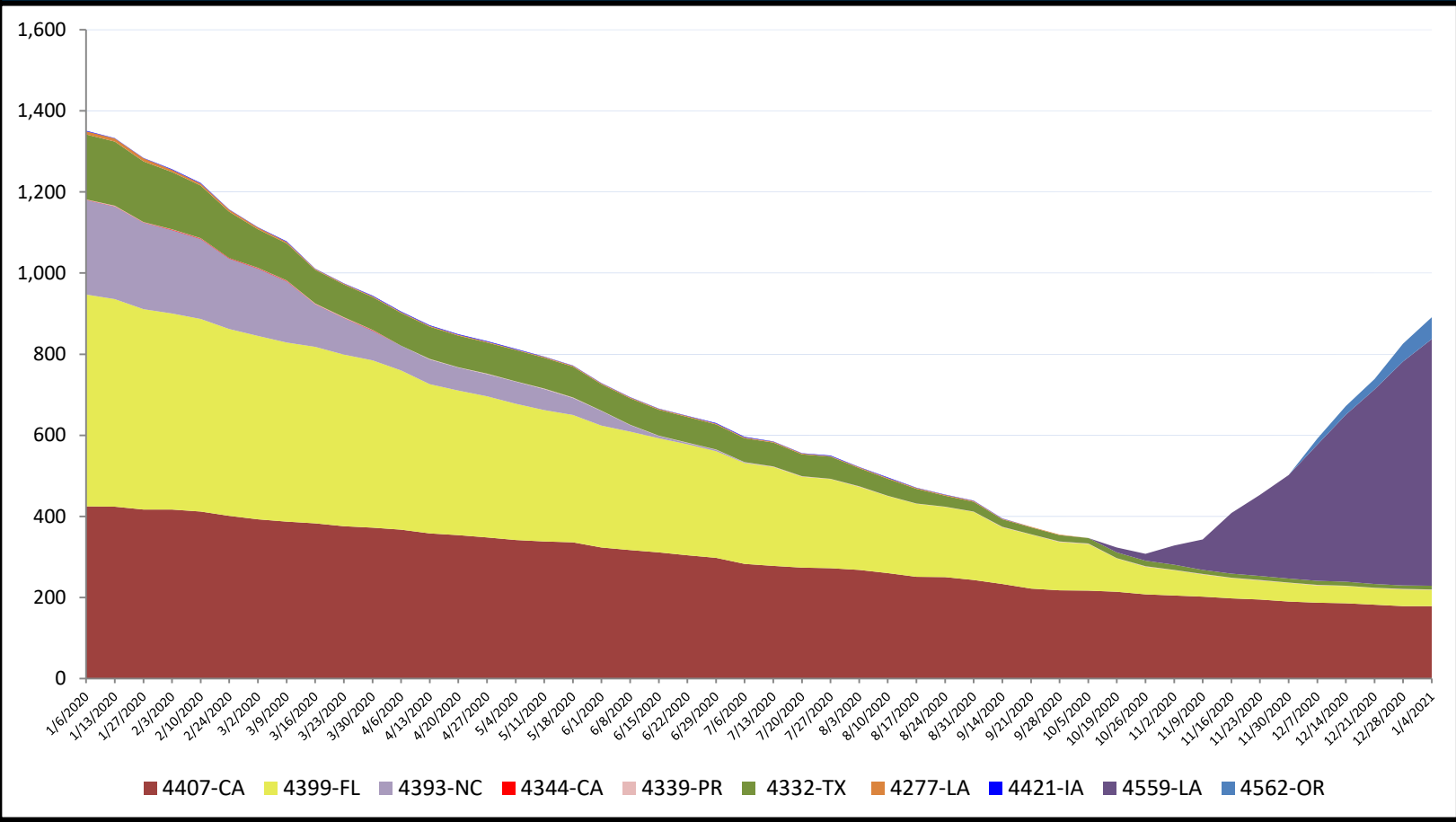
FEMA

National Watch Center

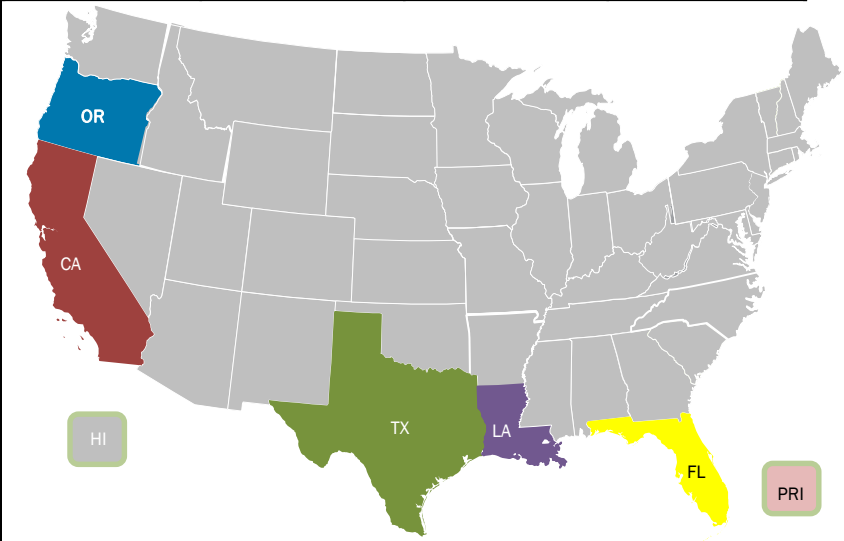
# Direct Housing

## Total Households in FEMA Direct Housing per State

Past Year per Week, 01/06/2020 – 01/04/2021. There are currently **891** Households Occupying **891** Temporary Units.



DR	IA Declaration Date	Program End Date	Current # of Households in Direct Housing (Weekly Change)
4562-OR	9/15/2020	3/15/2022	54 (+10)
4559-LA	8/28/2020	2/28/2022	608 (+56)
4407-CA	11/12/2018	5/12/2020	179 (0)
4399-FL	10/11/2018	4/11/2020	40 (-1)
4339-PR	9/20/2017	9/20/2019	1 (0)
4332-TX	8/25/2017	8/25/2019	9 (0)



States with Currently Occupied Units

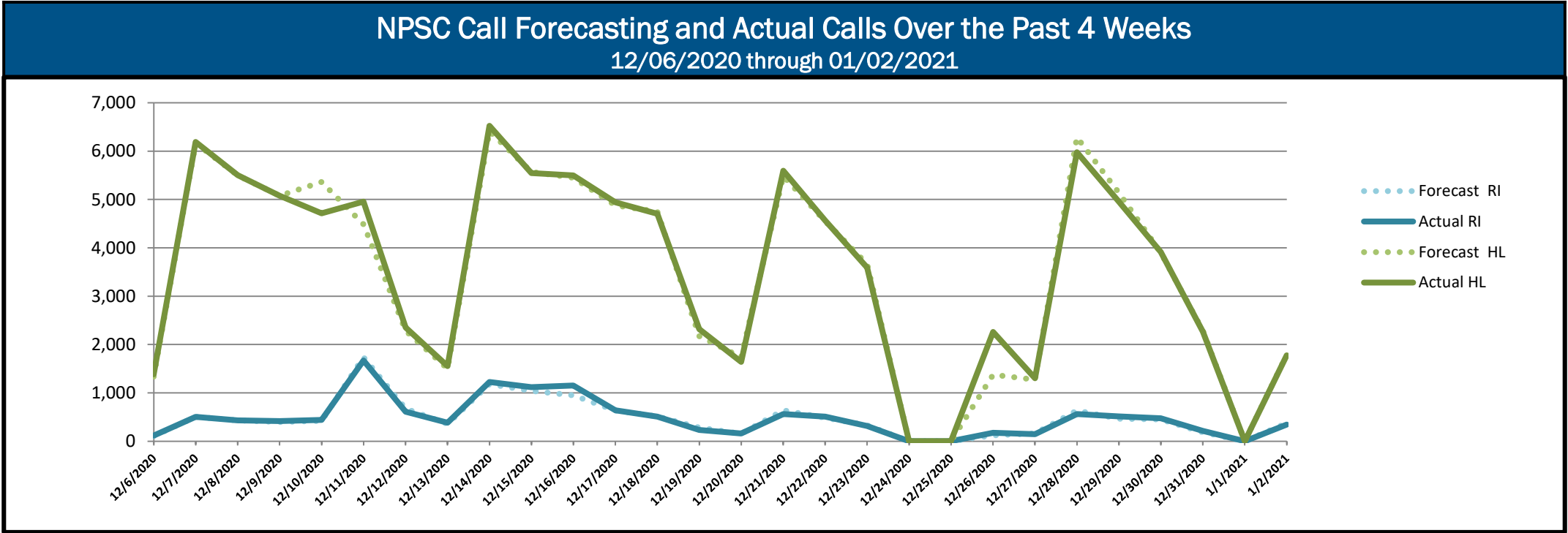


FEMA

National Watch Center

# NPSC Call Activity

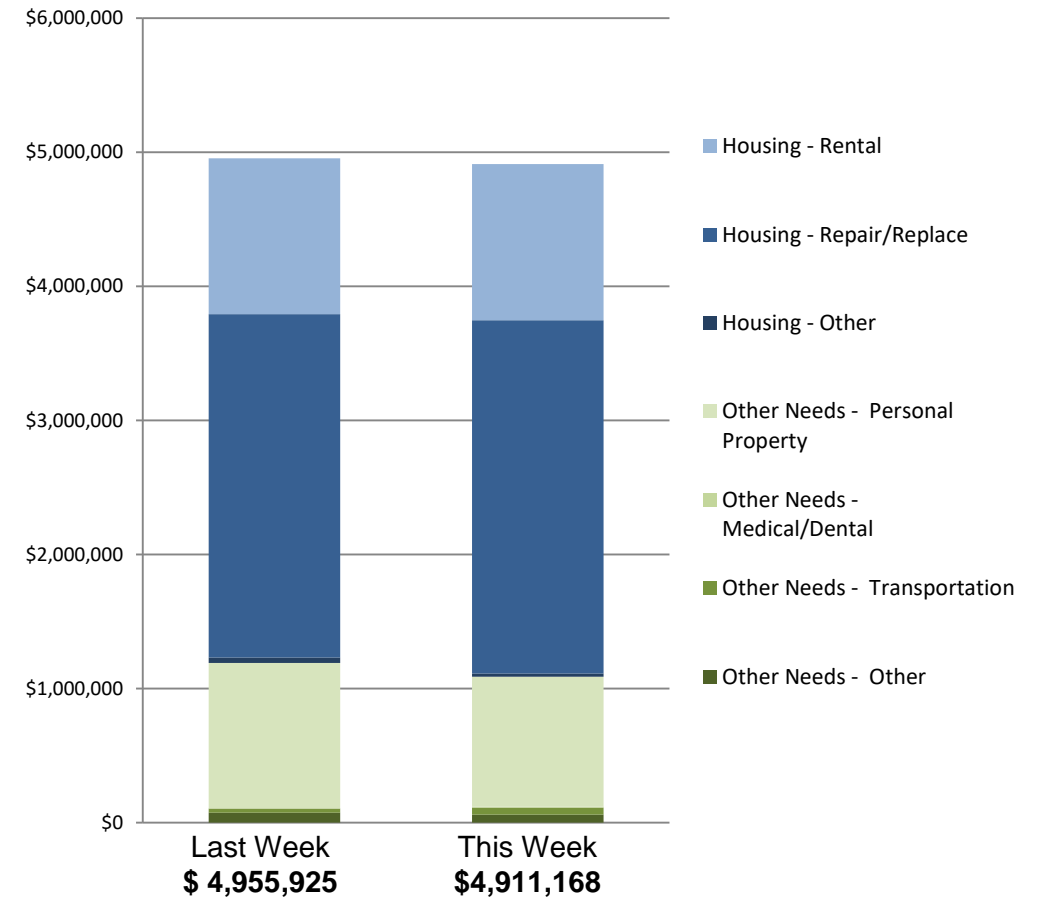
NPSC Call Activity in the Past Week 12/27/2020 through 01/02/2021		
Call Type	Projected Calls	Actual Calls
Registration Intake:	2,263	2,253
Helpline:	20,671	20,193
Combined:	22,934	22,446



# Individual Assistance Activity

	Individuals and Households Program Activity As Of: 1/4/21				
		In Past 7 Days		Cumulative	
		Applicants Approved	Amount Approved	Applicants Approved	Amount Approved
	4571-PR Declared 11-05-2020	End Of Reg Period 01-04-2021			
Open Registration Period	Housing Assistance	4	\$13,337.26	63	\$163,520.01
	Other Needs Assistance	2	\$4,554.23	57	\$133,920.25
	Total IHP	\$17,891.49		\$297,440.26	
	Average IHP			\$4,075	
	Total Max Grants			HA	ONA
	4573-AL Declared 12-10-2020	End Of Reg Period 02-08-2021		0	0
Open Registration Period	Housing Assistance	293	\$819,366.27	1,223	\$3,313,666.74
	Other Needs Assistance	278	\$377,220.71	1,266	\$1,546,188.36
	Total IHP	\$1,196,586.98		\$4,859,855.10	
	Average IHP			\$2,589	
	Total Max Grants			HA	ONA
Other IHP Active	16 Declarations IHP Programmatically Open - Closed Registration *			1	0
	Housing Assistance	762	\$2,991,373.84		
	Other Needs Assistance	474	\$705,315.42		
	Total IHP	\$3,696,689.26			
	Total IHP Approved in Past Week	\$4,911,167.73			

IHP Approved per Category in the Past 2 Weeks – 12/21/2020 through 01/04/2021



FEMA

National Watch Center





# FEMA

Helping people before, during, and after disasters.

*Click [here](#) to subscribe to this briefing*