

FEMA National Watch Center

Daily Operations Briefing

Tuesday, March 2, 2021

8:30 a.m. ET



FEMA

National Current Ops / Monitoring

New Significant Incidents / Ongoing Ops:

- COVID-19

Hazard Monitoring:

- Flood Warnings – KY and WV
- Freezing rain possible – Southern Appalachians
- Wind Chill Warnings/Advisories – Northeast

Disaster Declaration Activity:

- None

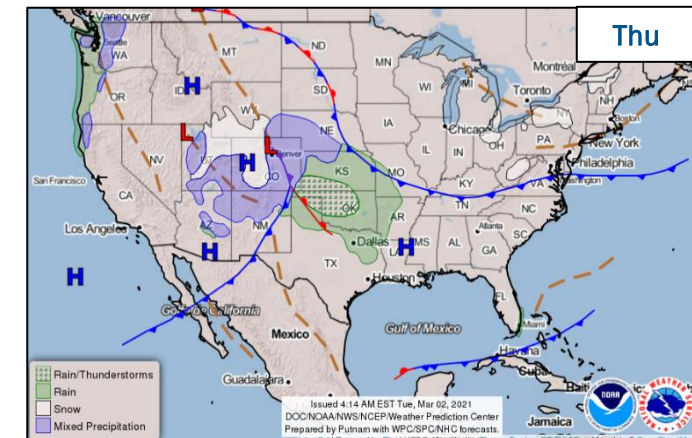
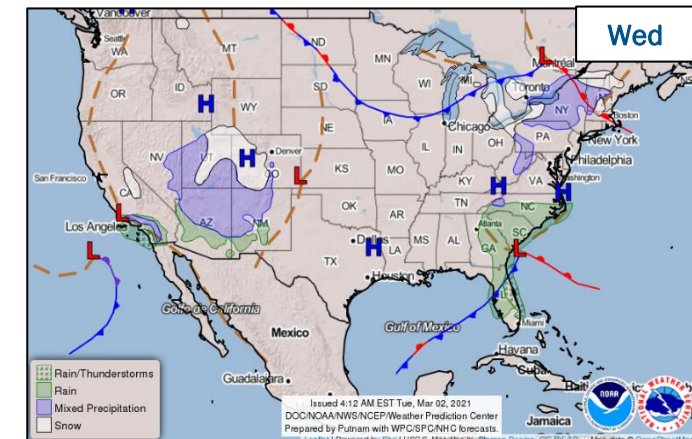
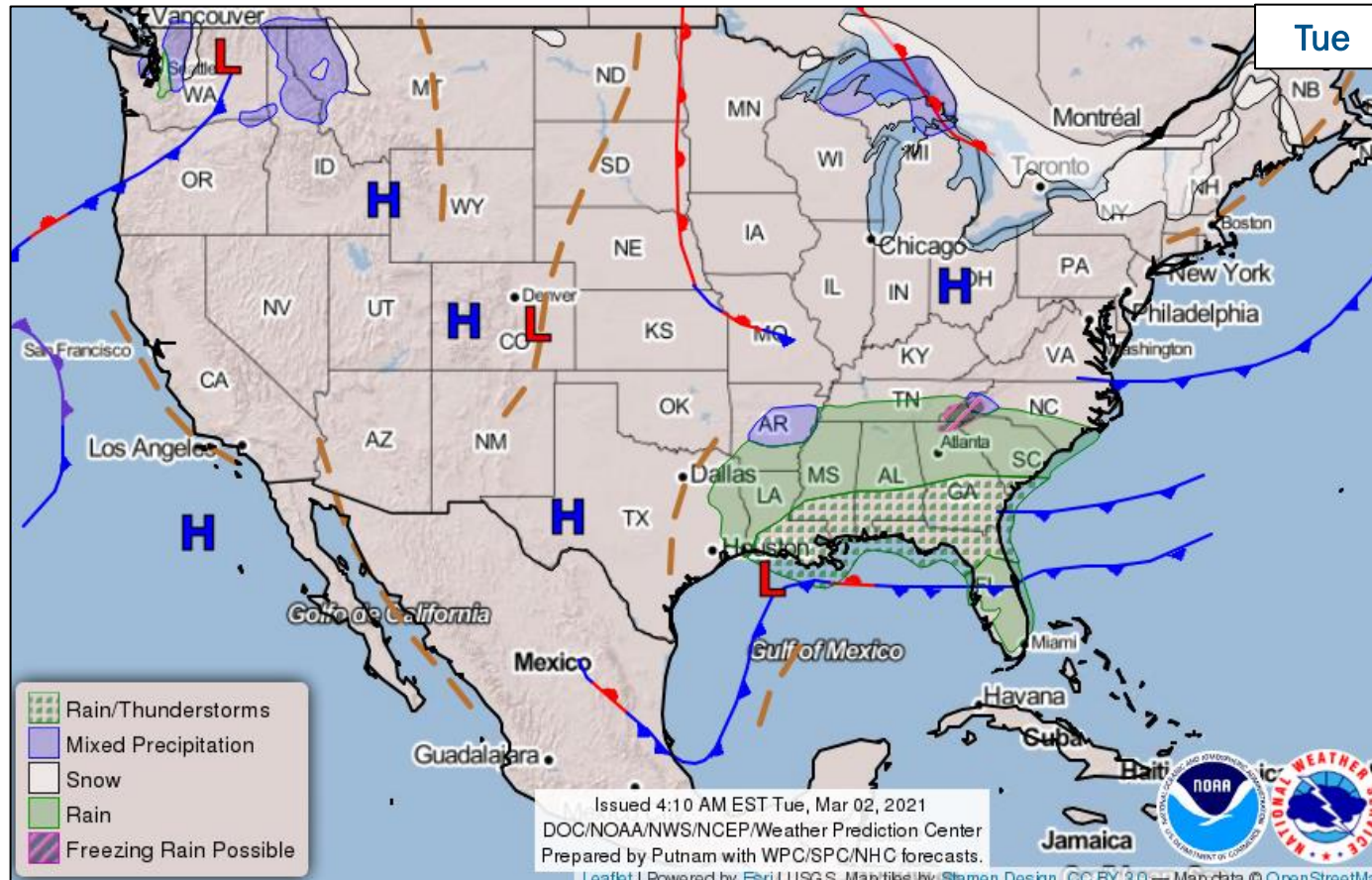
Event Monitoring:

- No significant scheduled activity



FEMA

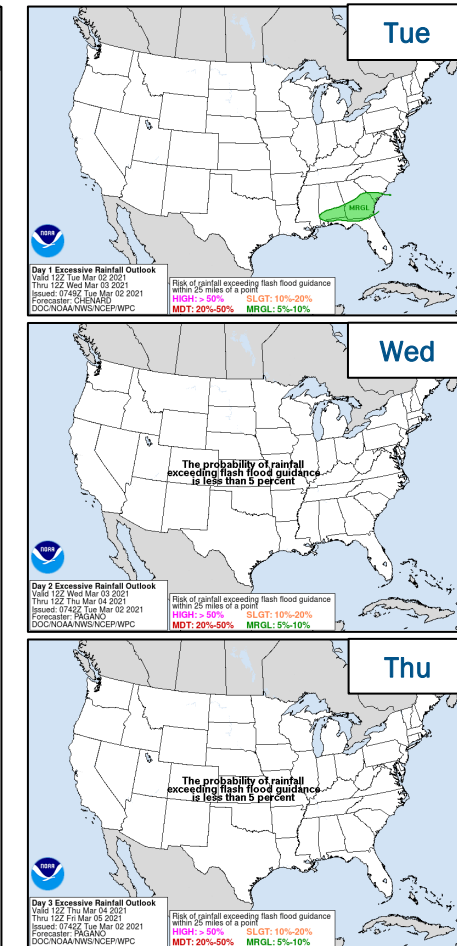
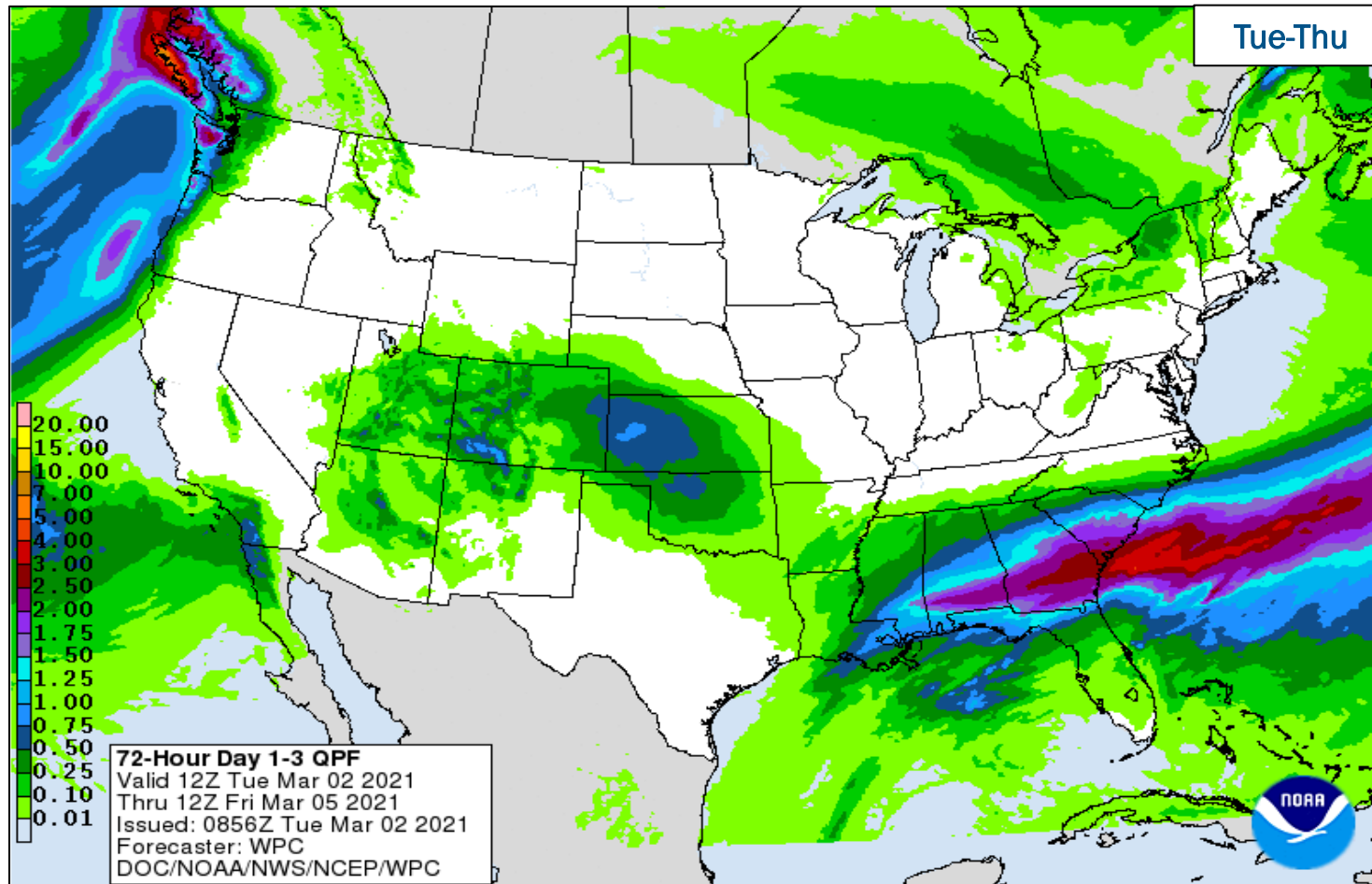
National Weather Forecast



FEMA

National Watch Center

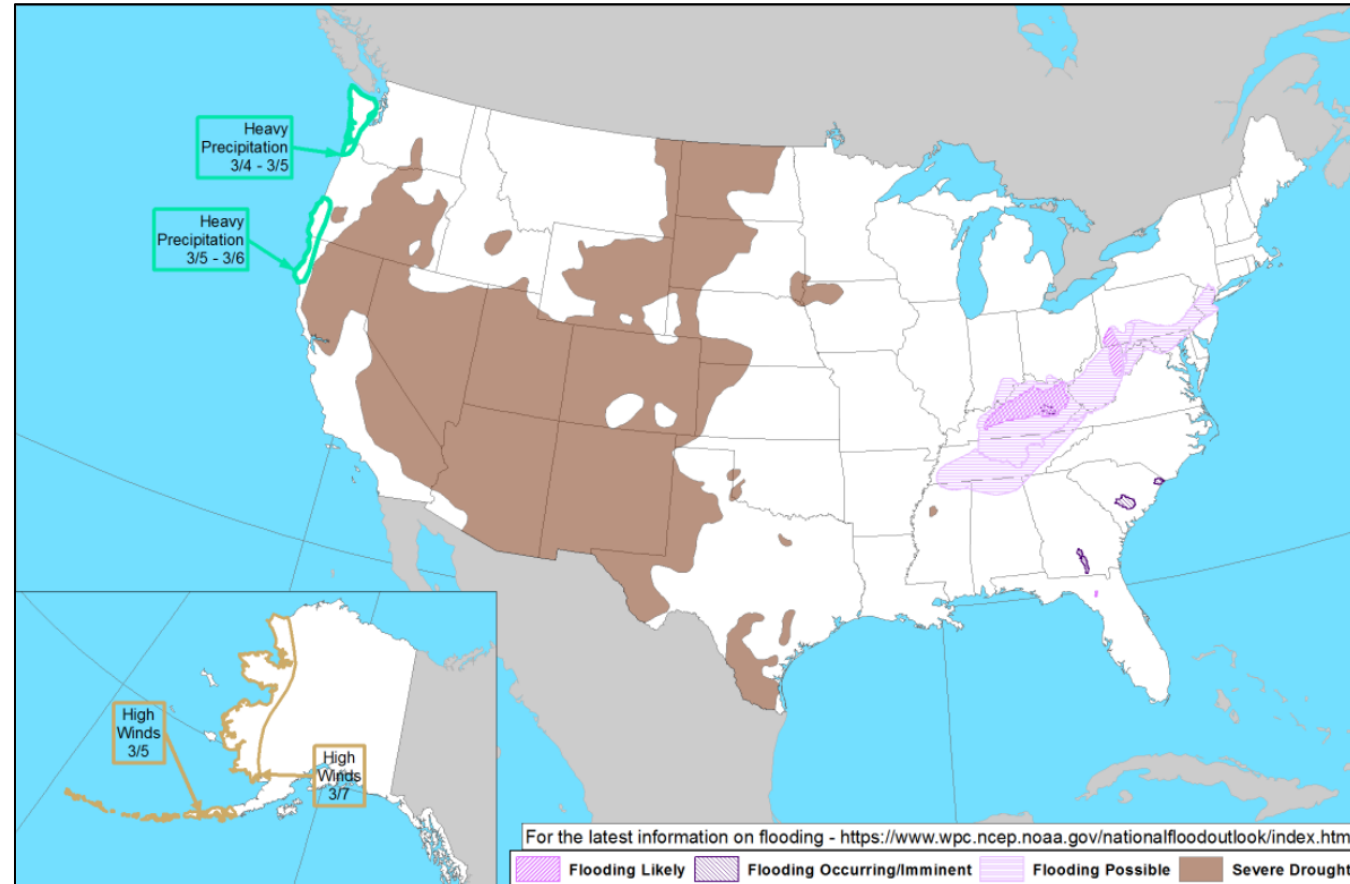
Precipitation & Excessive Rainfall



FEMA

National Watch Center

Hazards Outlook – Mar 4 - 8



FEMA

Declaration Requests in Process – 6

State / Tribe / Territory – Incident Description	Type	IA	PA	HM	Requested
NC – Tropical Storm Eta	DR		X	X	2/9
VA – 59 th Presidential Inauguration (Appeal)	EM		X		2/9
AL – Tornado	DR	X		X	2/11
ID – Severe Storm and Straight-line Winds	DR		X	X	2/11
MD – 59 th Presidential Inauguration (Appeal)	EM		X		2/12
LA – Severe Winter Storms	DR	X	X	X	2/26



FEMA

FEMA Common Operating Picture

FEMA HQ

NWC	NRCC
Monitoring	Level I

FEMA REGIONS

Watch	RRCC
Monitoring	I
Monitoring	II
Monitoring	III
Monitoring	IV
Monitoring	V
Monitoring	VI
Alt Loc	VII
Night Shift	VIII
Alt Location	IX
Monitoring	X

Notes:

NRCC-/ RRCCs: COVID-19 Response

RV RWC: Dayshift, Monitoring/ Night shift Remote Ops

RVII RWC: COVID Protocols

All State EOCs, activated for COVID-19 (except SD)

PR: Earthquakes

KY: Heavy Rains & Flash Flooding

LA: TC Laura/Delta/Zeta

IA: Derecho

CA & CO: Wildfires

AK: Flooding & Landslides

WV, KY, MS, LA, & TX,: Winter Weather

Major Disasters (DR): 116

- COVID-19: 58

Emergency Disasters (EM): 56

- COVID-19: 43
- JFOs: 9 / VJFOs: 12
- Staging Area
- Declared County (non-COVID-19 Declarations)
- Fully Activated
- Partially Activated
- Monitoring

As of 8:00 a.m. ET March 2, 2021
Created by FEMA NWC

N-IMATs

1 Team Available

Red	TX
White	NCR
Blue	NY
Gold	VARIOUS
Silver	

R-IMATs

4-6 Teams Available

I	
II	USVI
III	RRCC
IV-1	1
IV-2	RRCC
V	RRCC
VI-1	NM / OK
VI-2	TX
VII	2
VIII	3
IX-1	
IX-2	CA
X	RRCC

IM CADRE AVAILABILITY SUMMARY

Cadres with 25% or Less Availability

CVR 8% (7/91); DI 16% (10/64); EA 16% (73/458); EHP 17% (120/687); FL 15% (24/155); HM 18% (222/1,237); LOG 12% (171/1,416); NDRS 20% (51/261); OPS 5% (16/343); PA 15% (446/2,934); PLAN 14% (63/457); SAF 18% (10/62); SEC 13% (15/119)

Public Assistance Grant Program

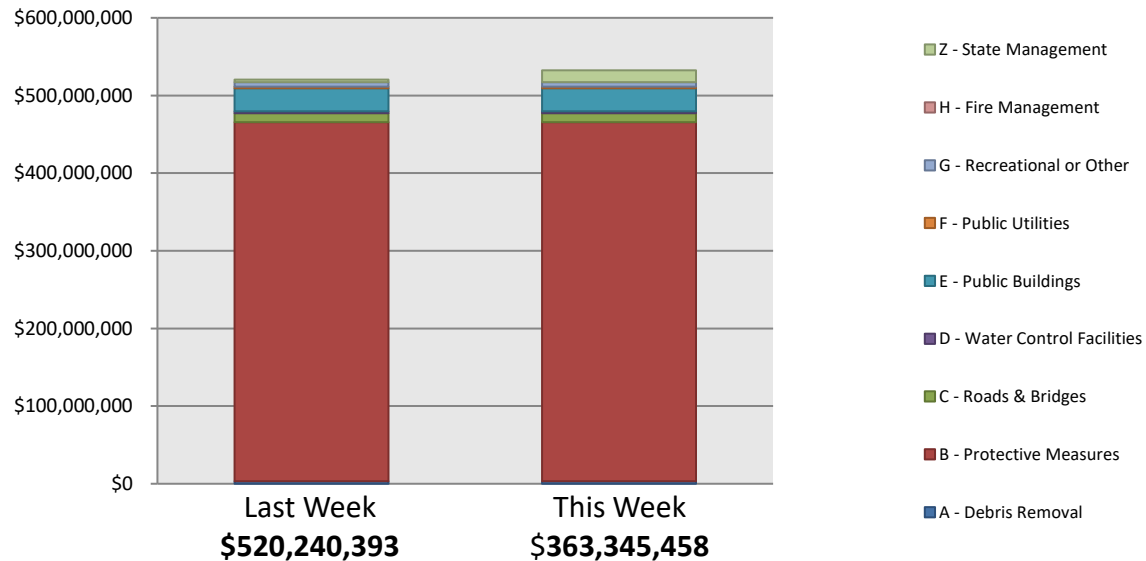
PA Project Worksheets Obligated

in past week, as of 03/01/2021 at 1500 ET

	Emergency Work		Permanent Work							
PA Category	A - Debris Removal	B - Protective Measures	C - Roads & Bridges	D - Water Control Facilities	E - Public Buildings	F - Public Utilities	G - Recreational or Other	H - Fire Management	Z - State Management	Total
Number Of PWs Obligated	23	160	65	8	47	21	35	0	37	368
Federal Share Obligated	\$3,329,270	\$462,107,861	\$11,631,304	\$2,429,512	\$29,778,065	\$1,995,025	\$5,935,685	\$0	\$15,156,683.74	\$363,345,457.73

Public Assistance Obligated per Category

02/15/2021 through 03/01/2021



COVID-19 Obligated

as of 03/01/21

- Total Public Assistance Obligated: \$15,342,446,584.00

This weeks PA Highlights

- In 4505-RI
 - \$66 Million obligated for Category B – Protective Measures
- In 4486-FL
 - \$50 Million obligated for Category B – Protective Measures
- In 4506-PA
 - \$46 Million obligated for Category B – Protective Measures



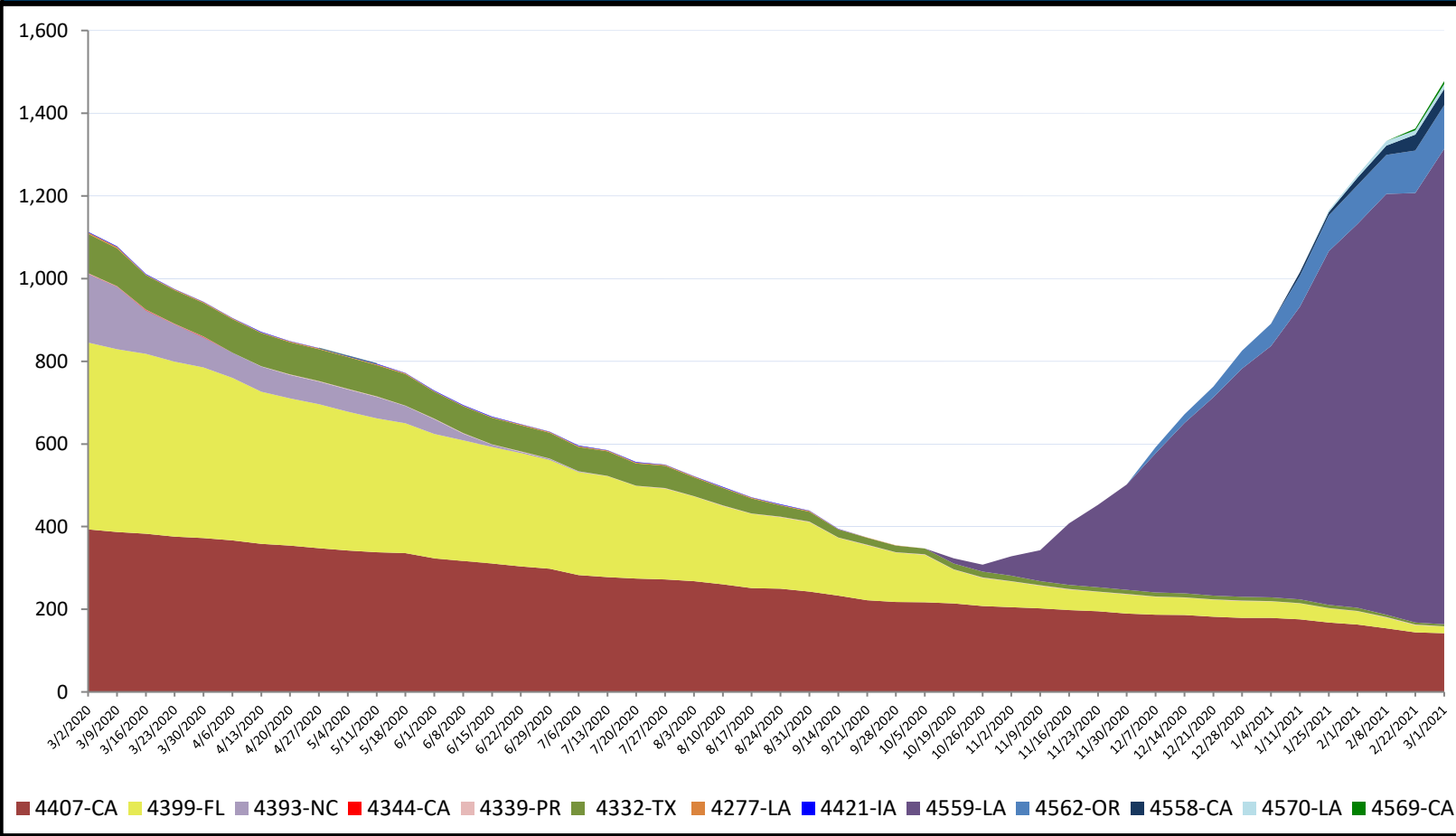
FEMA

National Watch Center

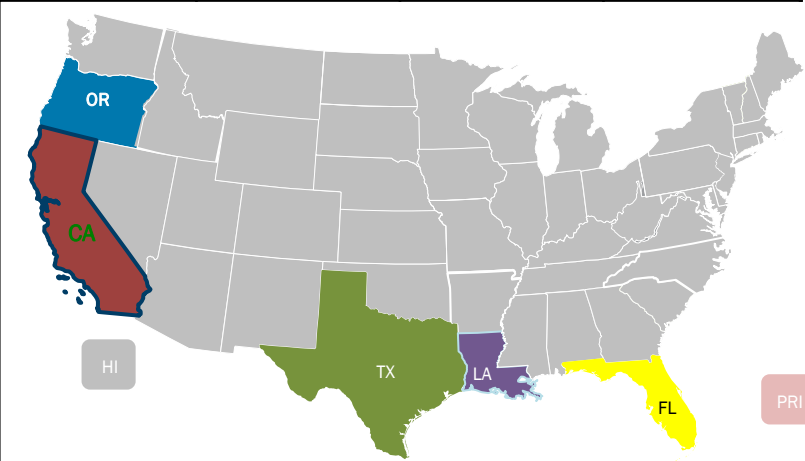
Direct Housing

Total Households in FEMA Direct Housing per State

Past Year per Week, 03/02/2020 – 03/01/2021. There are currently **1,478** Households Occupying **1,478** Temporary Units.



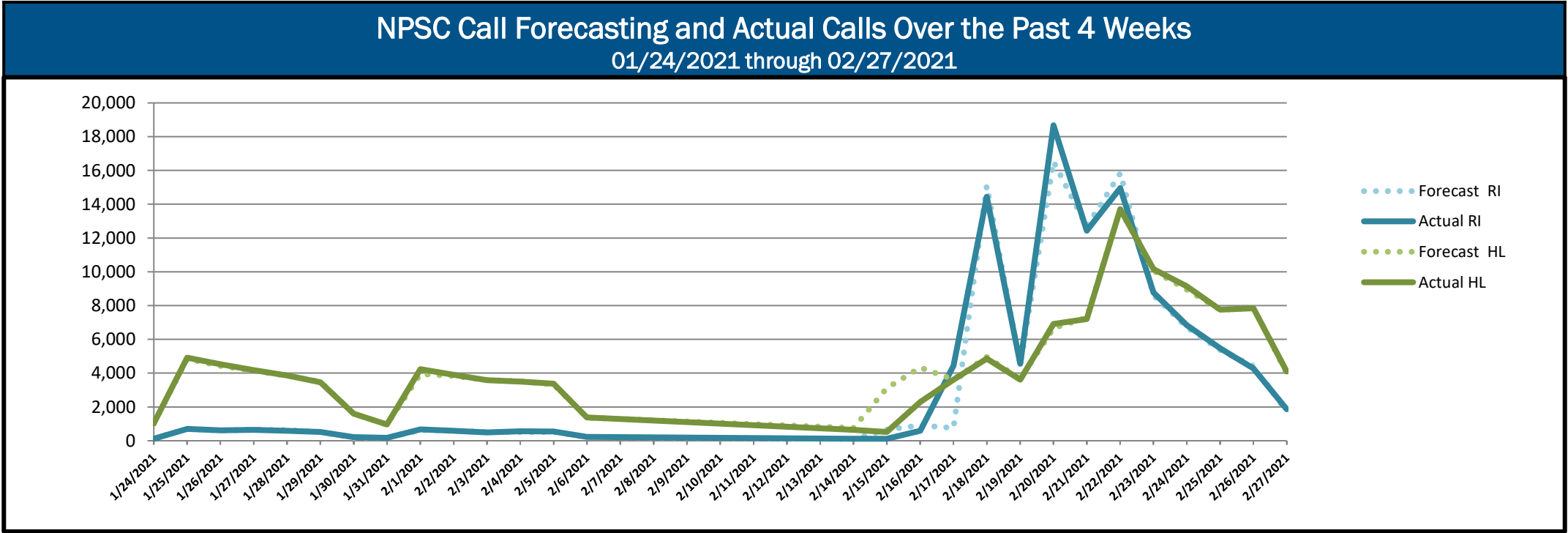
DR	IA Declaration Date	Program End Date	Current # of Households in Direct Housing (Weekly Change)
4570-LA	10/16/2020	4/16/2022	12 (+1)
4569-CA	10/16/2020	4/16/2022	7 (+3)
4562-OR	9/15/2020	3/15/2022	106 (+3)
4559-LA	8/28/2020	2/28/2022	1150 (+111)
4558-CA	8/22/2020	2/22/2022	39 (+1)
4407-CA	11/12/2018	5/12/2020	142 (-2)
4399-FL	10/11/2018	4/11/2020	16 (-2)
4339-PR	9/20/2017	9/20/2019	1 (0)
4332-TX	8/25/2017	8/25/2019	5 (0)



States with Currently Occupied Units

NPSC Call Activity

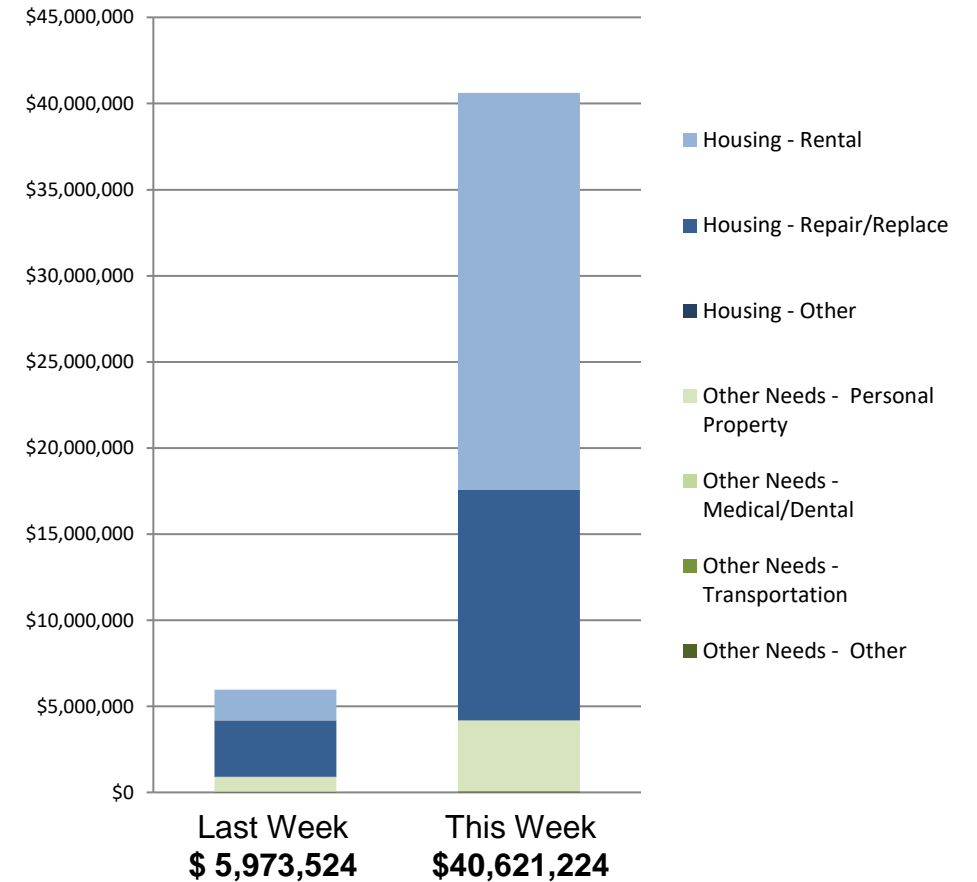
NPSC Call Activity in the Past Week		
02/21/2021 through 02/27/2021		
Call Type	Projected Calls	Actual Calls
Registration Intake:	55,328	54,619
Helpline:	59,601	59,916
Combined:	114,929	114,535



Individual Assistance Activity

	Individuals and Households Program Activity As Of: 3/1/21				
		In Past 7 Days		Cumulative	
		Applicants Approved	Amount Approved	Applicants Approved	Amount Approved
Open Registration Period	4576-MS Declared 12-31-2020 End Of Reg Period 03-01-2021				
	Housing Assistance	365	\$999,449.33	3,384	\$11,294,022.02
	Other Needs Assistance	186	\$299,929.15	1,632	\$2,334,663.75
	Total IHP	\$1,299,378.48		\$13,628,685.77	
	Average IHP			\$3,527	
	Total Max Grants			HA	ONA
				1	0
Open Registration Period	4577-LA Declared 01-12-2021 End Of Reg Period 03-15-2021				
	Housing Assistance	293	\$903,105.73	1,773	\$5,721,047.13
	Other Needs Assistance	202	\$319,108.09	1,060	\$1,066,394.14
	Total IHP	\$1,222,213.82		\$6,787,441.27	
	Average IHP			\$3,030	
	Total Max Grants			HA	ONA
				1	0
Open Registration Period	4586-TX Declared 02-19-2021 End Of Reg Period 04-21-2021				
	Housing Assistance	10,372	\$32,331,164.05	10,499	\$32,749,823.33
	Other Needs Assistance	3,203	\$3,083,694.69	3,244	\$3,132,080.60
	Total IHP	\$35,414,858.74		\$35,881,903.93	
	Average IHP			\$3,143	
	Total Max Grants			HA	ONA
				0	0
Open Registration Period	4587-OK Declared 02-24-2021 End Of Reg Period 04-26-2021				
	Housing Assistance	47	\$107,555.81	47	\$107,555.81
	Other Needs Assistance	29	\$16,285.55	29	\$16,285.55
	Total IHP	\$123,841.36		\$123,841.36	
	Average IHP			\$2,293	
	Total Max Grants			HA	ONA
				0	0
Other IHP Active	17 Declarations IHP Programmatically Open - Closed Registration *				
	Housing Assistance	530	\$2,087,020.79		
	Other Needs Assistance	311	\$473,910.57		
	Total IHP	\$2,560,931.36			
	Total IHP Approved in Past Week \$40,621,223.76				

IHP Approved per Category in the Past
2 Weeks – 02/15/2021 through 03/01/2021



FEMA

National Watch Center



FEMA

Helping people before, during, and after disasters.

[Click here to subscribe to this briefing.](#)