

FEMA National Watch Center

Daily Operations Briefing

Monday, March 8, 2021

8:30 a.m. ET



FEMA

National Current Ops / Monitoring

New Significant Incidents / Ongoing Ops:

- COVID-19

Hazard Monitoring:

- Mixed precipitation – Northwest and Northeast

Disaster Declaration Activity:

- None

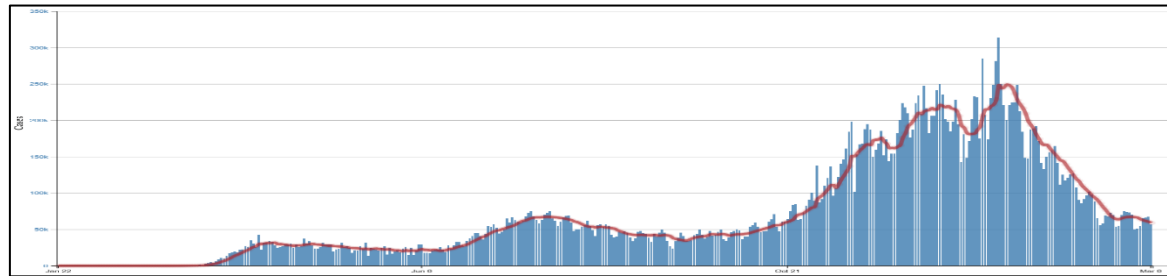
Event Monitoring:

- None

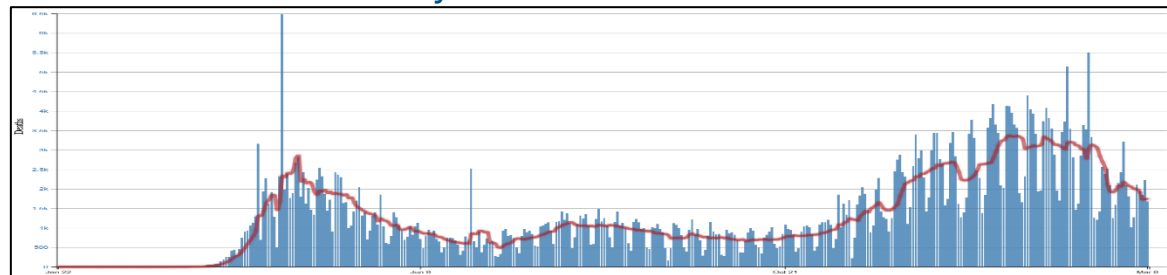


FEMA

COVID-19 Weekly Update *(CDC data, as of March 7)*



Daily Trends of COVID-19 Cases



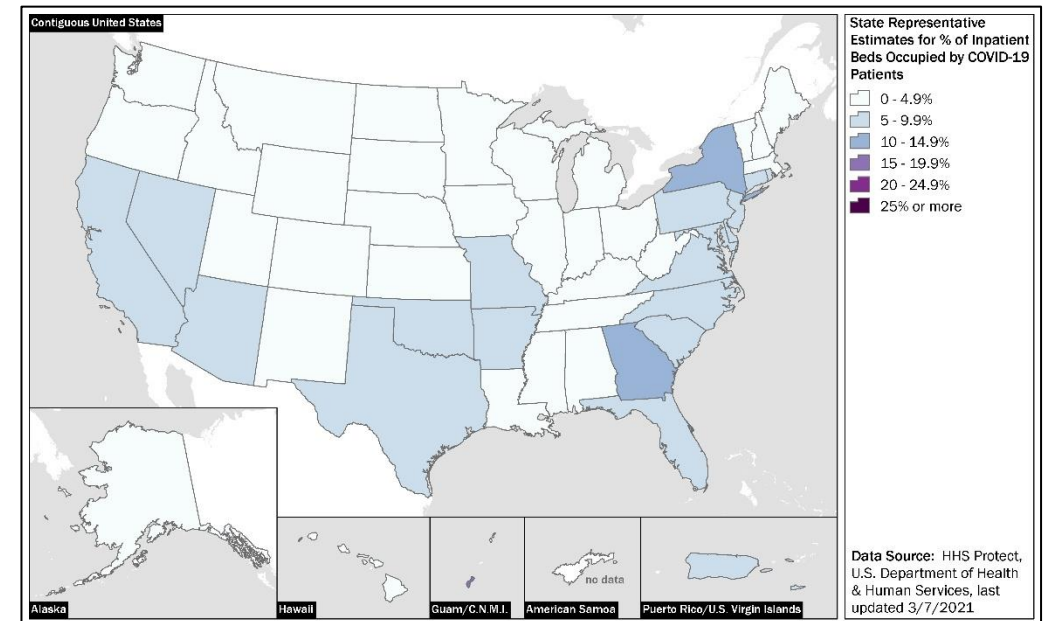
Daily Trends of COVID-19 Deaths



National Inpatient Beds Used – COVID-19 Patients

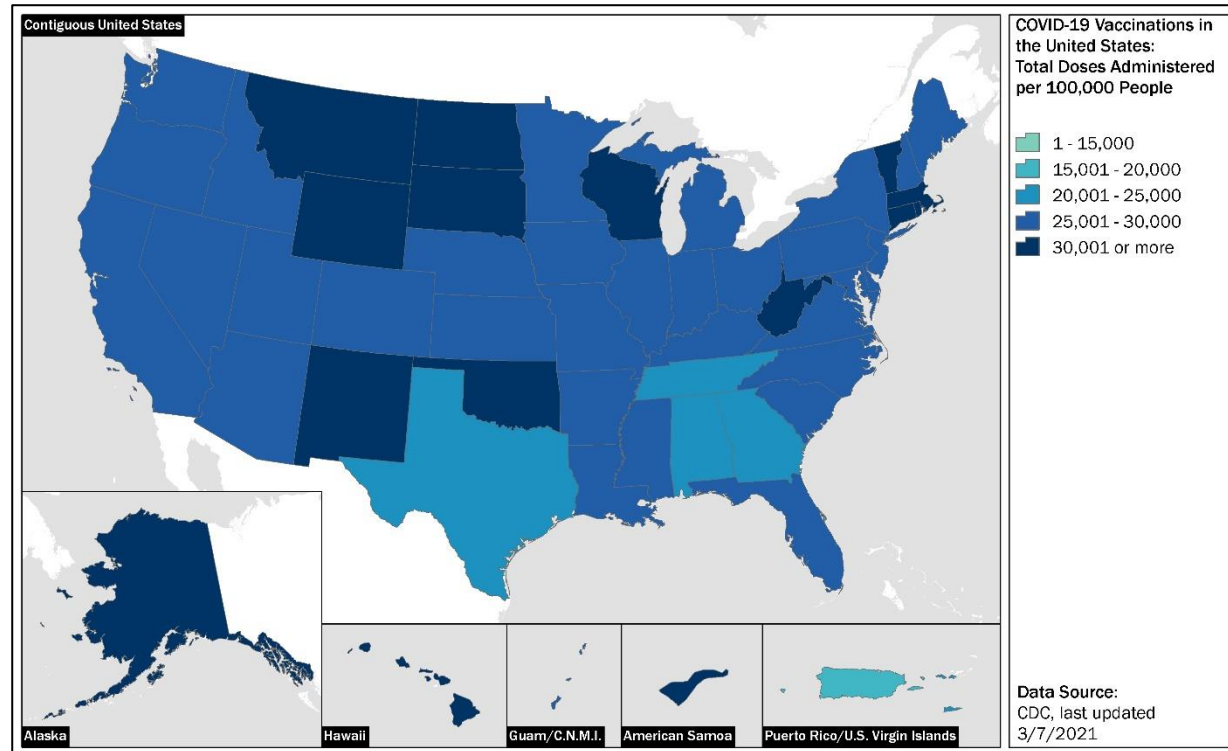
Key Updates:

- U.S. COVID-19 totals:
 - Confirmed Cases: **28,771,749 (+416,329)**
 - Confirmed Deaths: **522,973 (+12,196)**
- Major Disaster Declarations: 58 Emergency Declarations: 43
- Public Assistance obligated for COVID-19 Response: **\$15.6 billion (+300M)**
- FEMA NRCC activated to Level I in support of COVID-19 operations



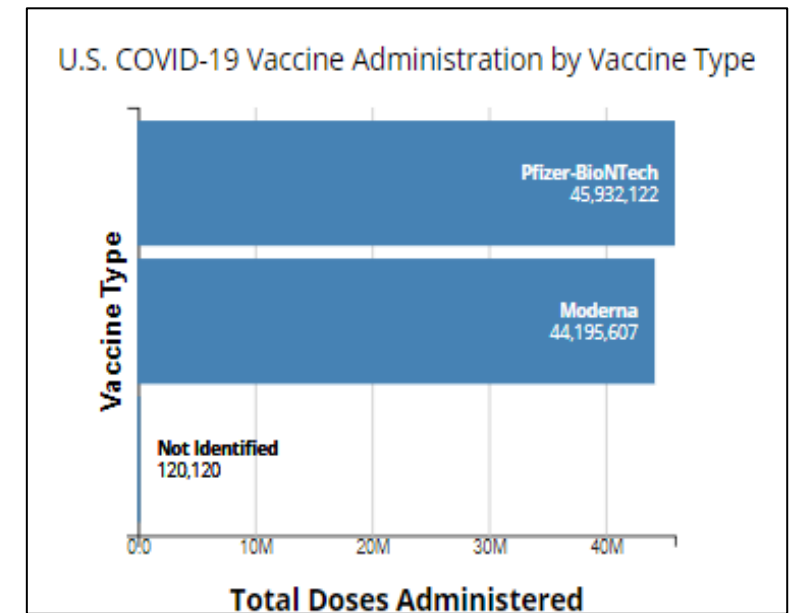
FEMA

COVID-19 Vaccine Weekly Update *(CDC data, as of March 7)*



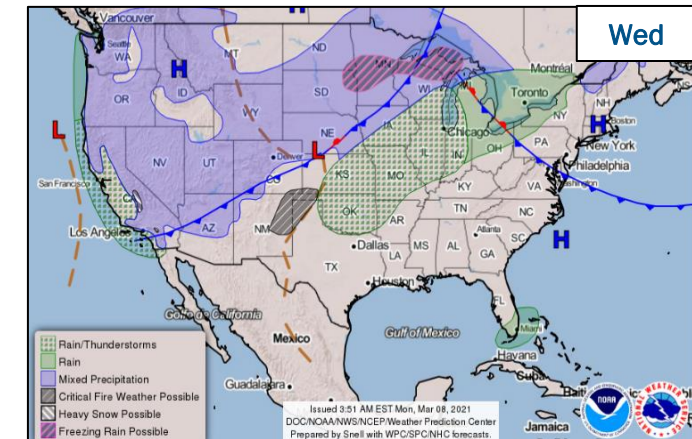
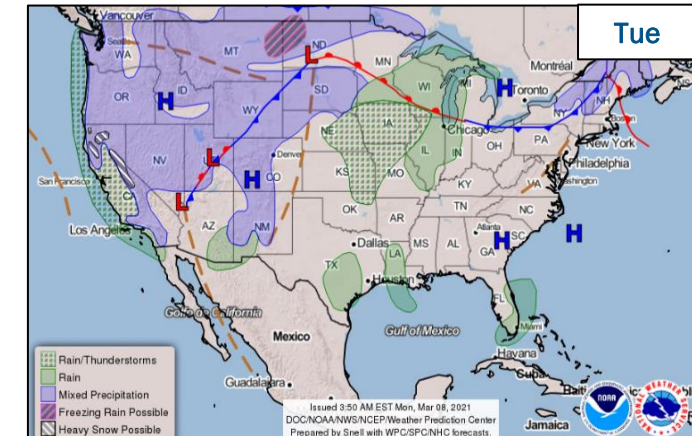
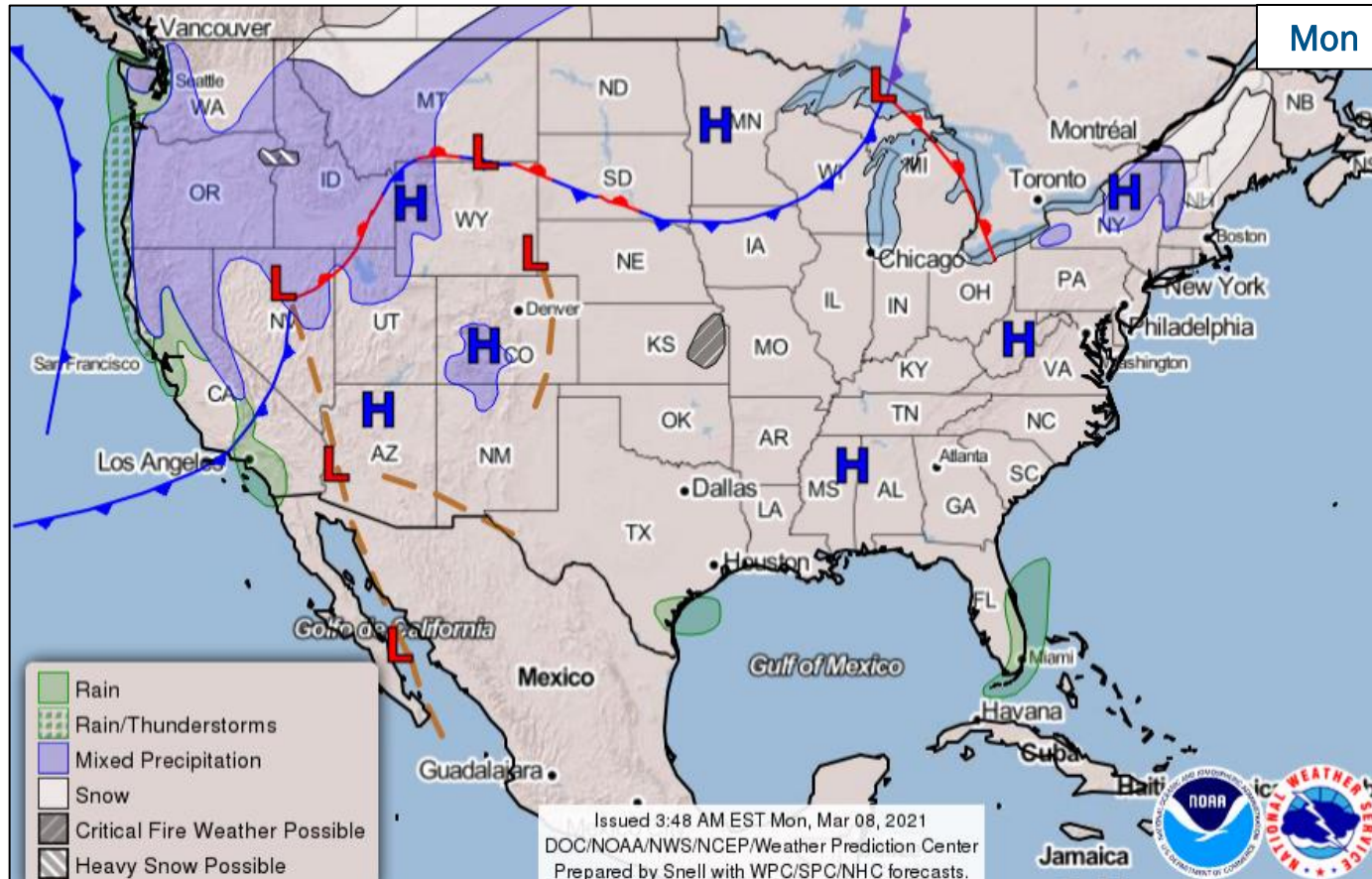
Key Updates:

- Total Doses:
 - Distributed : 116,363,405 (+19,960,915)
 - Administered: 90,351,750 (+15,115,747)
 - People Receiving 1 or More Doses: 58,873,710 (+9,101,530)
- People Receiving 2 Doses: 30,686,881 (+5,906,961)
- Doses Administered in Long-Term Care Facilities: 7,389,102 (+276,565)
- Federally-Supported Sites (CVCs): 712



FEMA

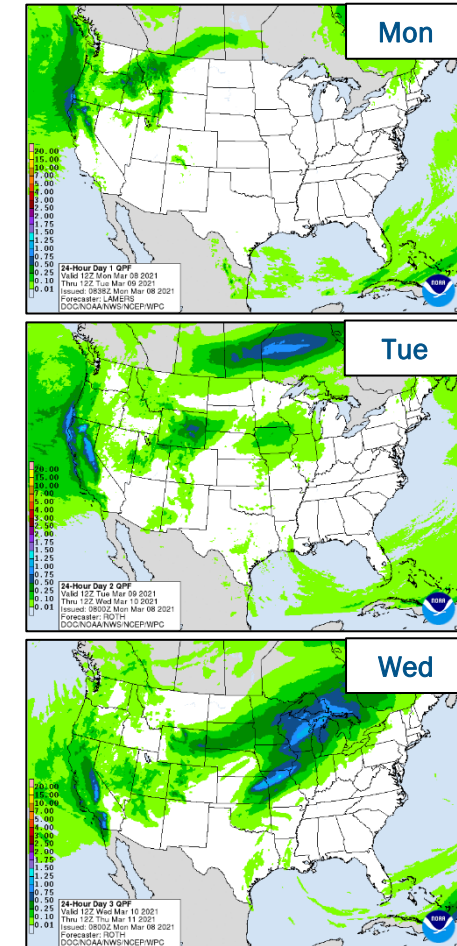
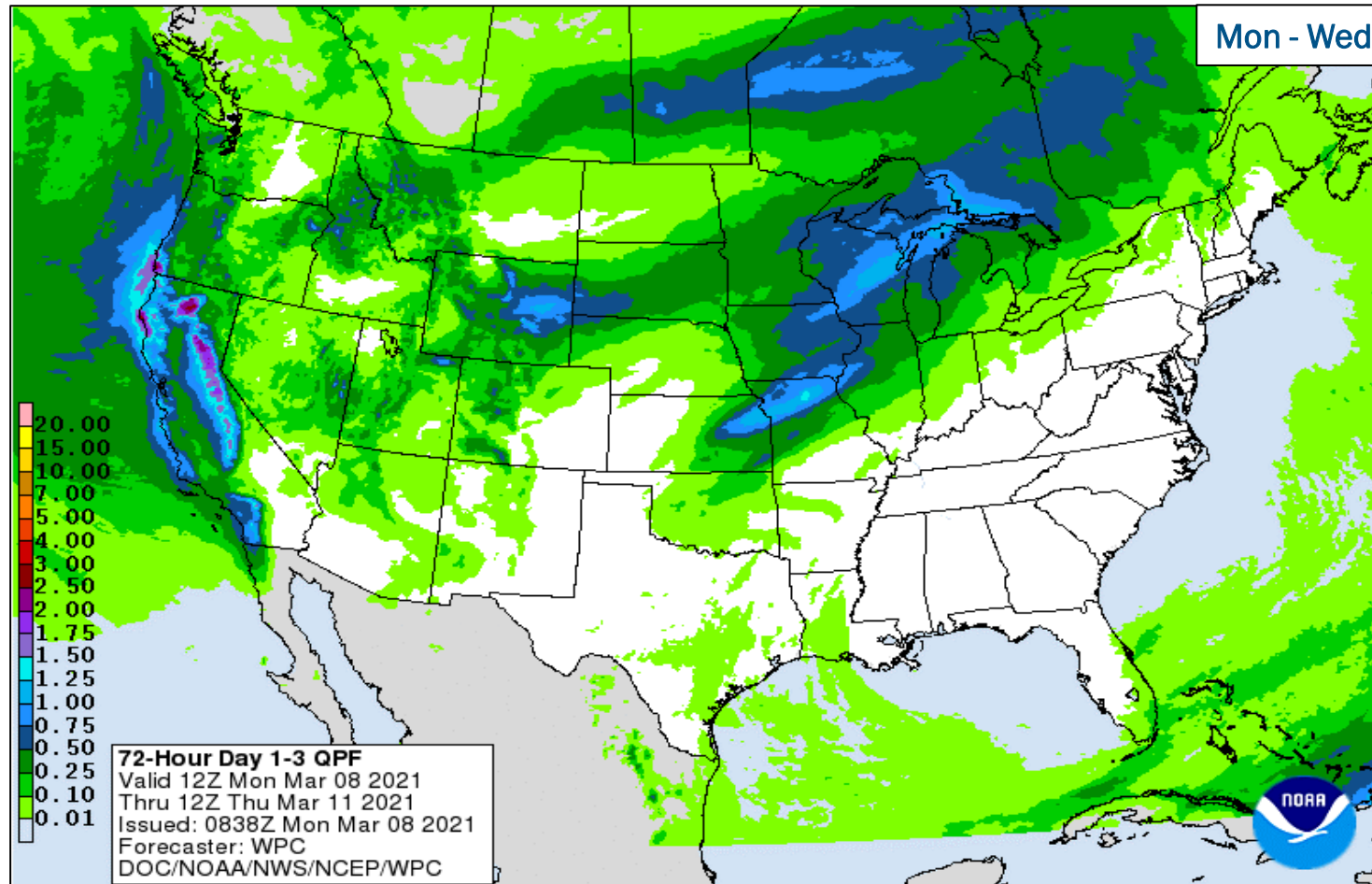
National Weather Forecast



FEMA

National Watch Center

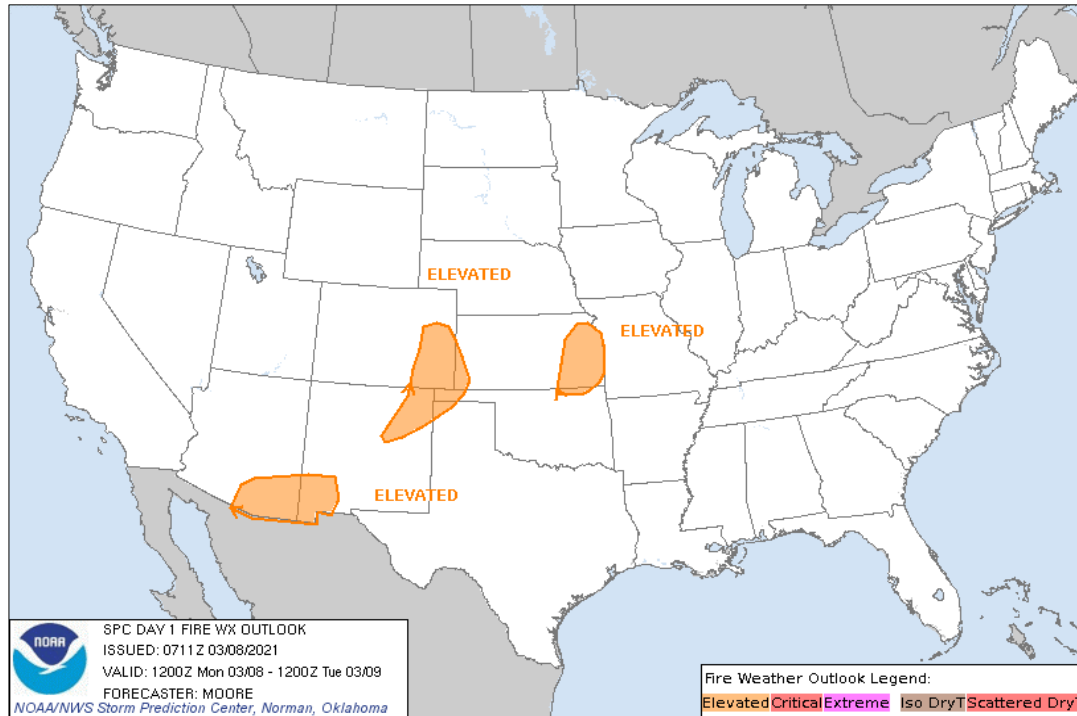
Precipitation Forecast



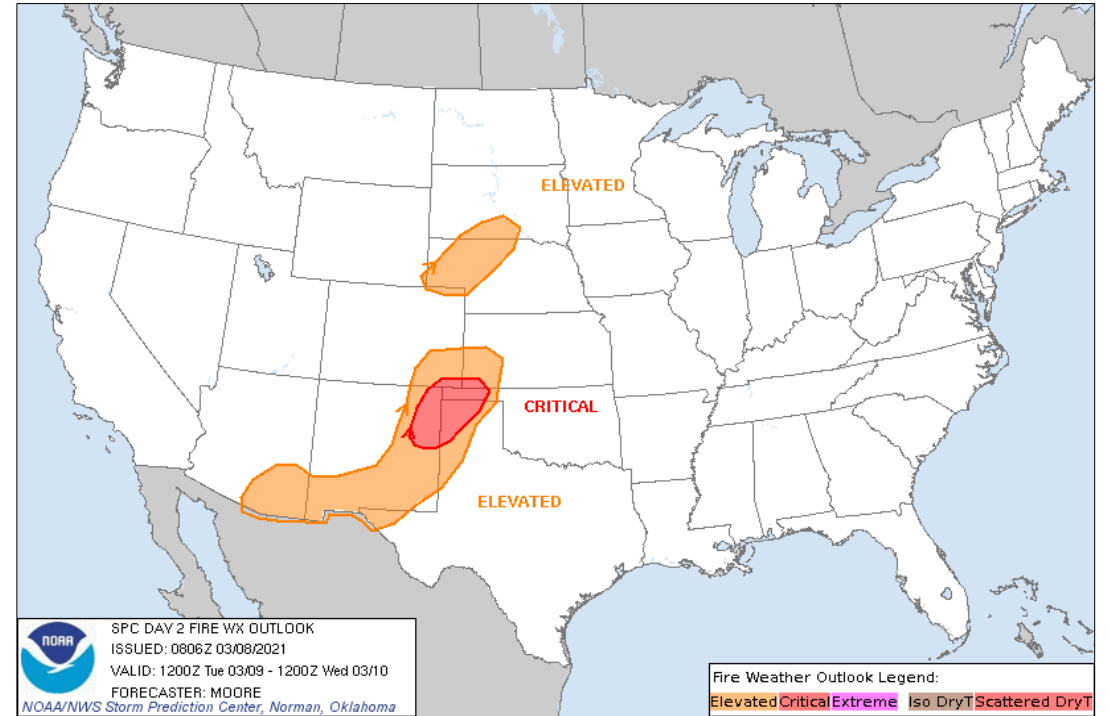
FEMA

National Watch Center

Fire Weather Outlook



Today



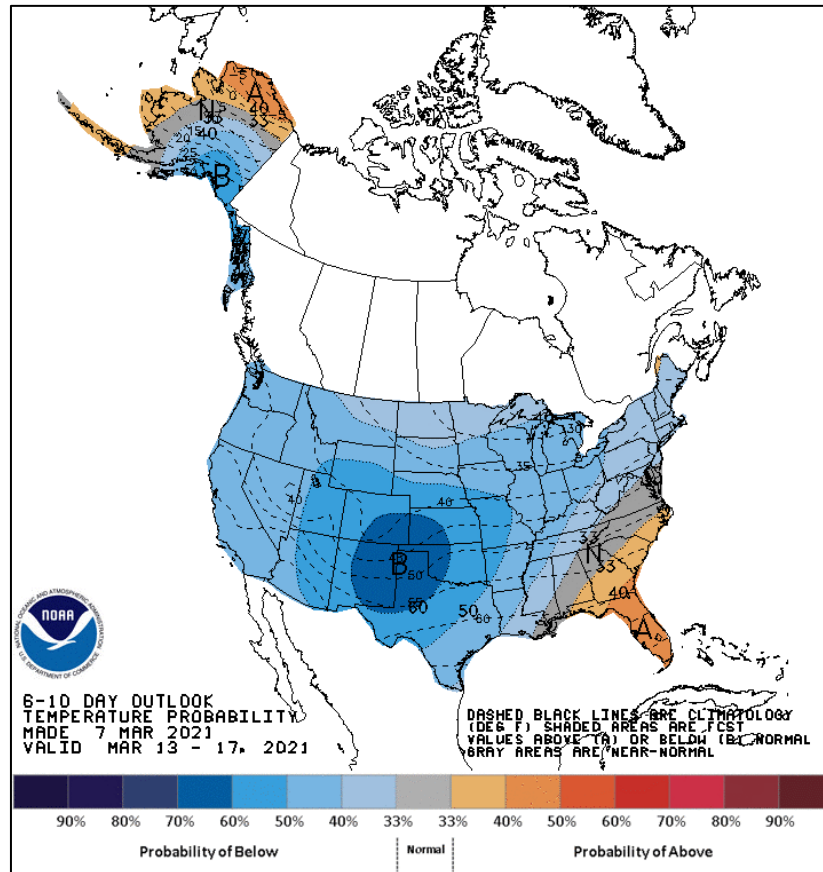
Tomorrow



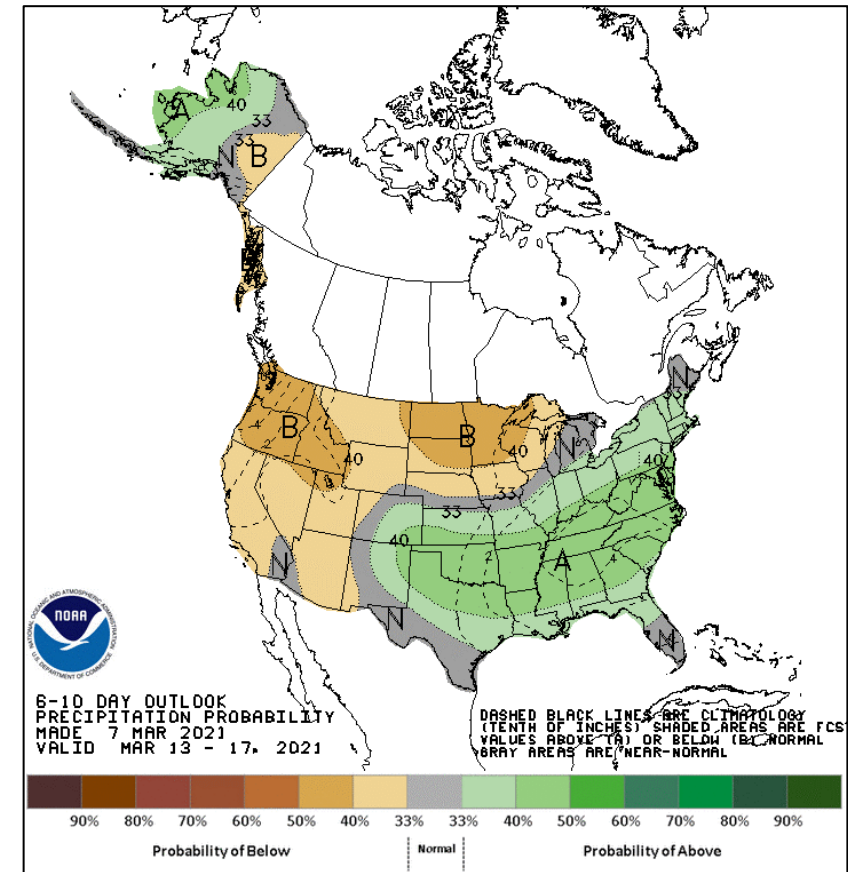
FEMA

National Watch Center

Long Range Outlooks – Mar 13 - 17



6-10 Day Temperature Probability



6-10 Day Precipitation Probability



FEMA

National Watch Center

Joint Preliminary Damage Assessments

Region	State / Location	Event	IA	Number of Counties		Start – End
			PA	Requested	Complete	
IV	MS	Severe Winter Weather February 11-19, 2021	IA	N/A	N/A	N/A
			PA	32	0	3/9 – TBD
	KY	Winter Storm February 8-19, 2021	IA	N/A	N/A	N/A
			PA	41	0	3/8 – TBD
		Severe Flooding February 26, 2021	IA	4	0	3/6 – TBD
			PA	N/A	N/A	N/A
	TN	Winter Storm February 10-19, 2021	IA	N/A	N/A	N/A
			PA	14	0	3/8 – TBD



FEMA

Declaration Requests in Process – 4

State / Tribe / Territory – Incident Description	Type	IA	PA	HM	Requested
VA – 59 th Presidential Inauguration (Appeal)	EM		X		2/9
AL – Tornado	DR	X		X	2/11
MD – 59 th Presidential Inauguration (Appeal)	EM		X		2/12
LA – Severe Winter Storms	DR	X	X	X	2/26



FEMA

FEMA Common Operating Picture

FEMA HQ

NWC	NRCC
Monitoring	Level I

FEMA REGIONS

Watch	RRCC
Monitoring	I
Monitoring	II
Monitoring	III
Monitoring	IV
Monitoring	V
Monitoring	VI
Alt Loc	VII
Night Shift	VIII
Monitoring	IX
Monitoring	X

Notes:

NRCC-/ RRCCs: COVID-19 Response

RV RWC: Dayshift, Monitoring/ Night shift Remote Ops

RVII RWC: COVID Protocols

All State EOCs, activated for COVID-19 (except SD)

PR: Earthquakes

KY: Heavy Rains & Flash Flooding

LA: TC Laura/Delta/Zeta

CA & CO: Wildfires

AK: Flooding & Landslides

WV & MS: Winter Weather

Major Disasters (DR): 118

- COVID-19: 58

Emergency Disasters (EM): 54

- COVID-19: 43

★ JFOs: 9 / VJFOs: 12

🟢 Staging Area

🟡 Declared County (non-COVID-19 Declarations)

🔴 Fully Activated

🟠 Partially Activated

🟡 Monitoring

As of 8:00 a.m. ET March 8, 2021
Created by FEMA NWC

N-IMATs

1 Team Available

Red	TX
White	NCR
Blue	NY
Gold	VARIOUS
Silver	

R-IMATs

4-6 Teams Available

I	
II	USVI
III	RRCC
IV-1	3
IV-2	RRCC
V	RRCC
VI-1	NM / OK
VI-2	TX
VII	1
VIII	2
IX-1	
IX-2	CA
X	RRCC
FMC	PMC
NMC	Deployed

Team Status

US&R	MERS	FCOs	IM WORKFORCE
>66%	> 66%	≤1 Type I	
Assigned:	28	36	52
Unavailable	1	0	1
Deployed:	0	0	51
Available:	27	36	0

IM CADRE AVAILABILITY SUMMARY

Cadres with 25% or Less Availability

CVR 7% (6/92); DI 11% (7/63); EA 16% (73/457); EHP 15% (101/692); FL 15% (23/154); HM 17% (215/1,237); HR 23% (48/209); LOG 17% (243/1,429); NDRS 16% (43/261); OPS 5% (19/348); PA 15% (427/2,940); PLAN 13% (58/455); SAF 15% (9/62); SEC 15% (18/119)

IM CADRE AVAILABILITY SUMMARY

Cadres with 25% or Less Availability

CVR 7% (6/92); DI 11% (7/63); EA 16% (73/457); EHP 15% (101/692); FL 15% (23/154); HM 17% (215/1,237); HR 23% (48/209); LOG 17% (243/1,429); NDRS 16% (43/261); OPS 5% (19/348); PA 15% (427/2,940); PLAN 13% (58/455); SAF 15% (9/62); SEC 15% (18/119)



FEMA

Helping people before, during, and after disasters.

[Click here to subscribe to this briefing.](#)