

FEMA National Watch Center

Daily Operations Briefing

Tuesday, March 9, 2021

8:30 a.m. ET



FEMA

National Current Ops / Monitoring

New Significant Incidents / Ongoing Ops:

- COVID-19

Hazard Monitoring:

- Heavy rain – CA
- Mixed precipitation – Northwest to Plains, Northeast
- Critical Fire Weather – TX, NM, CO, KS, and OK
- Flash Flooding – Maui, HI
- M4.8 Earthquake - PR

Disaster Declaration Activity:

- None

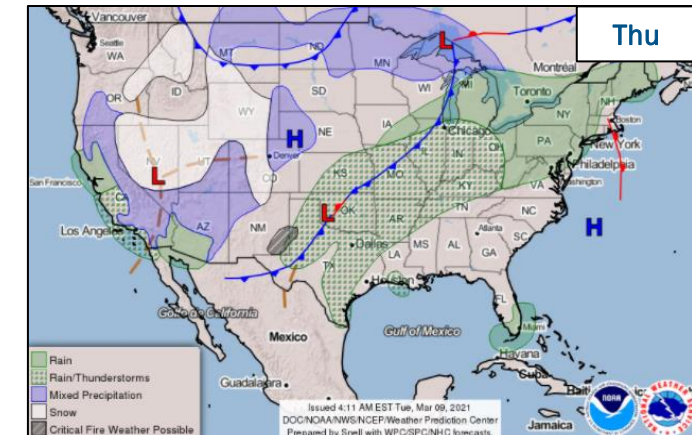
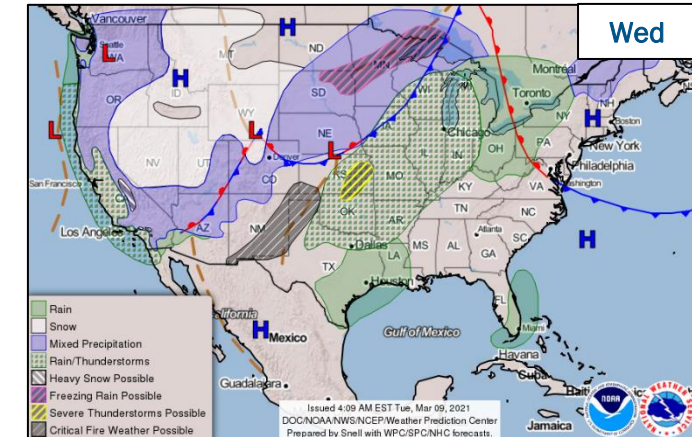
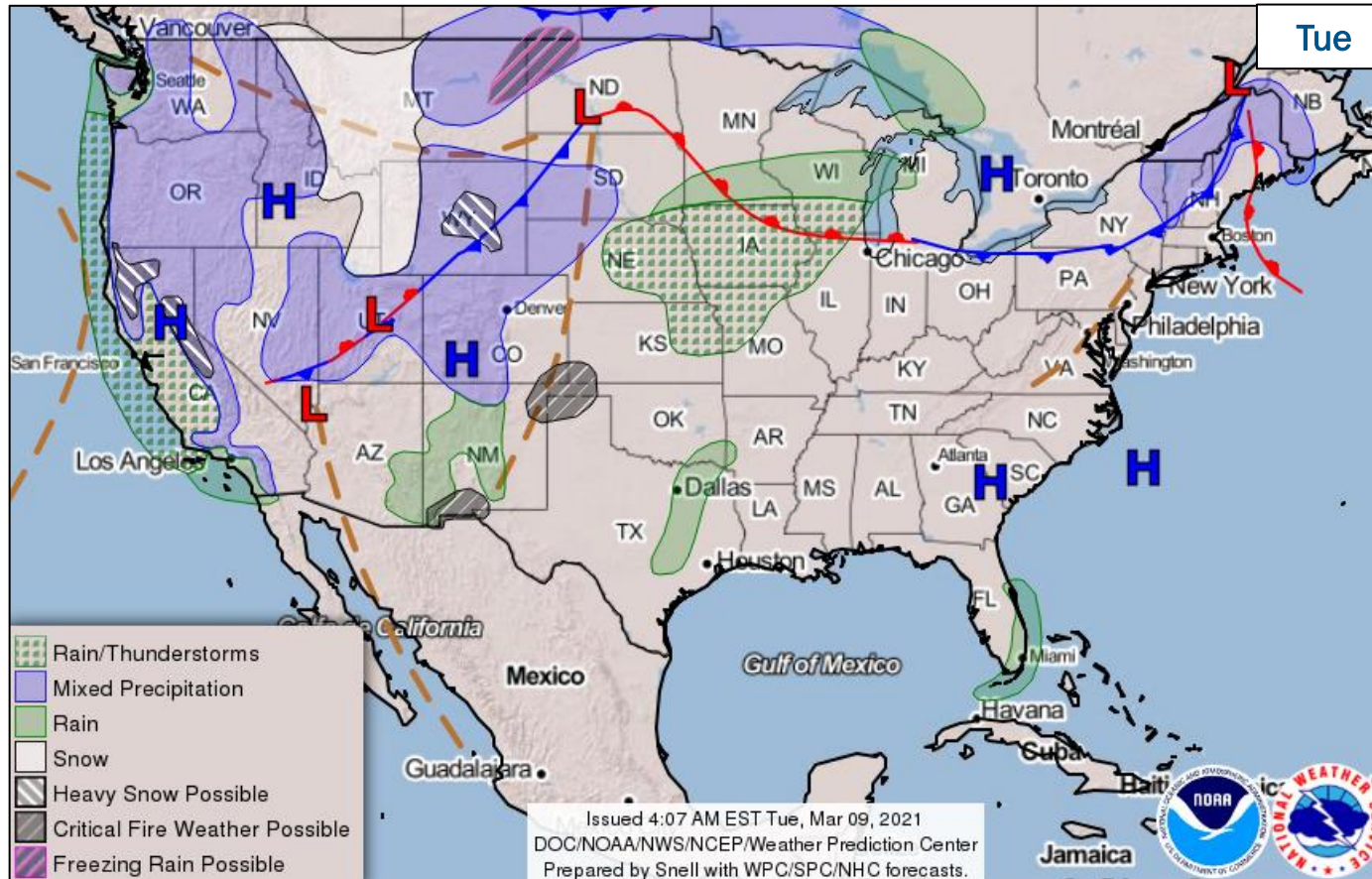
Event Monitoring:

- None



FEMA

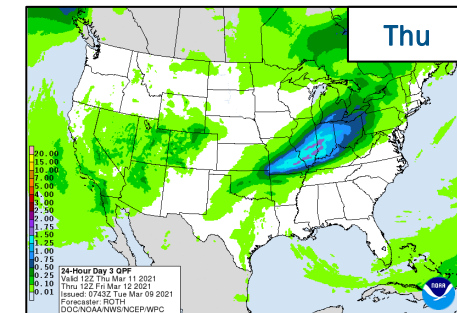
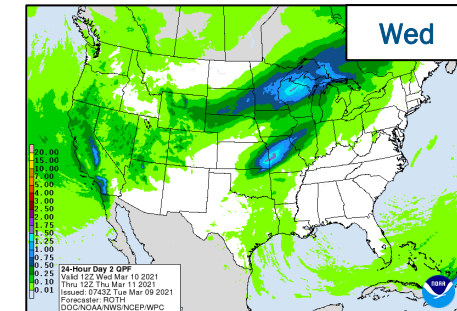
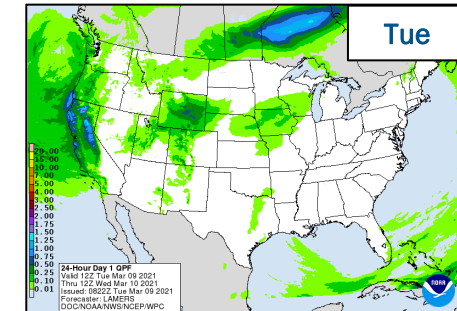
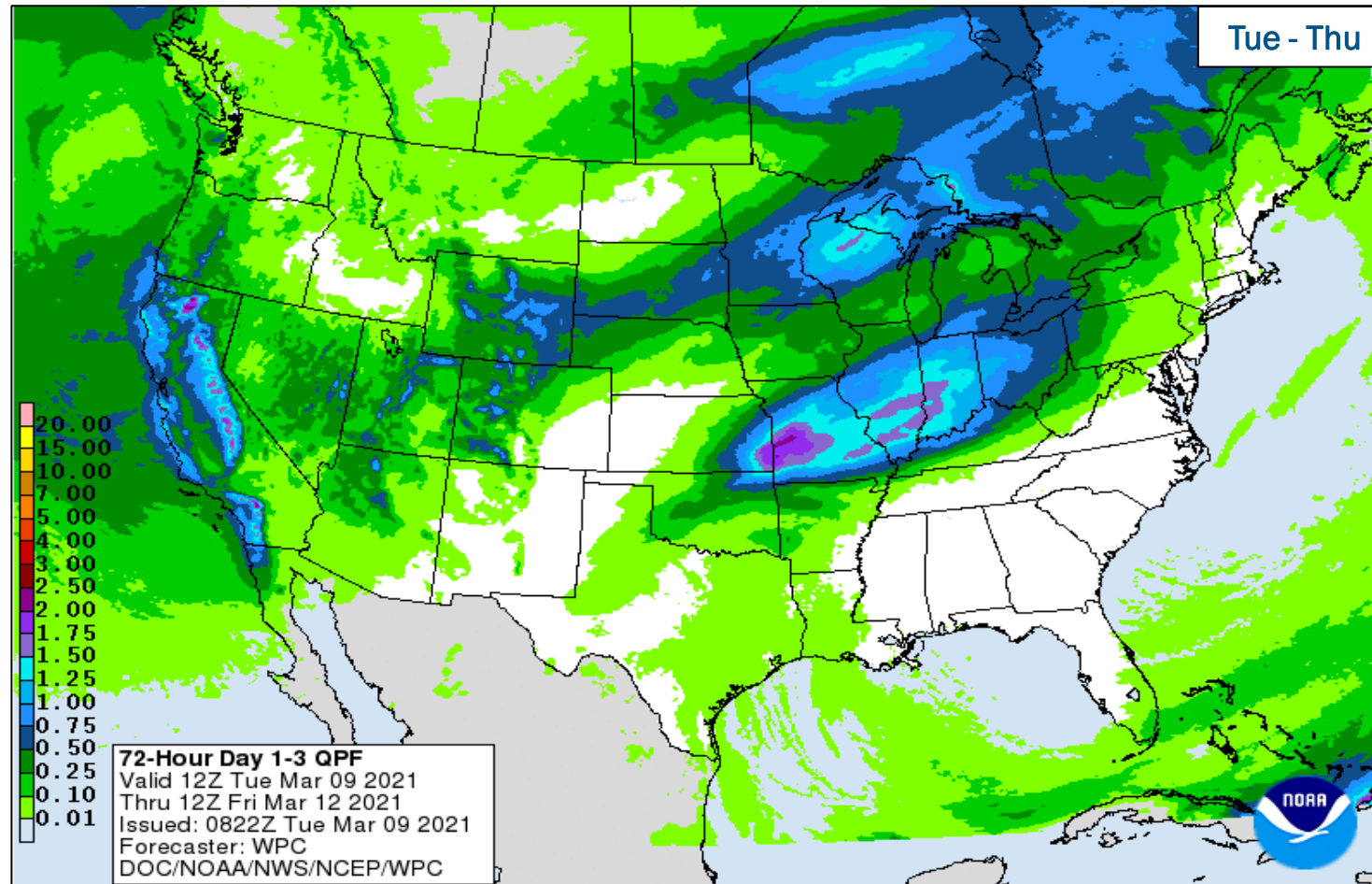
National Weather Forecast



FEMA

National Watch Center

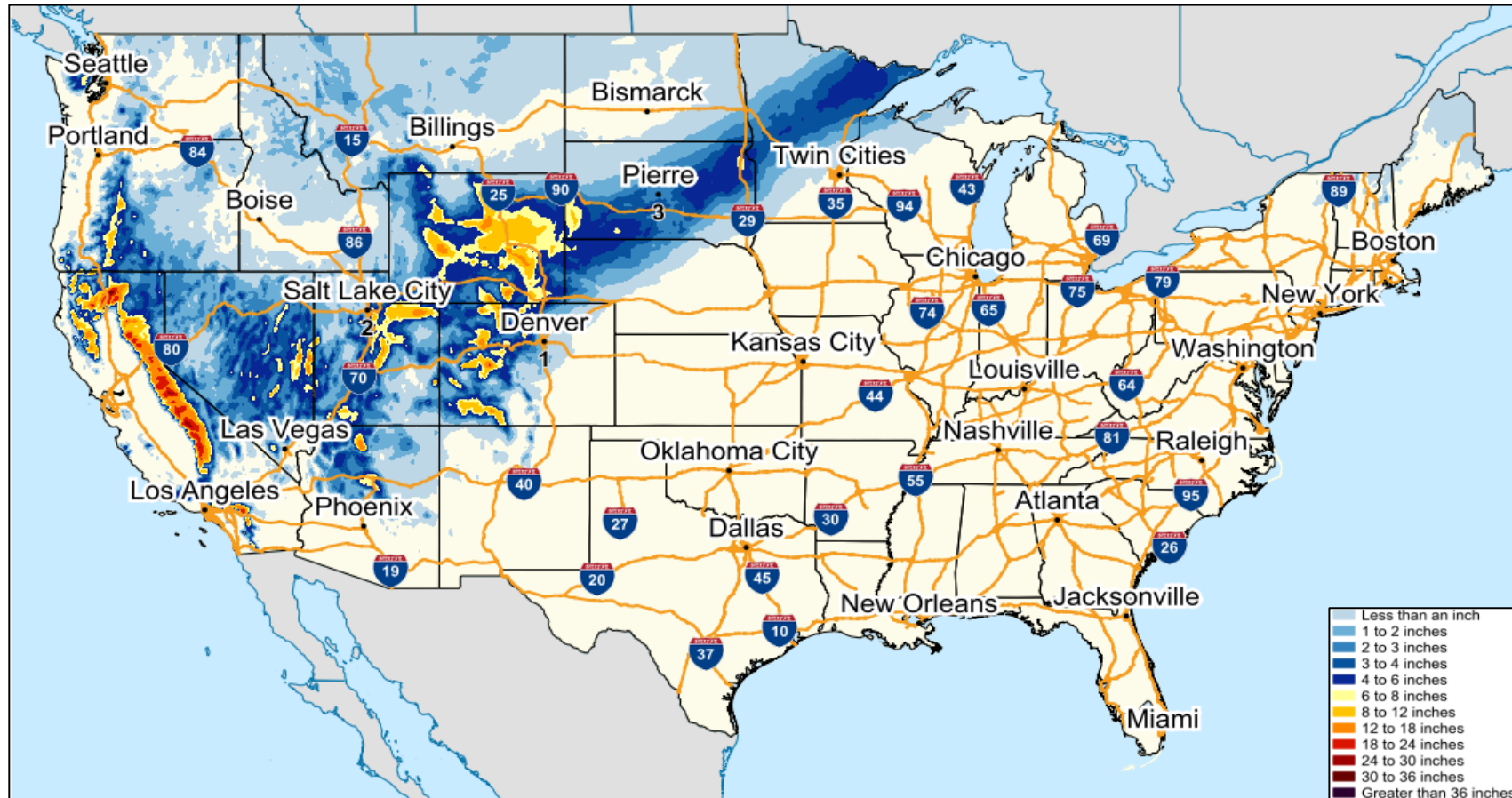
Precipitation Forecast



FEMA

National Watch Center

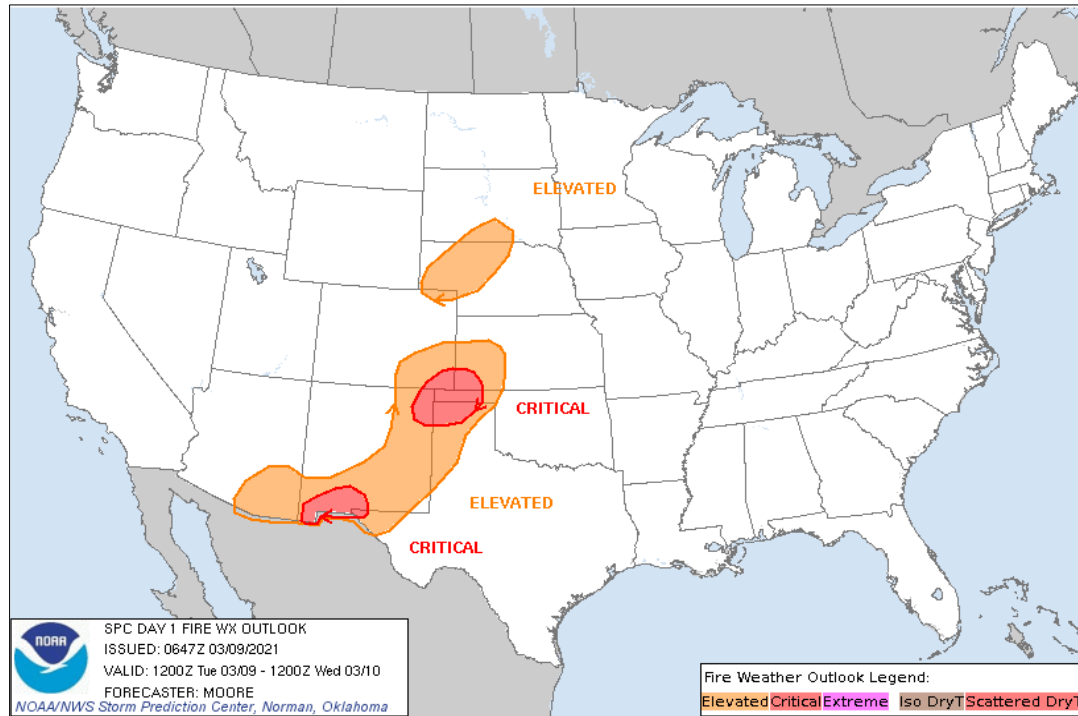
Forecast Snowfall



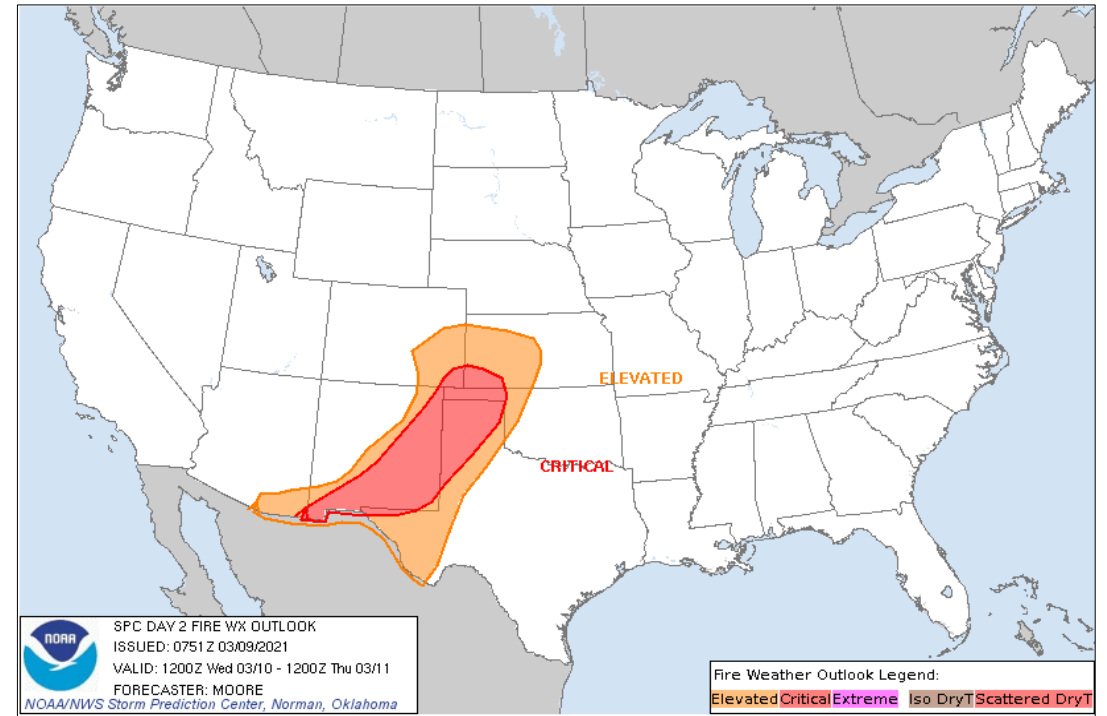
FEMA

National Watch Center

Fire Weather Outlook



Today



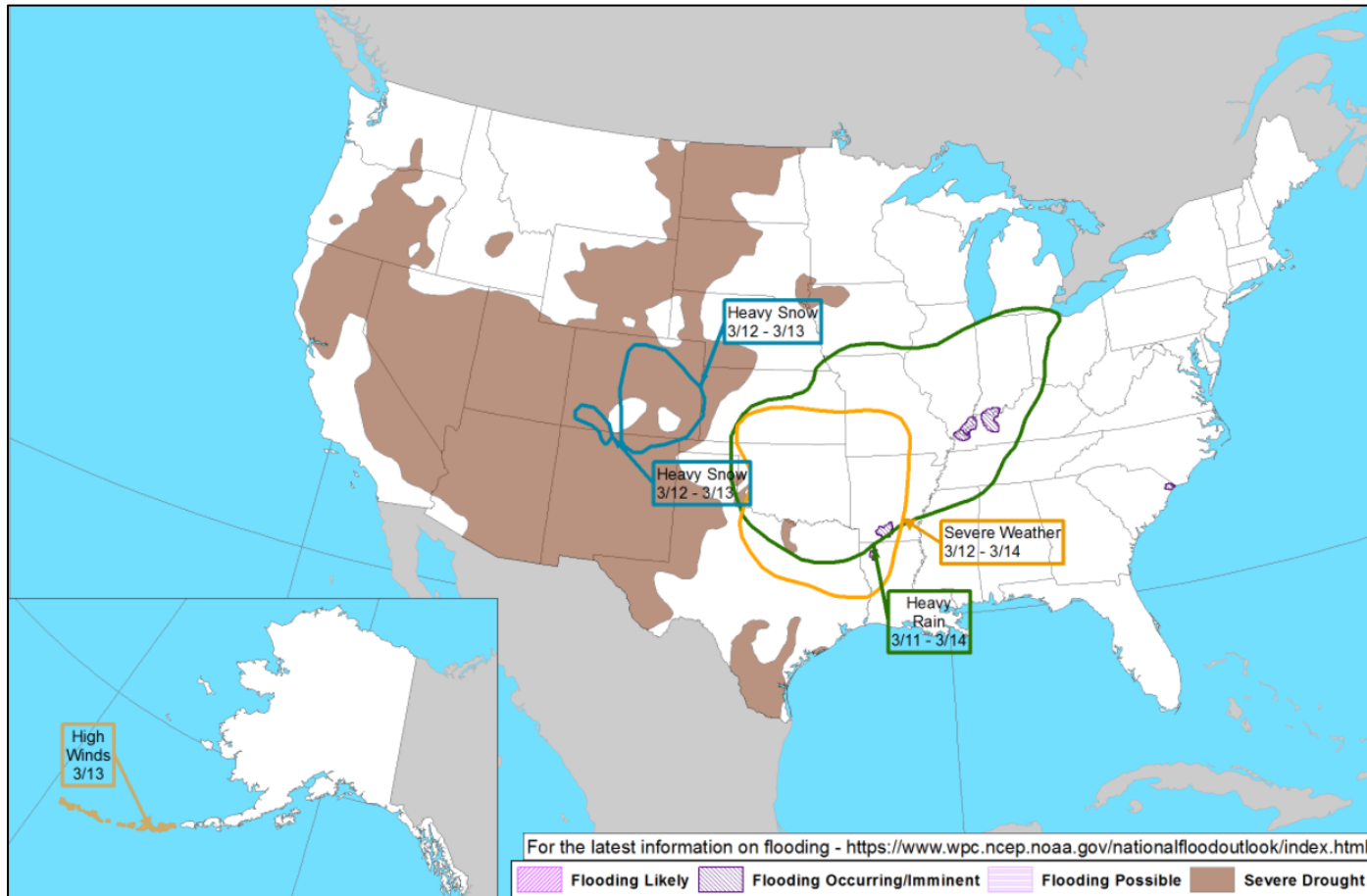
Tomorrow



FEMA

National Watch Center

Hazards Outlook – Mar 11-15



FEMA

Joint Preliminary Damage Assessments

Region	State / Location	Event	IA	Number of Counties		Start – End
			PA	Requested	Complete	
IV	MS	Severe Winter Weather February 11-19, 2021	IA	N/A	N/A	N/A
			PA	33 & 1 Tribe (+2)	0	3/9 – TBD
	KY	Winter Storm February 8-19, 2021	IA	N/A	N/A	N/A
			PA	41	0	3/8 – TBD
		Severe Flooding February 26, 2021	IA	4	0	3/6 – TBD
			PA	N/A	N/A	N/A
	TN	Winter Storm February 10-19, 2021	IA	N/A	N/A	N/A
			PA	14	0	3/8 – TBD



FEMA

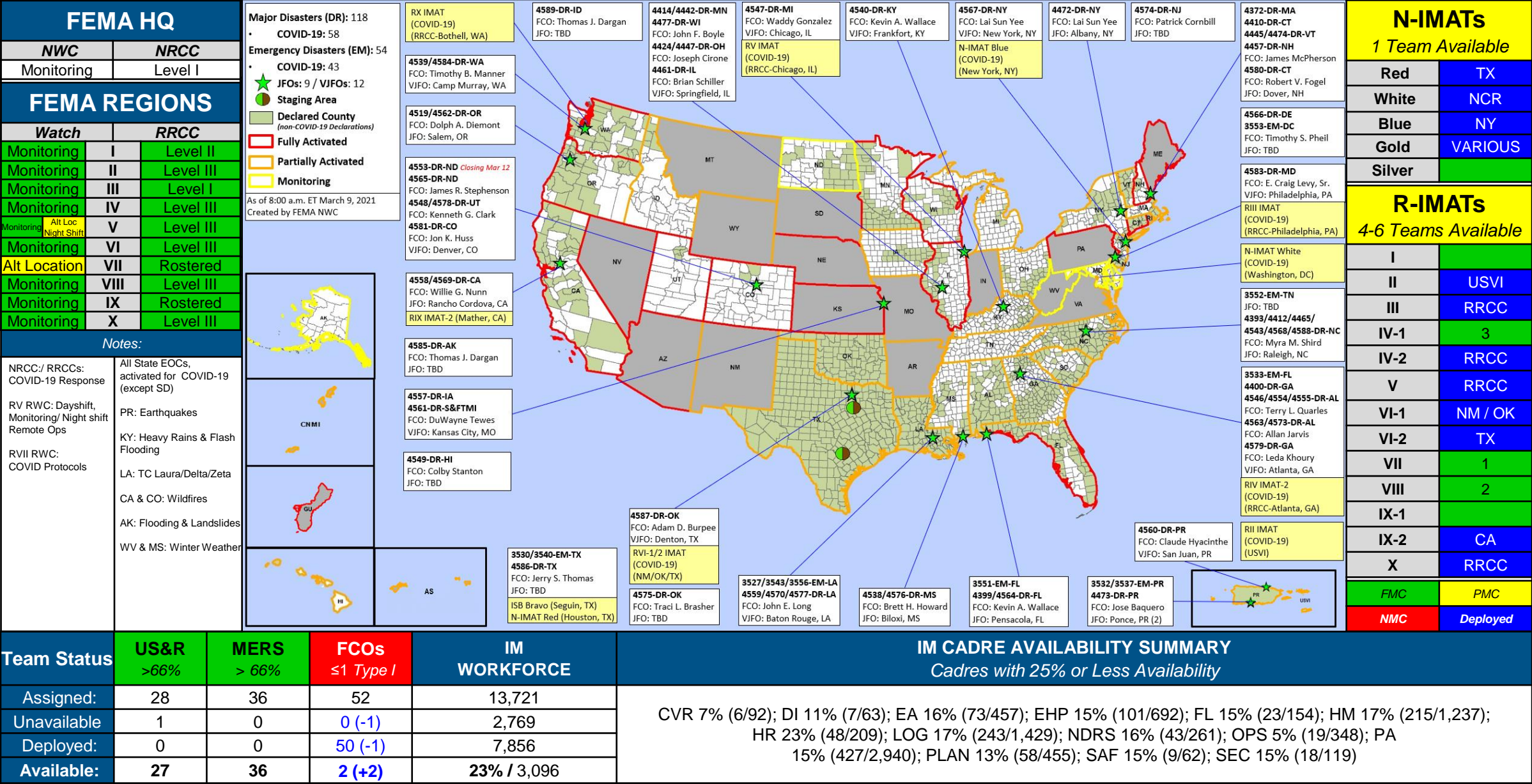
Declaration Requests in Process – 4

State / Tribe / Territory – Incident Description	Type	IA	PA	HM	Requested
VA – 59 th Presidential Inauguration (Appeal)	EM		X		2/9
AL – Tornado	DR	X		X	2/11
MD – 59 th Presidential Inauguration (Appeal)	EM		X		2/12
LA – Severe Winter Storms	DR	X	X	X	2/26



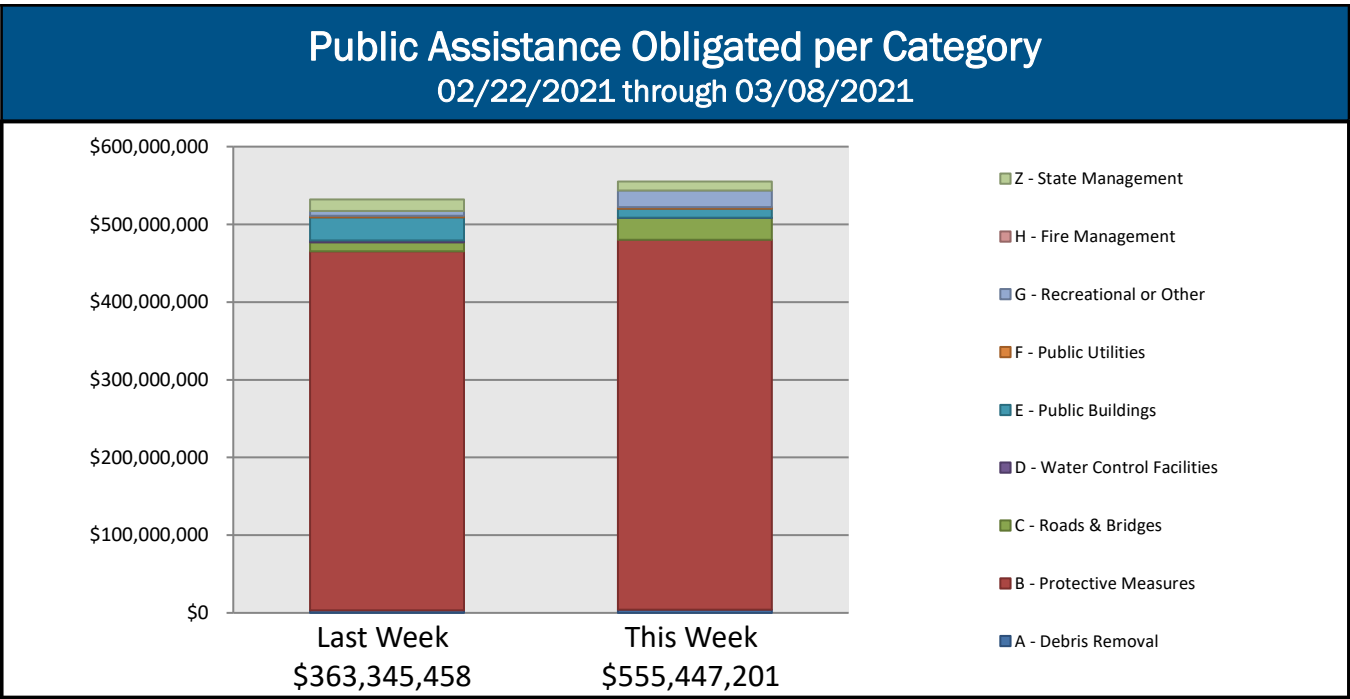
FEMA

FEMA Common Operating Picture



Public Assistance Grant Program

PA Project Worksheets Obligated										
in past week, as of 03/08/2021 at 1500 ET										
	Emergency Work		Permanent Work							
PA Category	A - Debris Removal	B - Protective Measures	C - Roads & Bridges	D - Water Control Facilities	E - Public Buildings	F - Public Utilities	G - Recreational or Other	H - Fire Management	Z - State Management	Total
Number Of PWs Obligated	40	258	134	5	54	23	25	0	67	606
Federal Share Obligated	\$4,131,514	\$475,992,157	\$28,162,476	\$386,402	\$11,578,538	\$2,183,739	\$21,318,991	\$0	\$11,693,384.29	\$555,447,201.15



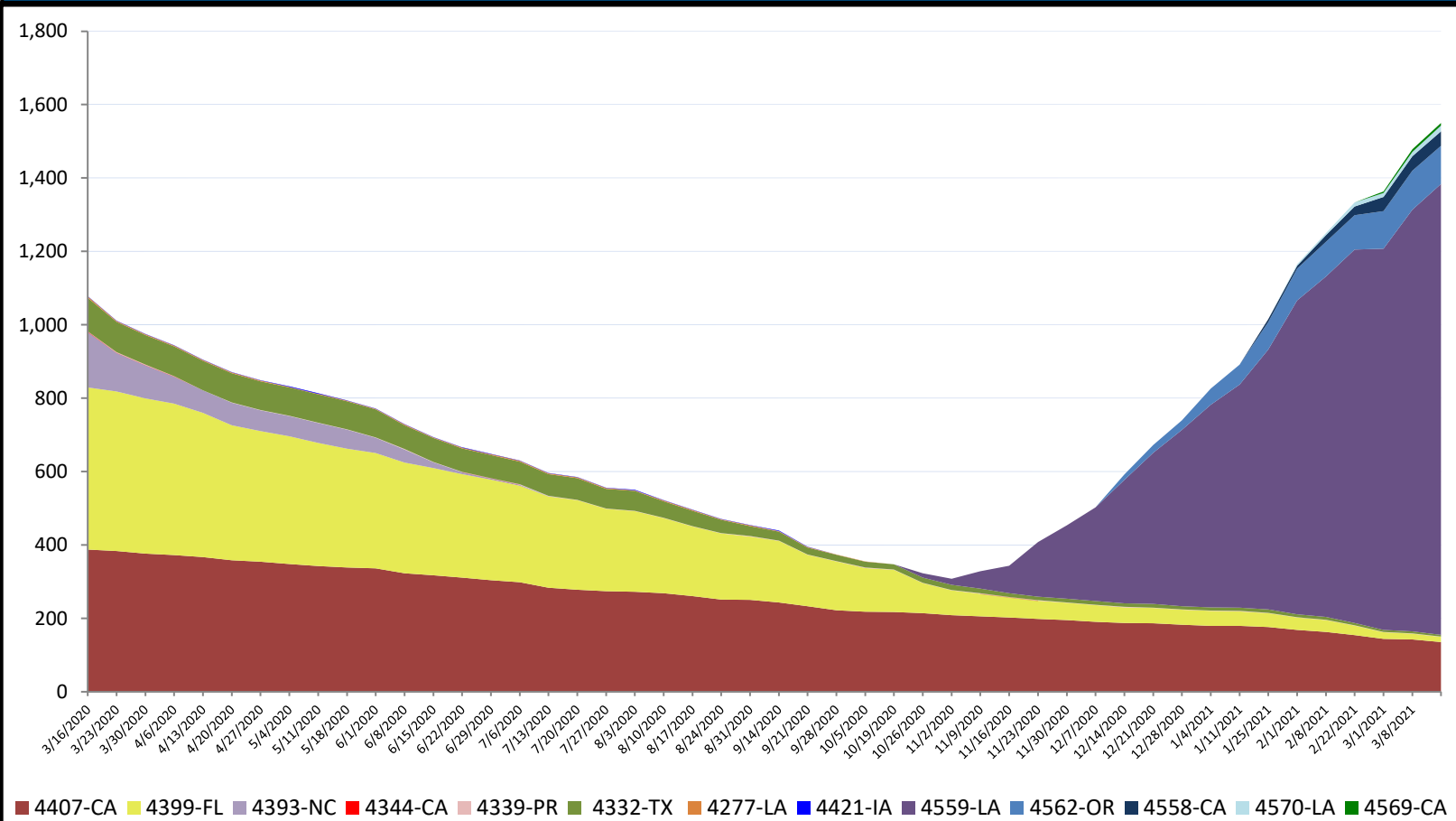
COVID-19 Obligated
as of 03/08/21
Total Public Assistance Obligated: \$15,812,880,040.00

This weeks PA Highlights
In 4499-OR <ul style="list-style-type: none">\$110 Million obligated for Category B – Protective Measures
In 4485-TX <ul style="list-style-type: none">\$108 Million obligated for Category B – Protective Measures
In 4486-FL <ul style="list-style-type: none">\$91 Million obligated for Category B – Protective Measures

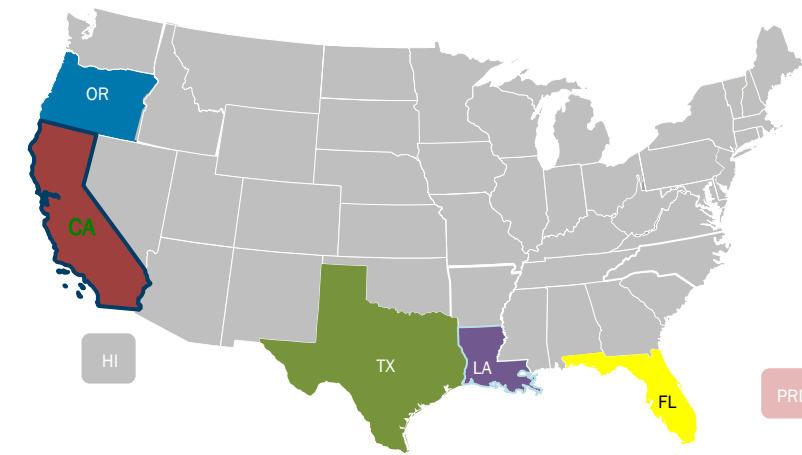
Direct Housing

Total Households in FEMA Direct Housing per State

Past Year per Week, 03/09/2020 – 03/08/2021. There are currently **1,550** Households Occupying **1,550** Temporary Units.



DR	IA Declaration Date	Program End Date	Current # of Households in Direct Housing (Weekly Change)
4570-LA	10/16/2020	4/16/2022	16 (+4)
4569-CA	10/16/2020	4/16/2022	7 (0)
4562-OR	9/15/2020	3/15/2022	104 (-2)
4559-LA	8/28/2020	2/28/2022	1229 (+79)
4558-CA	8/22/2020	2/22/2022	39 (0)
4407-CA	11/12/2018	5/12/2020	135 (-7)
4399-FL	10/11/2018	4/11/2020	14 (-2)
4339-PR	9/20/2017	9/20/2019	1 (0)
4332-TX	8/25/2017	8/25/2019	5 (0)



States with Currently Occupied Units

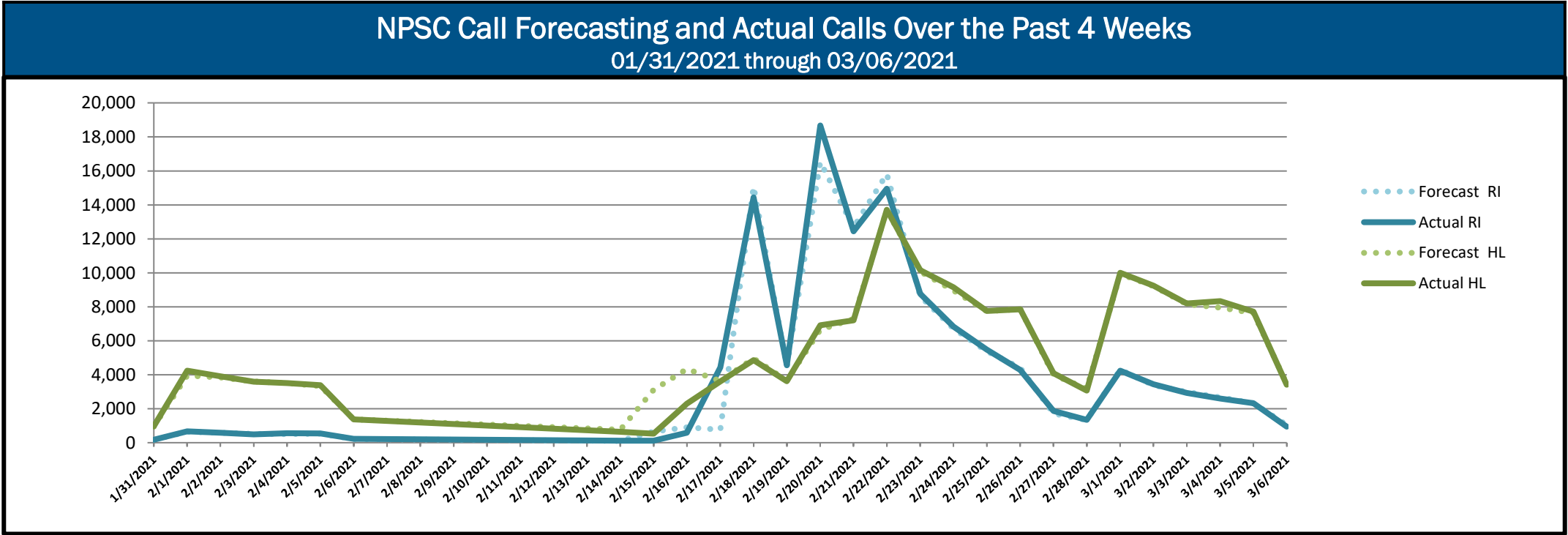


FEMA

National Watch Center

NPSC Call Activity

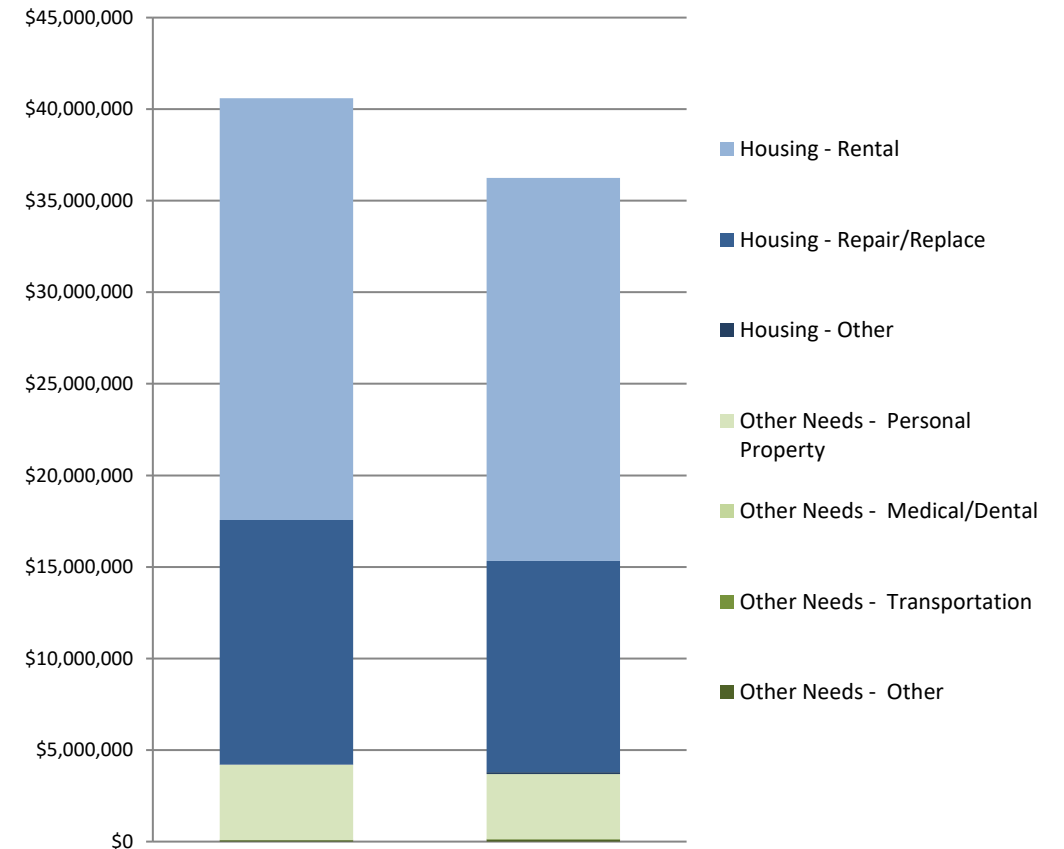
NPSC Call Activity in the Past Week		
02/28/2021 through 03/06/2021		
Call Type	Projected Calls	Actual Calls
Registration Intake:	18,017	17,820
Helpline:	49,538	49,986
Combined:	67,555	67,806



Individual Assistance Activity

	Individuals and Households Program Activity As Of: 3/8/21				
		In Past 7 Days		Cumulative	
		Applicants Approved	Amount Approved	Applicants Approved	Amount Approved
Open Registration Period	4576-MS Declared 12-31-2020 End Of Reg Period 03-01-2021				
	Housing Assistance	547	\$1,618,475.23	3,863	\$12,912,497.25
	Other Needs Assistance	256	\$398,665.56	1,881	\$2,729,472.18
	Total IHP		\$2,017,140.79		\$15,641,969.43
	Average IHP				\$3,545
	Total Max Grants			HA 1	ONA 0
Open Registration Period	4577-LA Declared 01-12-2021 End Of Reg Period 03-15-2021				
	Housing Assistance	287	\$832,319.05	2,024	\$6,547,873.54
	Other Needs Assistance	156	\$204,550.57	1,214	\$1,269,627.58
	Total IHP		\$1,036,869.62		\$7,817,501.12
	Average IHP				\$3,086
	Total Max Grants			HA 1	ONA 0
Open Registration Period	4586-TX Declared 02-19-2021 End Of Reg Period 04-21-2021				
	Housing Assistance	9,218	\$26,176,431.94	19,550	\$58,913,642.47
	Other Needs Assistance	2,436	\$2,434,953.46	5,680	\$5,567,034.06
	Total IHP		\$28,611,385.40		\$64,480,676.53
	Average IHP				\$3,067
	Total Max Grants			HA 0	ONA 0
Open Registration Period	4587-OK Declared 02-24-2021 End Of Reg Period 04-26-2021				
	Housing Assistance	81	\$168,906.57	127	\$276,462.38
	Other Needs Assistance	30	\$16,982.93	59	\$33,268.48
	Total IHP		\$185,889.50		\$309,730.86
	Average IHP				\$2,151
	Total Max Grants			HA 0	ONA 0
Other IHP Active	18 Declarations IHP Programmatically Open - Closed Registration *				
	Housing Assistance	840	\$3,768,617.28		
	Other Needs Assistance	376	\$622,733.60		
	Total IHP		\$4,391,350.88		
	Total IHP Approved in Past Week		\$36,242,636.19		

IHP Approved per Category in the Past 2 Weeks - 02/22/2021 through 03/08/2021



National Watch Center



FEMA



FEMA

Helping people before, during, and after disasters.

[Click here to subscribe to this briefing.](#)