

FEMA National Watch Center

Daily Operations Briefing

Monday, April 10, 2023

8:30 a.m. ET



FEMA

National Current Ops / Monitoring

New Significant Incidents / Ongoing Ops

- No new significant incidents / operations

Hazard Monitoring

- Heavy Snow Possible – Pacific Northwest
- Rain / Thunderstorms – Southern Plains to the Upper Mississippi Valley

Disaster Declaration Activity

- FMAG Approved: Lake Waconda Fire – NE

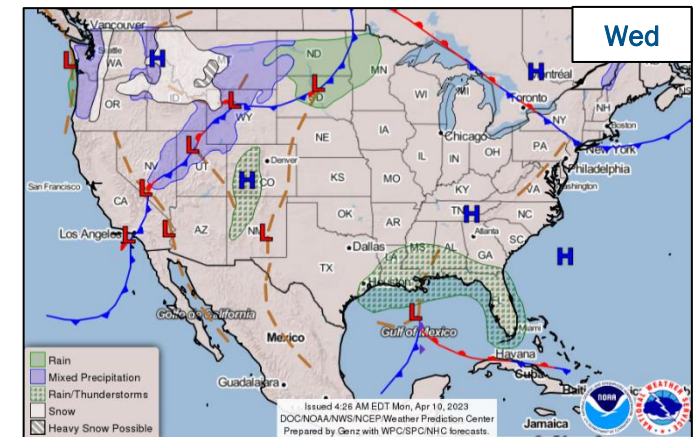
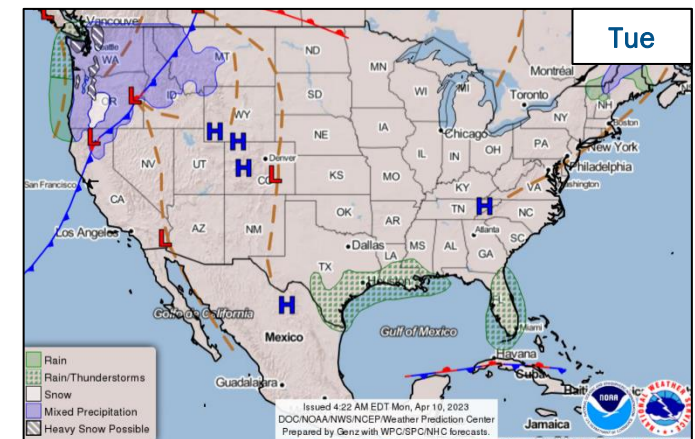
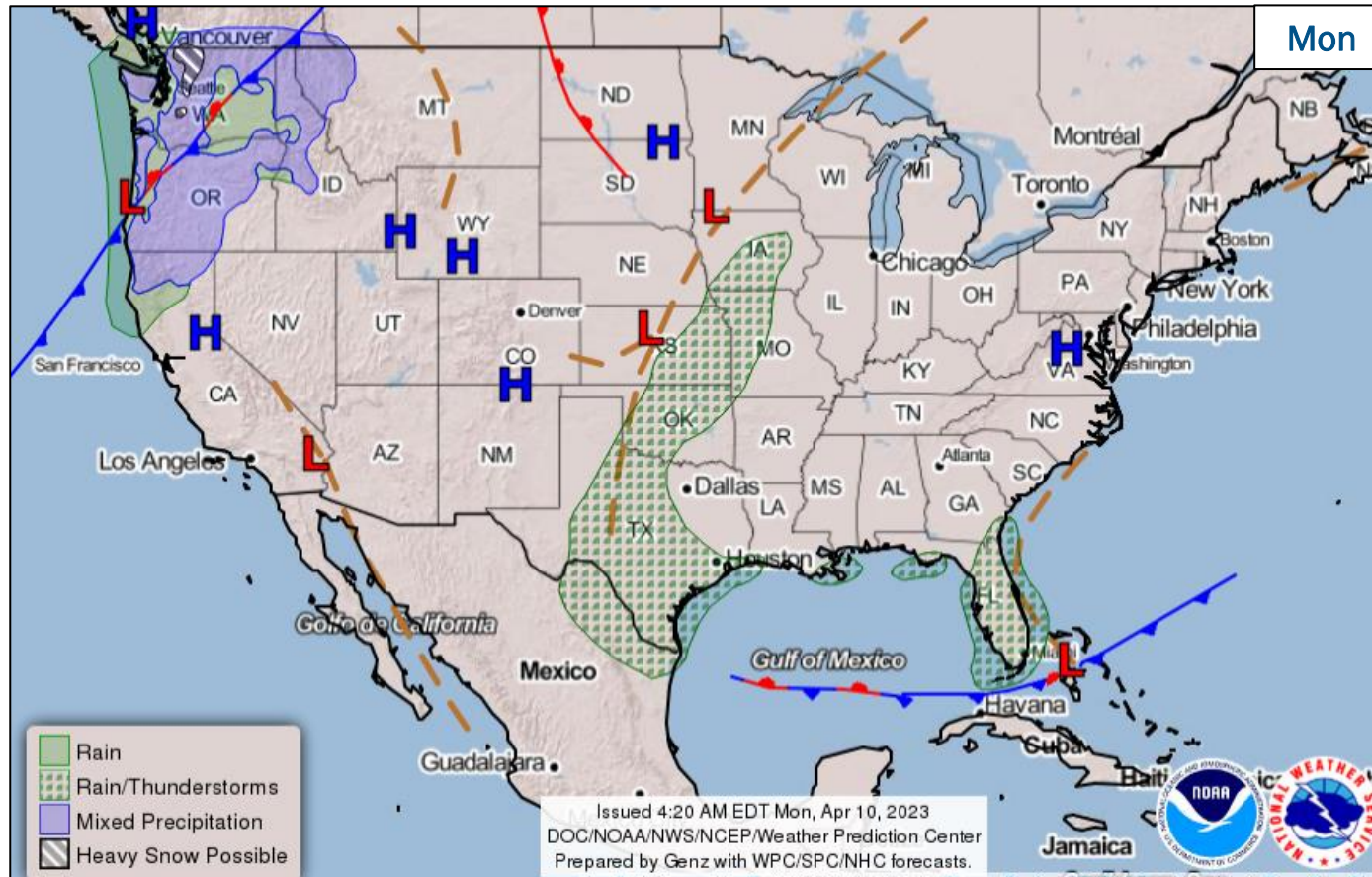
Event Monitoring

- No significant events



FEMA

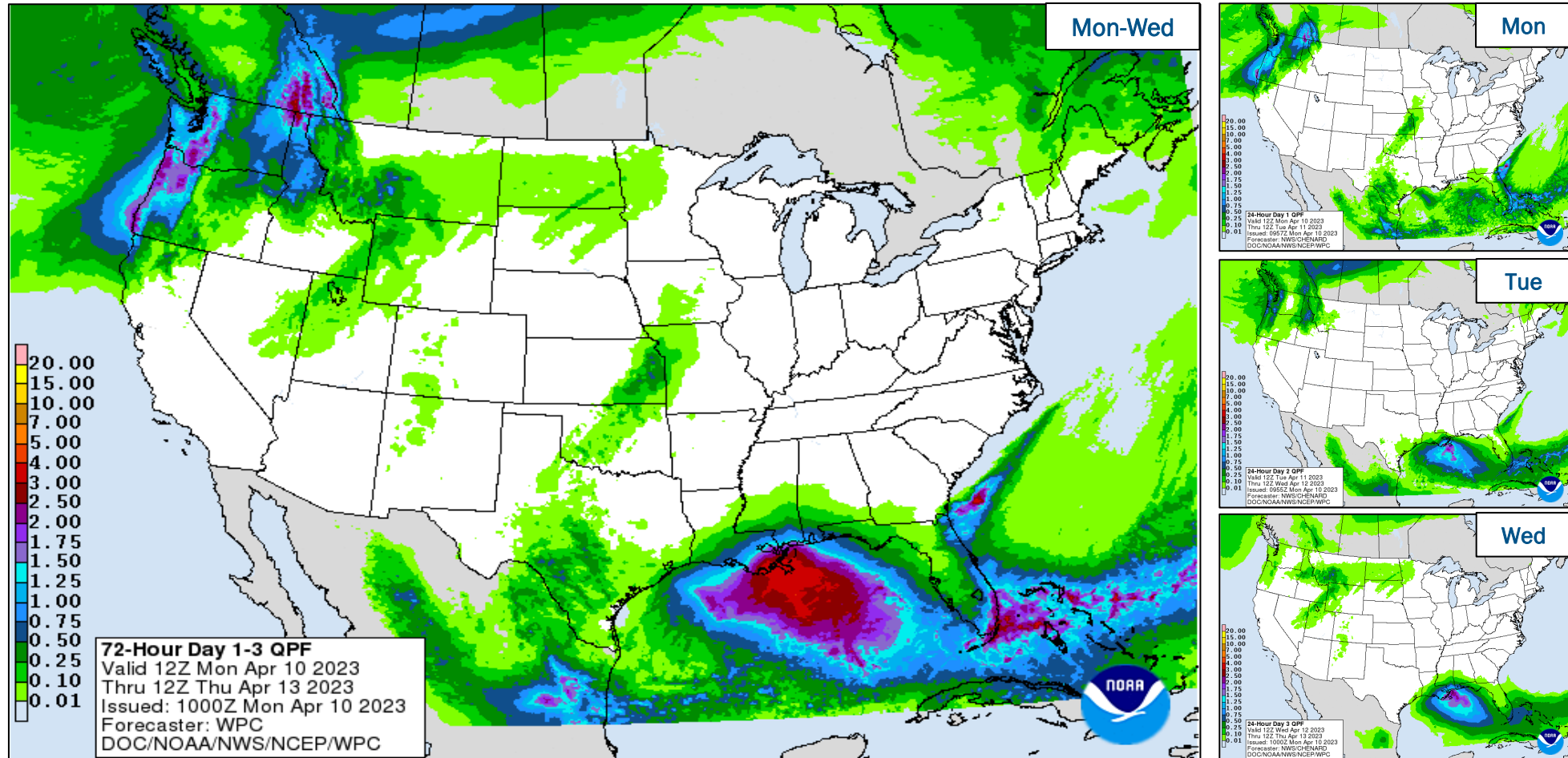
National Weather Forecast



FEMA

National Watch Center

Precipitation Forecast



FEMA

National Watch Center

FEMA Common Operating Picture

11 + 8

Joint Field Offices

Virtual Joint Field Offices

58 + 7

Major Disasters

Emergency Declarations

7

Direct Housing Missions

12

RSF-Supported Disasters

FEMA HQ

NWC

NRCC

Monitoring

Rostered

FEMA REGIONS

Watch

RRCC

Monitoring

I

Rostered

Monitoring

II

Rostered

Monitoring

III

Rostered

Monitoring

IV

Rostered

Monitoring

V

Rostered

Monitoring

VI

Level III

Monitoring

VII

Rostered

Monitoring

VIII

Rostered

Monitoring

IX

Rostered

Monitoring

X

Rostered

Notes:

RWC/RRCC:
• RVI RRCC: Severe Weather

STATE EOCs:

• DC: 1st Amendment Activities

• AL/IL/IN/KY/MS/TN: Severe Weather

• FL: TC Ian

• OK: Fire weather

• TX: Ongoing Operations

• CO: Avian Influenza, Public Health Support, and Suncor Refinery

• AZ/CO: SW Border Coordination

• WY: Winter Weather

• CA/NV/UT: Flooding

• AS: Seismic Activity

• CA/CNMI/GU/MD/NV/WV: COVID Support

Surge Capacity Force

Rostered

7,336

Deployed

0

N-IMATs

2-4 Teams Available

Red

White

Blue

Gold

R-IMATs

≥ 7 Teams Available

I

NH

II

III

1

IV-1

MS

IV-2

V

VI-1

AR

VI-2

VII

VIII

IX-1

CA

IX-2

CA

X

2

Fully Mission Capable (FMC)

Partially Mission Capable (PMC)

Not Mission Capable (NMC)

Deployed

REGIONAL BREAKDOWN

	JFO/VJFO	DR	EM
I	1/0	6	0
II	1/2	4	1
III	1/0	3	0
IV	4/1	10	2
V	1/1	4	0
VI	1/1	5	3
VII	0/0	0	0
VIII	0/1	5	0
IX	0/1	9	1
X	2/1	12	0

Alaska

Northern Mariana Islands

Guam

American Samoa

Hawaii

Springfield, IL

DR-4676-IL

• Closing Apr 14

Chicago, IL

DR-4658-MN

DR-4659-MN

DR-4666-MN

• Closing Apr 28

Sacramento, CA

DR-4683-CA

• RIX IMAT-1/2

Minor River Flooding

Minor River Flooding

Minor River Flooding

Little Rock, AR

DR-4698-AR

• RVI IMAT-1

• MERS

Pearl, MS

DR-4697-MS

• RVI IMAT-1

• MERS

Amory, MS

DR-4697-MS

• MERS

Portsmouth, NH

DR-4695-VT

• RI IMAT

Puerto Rico/U.S. Virgin Islands

Monday

April 10, 2023

8:30 a.m. ET

FEMA HQ

Regional Offices

Joint Field Offices

Direct Housing Mission

Active RSF Missions

Pre-Positioned Sites

Federal Staging Area

Incident Support Base

Distribution Center

Temporary Housing Storage Area/Site

Large Fire

State Activation

Full

Partial

Monitoring

Declared

Counties

IM Workforce

13,374 Assigned

4,198 (-54) Unavailable

5,516 (-5) Deployed

27% / 3,660 (+59) Available

IM Cadre Availability ≤ 25% Availability

Civil Rights: 13% (15/120); Disaster Field Training Operations: 25% (23/93); Disability Integration: 3% (2/59); External Affairs: 24% (121/498); Environmental Planning and Historic Preservation: 17% (142/825); Field Leadership: 16% (22/139); Hazard Mitigation: 17% (199/1,206); Human Resources: 7% (11/163); Interagency Recovery Coordination: 25% (75/303); Operations: 19% (69/356); Public Assistance: 13% (281/2,164); Planning: 13% (57/447); Safety: 13% (10/79); Security 18% (26/144)

MERS

≥ 66%

36 Assigned

0 Unavailable

3 Deployed

33 Available

US&R

≥ 66%

28 Assigned

2 Unavailable

0 Deployed

26 Available

FCO

≤ 1 Type I

48 Assigned

4 Unavailable

40 (24 FCOR) Deployed

4 Available

Joint Preliminary Damage Assessments

Region	State / Location	Incident	IA	Number of Counties		Start – End
			PA	Requested	Complete	
I	NH	Snow Storms Mar 13-15	IA	0	0	N/A
			PA	3	0	4/10 – TBD
II	NY	Severe Winter Storm Dec 23-25	IA	0	0	N/A
			PA	7	5	1/24 – TBD
IV	AL	Severe Storms Mar 24-25	IA	4	0	4/27 – TBD
			PA	7	0	4/27 – TBD
	GA	Severe Storms Mar 24-25	IA	2	0	4/4 – TBD
			PA	0	0	N/A
VI	TX	Winter Storm Jan 29 and continuing	IA	0	0	N/A
			PA	29	6	3/6 – TBD
IX	CA	Severe Weather and Flooding Mar 9 and continuing	IA	9	9	3/18 – TBD
			PA	39	19	3/18 – TBD
	Hoopa Valley Tribe	Severe Widespread Flooding Feb 14-Mar 7	IA	1	0	3/24 – TBD
			PA	1	1	3/24 – 3/25



FEMA

National Watch Center

Declaration Requests in Process – 11

State / Tribe / Territory – Incident Description	Type	IA	PA	HM	Requested
Choctaw Nation of Oklahoma – Tornadoes	DR		X	X	Jan 3
WV – Severe Storms, Flooding, Landslides, and Mudslides (Appeal)	DR	X	X	X	Jan 27
TX – Severe Winter Storm	DR		X	X	Feb 21
CA – Heat Dome and Wildfires (Appeal)	DR		X	X	Mar 5
Navajo Nation – Severe Winter Storms, Snowstorm, and Flooding	DR		X	X	Mar 20
ND – Severe Winter Storm	DR		X	X	Mar 21
KY – Severe Storms, Straight-line Winds, Flooding, Landslides, and Mudslides	DR		X	X	Mar 27
KY – Severe Storms, Straight-line Winds, Tornadoes, Flooding, Land & Mud Slides	DR	X	X	X	Mar 29
IL – Severe Storms, Straight-line Winds, & Tornadoes	EM		X		Apr 5
Hoopa Valley Tribe – Severe Winter Storms, Snowstorm, and Mudslides	DR	X	X	X	Apr 5
IN – Severe Storms, Straight-line Winds, Tornadoes, and Flooding	DR	X	X		Apr 6



FEMA

Lake Waconda Fire – Cass County, Nebraska

Fire Name (County, ST)	FMAG #	Acres Burned	Percent Contained	Evacuations	Structures (Homes / Other)			Fatalities / Injuries
					Threatened	Damaged	Destroyed	
Lake Waconda (Cass County, NE)	5462-FM-NE	650	0%	M: 0	H: 1,200	H: 0	H: 0	0 / 0
				V: 0	O: 0	O: 0	O: 0	

Current Situation:

- The fire began on April 8 and continues burning on mostly private land in two different areas within Cass County, NE. One fire is burning south of the Lake Waconda development; approximately 35 miles south of Omaha, NE. The second fire is burning between Lake Waconda and Beaver Lake; approximately 25 miles south of Omaha, NE. Population affected: 2,500.

Impacts:

- Fire threatening 1,200 homes and an emergency services tower
- 150 evacuations on Apr 8 (evening); Evacuation order lifted Apr 9 (morning)

Response:

- NE EOC is at Normal Operations
- FMAG approved April 9
- Region VII and NWC continue to monitor



FEMA



FEMA

Helping people before, during, and after disasters.



Scan to subscribe to this briefing.