



# Washington State Ferries Service Restoration Plan Progress Report



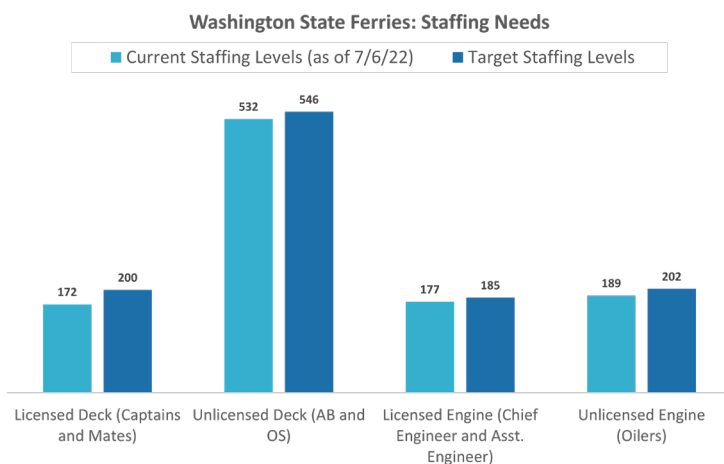
Updated July 5, 2022

## Overview

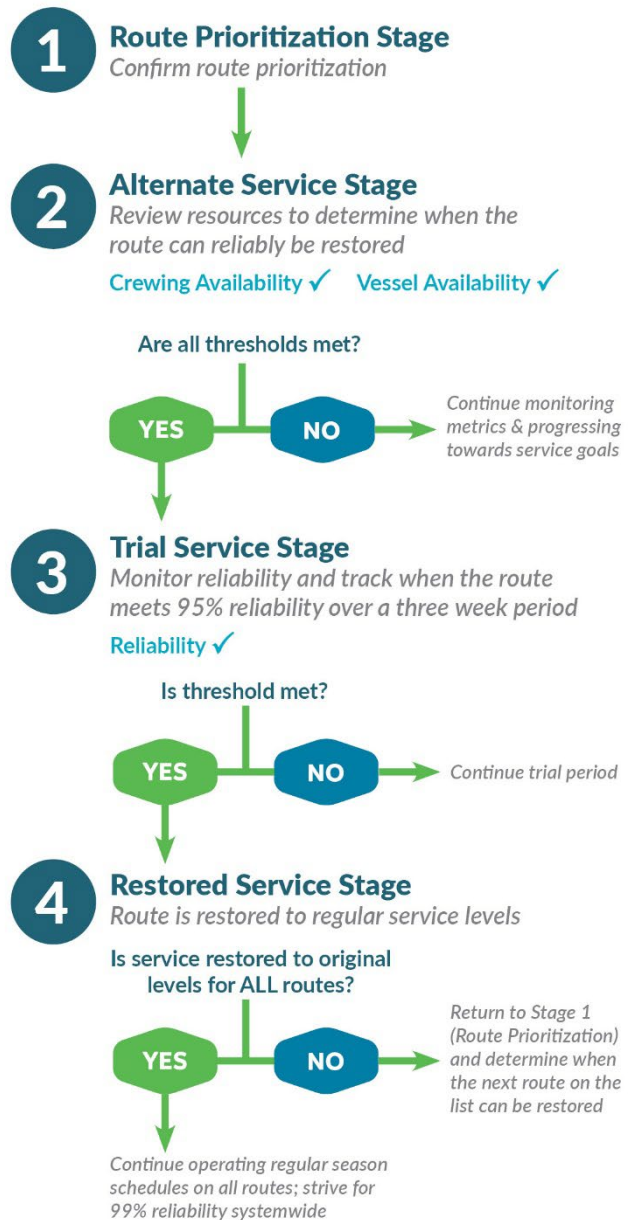
Washington State Ferries is incrementally adding service to meet increasing demand as the ferry system continues to recover from the pandemic. A return to full capacity of the system is dependent on several variables, including:

- The trajectory of the pandemic and ongoing impacts of COVID-19 on the workforce.
- Ridership levels and accommodating the seasonal increase in summer peak season ridership.
- The ability of WSF to recruit, hire and train new employees to fill key positions.
- The rate of retirements and other separations that contribute to overall staffing levels.
- Lack of vessels due to unanticipated breakdowns and an aging fleet.

## Progress toward reaching targeted staffing levels



## Service Restoration Process

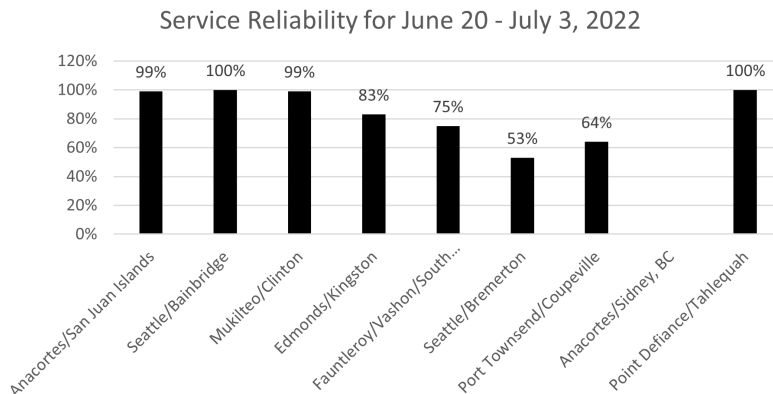


## Ferry Service Restoration

WSF has prioritized ferry routes based on ridership, service performance, availability and directness of travel alternatives, and vessel and crew availability.

### Service Reliability

During the trial stage, WSF's target is 95% reliability over three weeks before considering a route fully restored. This chart illustrates current reliability for all routes based on a regular schedule.



### Upcoming Service Changes

- WSF continues to see a high number of relief requests among vessel crew due to COVID-19.
- WSF plans to begin trialing full service on the Edmonds/Kingston route later this year. A second boat is added daily as crewing allows.
- The next three routes – Fauntleroy/Vashon/Southworth, Seattle/Bremerton and Port Townsend/Coupeville – likely will not be restored to regular service until Spring 2023. The Anacortes/Sidney, B.C. route will be restored in Summer 2023 at the earliest.

Route	Restoration Stage
<b>ANACORTES/ SAN JUAN ISLANDS</b>	<b>4</b> Regular Service
<b>SEATTLE/ BAINBRIDGE</b>	<b>4</b> Regular Service
<b>MUKILTEO/CLINTON</b>	<b>4</b> Regular Service
<b>EDMONDS/KINGSTON</b>	<b>2</b> Alternate Service
<b>FAUNTLEROY/ VASHON/ SOUTHWORTH</b>	<b>2</b> Alternate Service
<b>SEATTLE/ BREMERTON</b>	<b>2</b> Alternate Service
<b>PORT TOWNSEND/ COUPEVILLE</b>	<b>2</b> Alternate Service
<b>ANACORTES/ SIDNEY, B.C.</b>	No Service
<b>POINT DEFIANCE/ TAHLEQUAH</b>	Regular Service

## Systemwide Ridership

Total 2022 ridership compared to previous years (data updated as of 6/12/22)

