

COVID-19 Weekly Report

Oregon's Weekly Surveillance Summary
Novel Coronavirus (COVID-19)



Oregon Public Health Division

Published August 12, 2020

Background

COVID-19 Weekly Report data will be finalized every Sunday at 11 p.m. PDT, and the report will be published on Wednesday. **Please note that the data reported here are continually being updated. For daily up-to-date information, visit the OHA COVID-19 web page: <https://govstatus.egov.com/OR-OHA-COVID-19>.**

As of 11 p.m. Sunday, August 9, there have been 21,488 cases of COVID-19 reported to the Oregon Health Authority. Of these, 1,103 (5.1%) are “presumptive” cases—i.e., people with COVID-19-like symptoms and close contact with a confirmed case, but who did not have a confirmatory laboratory test. Though not confirmed, presumptive cases are highly likely to have COVID-19, given their specific symptoms and known exposure. Presumptive cases are encouraged to seek testing to confirm that they do have COVID-19. Presumptive cases who test positive are recategorized as confirmed cases.

These data represent a snapshot of COVID-19 risk factors and clinical and demographic characteristics of cases, and they include data on cases with pending investigations. Not all cases have been interviewed at the time of this report. The data shown in this report come from Oregon's electronic disease surveillance system for reportable diseases.

During the week of August 2–August 8,* 25,744 Oregonians were tested for COVID-19, and 5.4% of them had a positive result.† Not all positive tests represent new cases; some are from specimens collected from people who had already been counted as presumptive cases. The number includes tests done at all locations, including commercial non-hospital-based laboratories, hospital laboratories and Oregon State Public Health Laboratory.

Weekly Report Summary

During Monday, August 3, through Sunday, August 9, OHA recorded 2,122 new cases of COVID-19 infection—down slightly from last week's tally of 2,278. In addition, 29 Oregonians were reported to have died, down from last week's toll of 39. Statewide, cumulative reported COVID-19 cases have reached 21,488 (510 cases per 100,000 Oregonians), and 357 Oregonians (0.8 deaths per 10,000 Oregonians) are known to have died with COVID-19 since the beginning of the outbreak. Recent data on mortality in Oregon, including deaths related to COVID-19, are available at <https://public.tableau.com/profile/oha.center.for.health.statistics#!/>.

The percentage of tests positive decreased from 6.4% to 5.4%. Hospitalizations have stabilized in recent weeks; 143 were reported during August 3–August 8 - very similar to the previous week's 141. The age group with the highest incidence of reported infection continues to be 20-29-year-olds, with rates decreasing in subsequent decades of life. COVID-19 hospitalization and death rates increase with age; 170 (48%) of 357 deaths were among persons at least 80 years of age, and 263 (74%) in persons 70 and older. Additional data are available at <https://public.tableau.com/profile/oregon.health.authority.covid.19#!/vizhome/OregonCOVID-19CaseDemographicsandDiseaseSeverityStatewide/DemographicData>.

Most cases continue to be “sporadic” (Figure 1), meaning that no source for the case was identified. This is consistent with diffuse community spread. Outbreaks in care facilities (Table 5) and workplaces (Table 7) continue to be reported and investigated by local public health authorities.

* This date range aligns with CDC's “MMWR week.”

† Does not include antibody (serology) tests. Percent positivity is now calculated using specimen collection date.

COVID-19 Weekly Report

Oregon's Weekly Surveillance Summary
Novel Coronavirus (COVID-19)



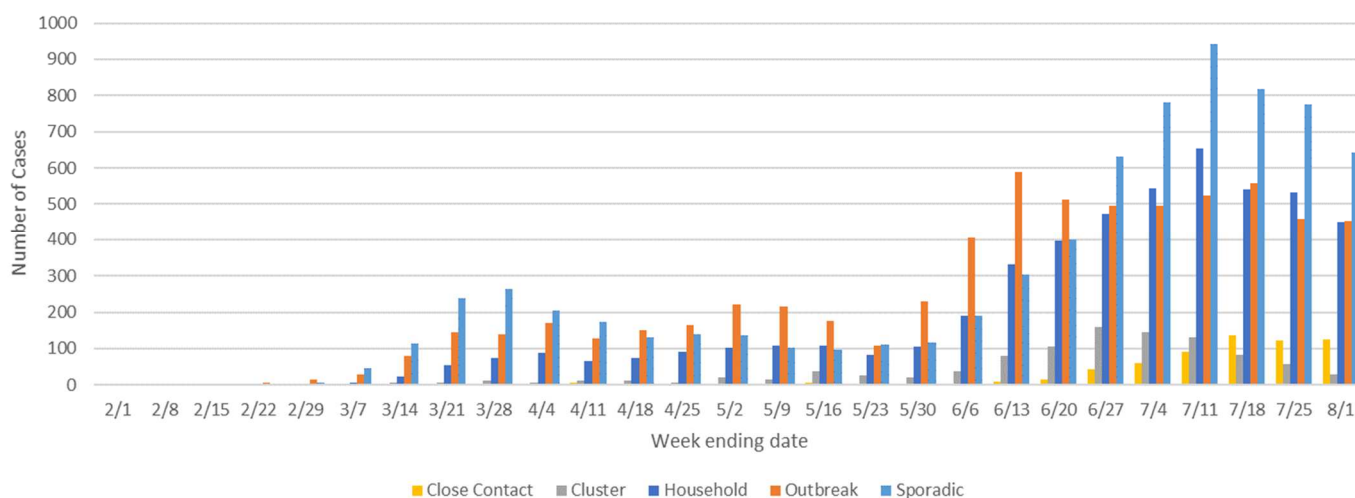
Oregon Public Health Division

Published August 12, 2020

Clinical Characteristics, Risk Factors and Demographic Characteristics

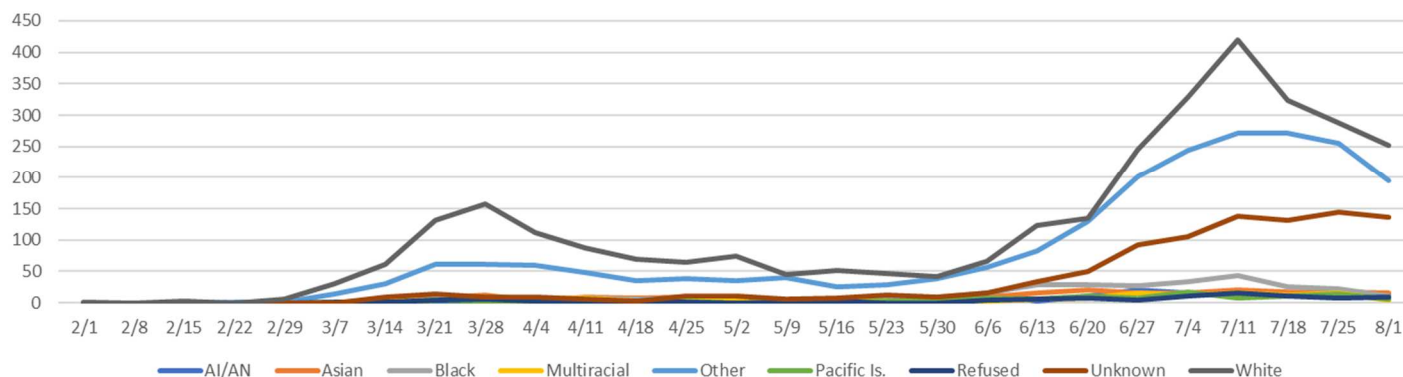
Figure 1 shows the number of cases reported by week of onset and epidemiologic link. Figure 2 shows the number of sporadic cases reported by week of onset and race. Figure 3 shows the number of sporadic cases reported by week of onset and ethnicity. Figure 4 provides information on signs and symptoms from all COVID-19 cases. Of 21,488 cases, 16,258 (76%) reported having signs and symptoms of COVID-19. The most commonly reported symptoms are cough (n=10,855, 51%) and headache (n=10,240, 48%). Figure 3 provides information on the percentage of COVID-19 cases that report symptoms. Figure 4 provides information on risk factors from all COVID-19 cases. The most common risk factors are having contact with a known COVID-19 case prior to symptom onset (n=14,291, 67%) and having underlying medical conditions (n=9,776, 46%). Note that a person may report more than one sign/symptom or risk factor.

Figure 1. Epidemiologic link of COVID-19 cases by week of onset



Where displayed by week in this report, case data are categorized by week of reported symptom onset, not by date of case report. This results in reduced numbers in the most recent week or more due to reporting lags.

Figure 2. Sporadic cases by race and week of onset



COVID-19 Weekly Report

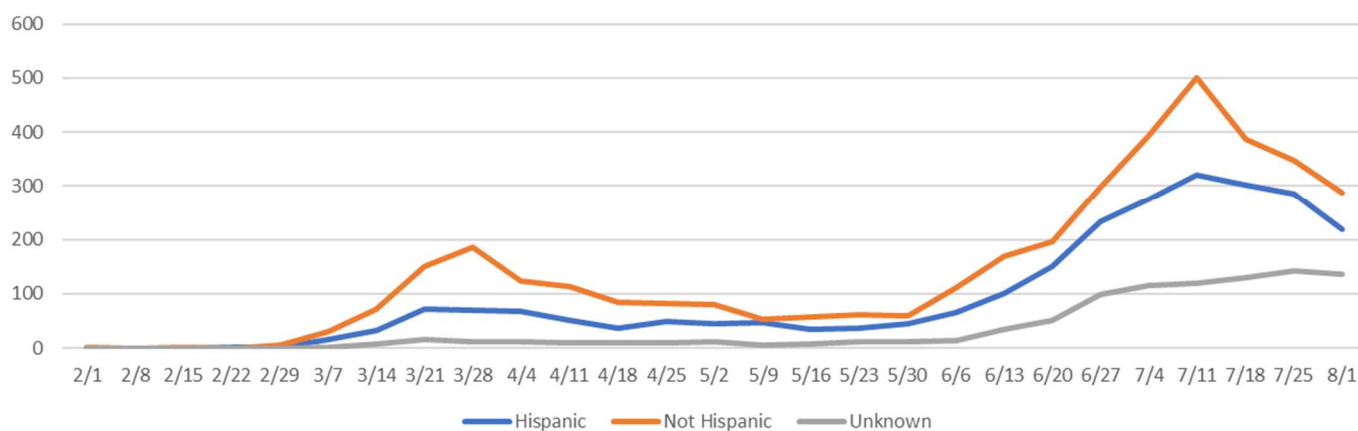
Oregon's Weekly Surveillance Summary
Novel Coronavirus (COVID-19)



Oregon Public Health Division

Published August 12, 2020

Figure 3. Sporadic cases by week of onset and ethnicity



Epidemiologic link designations

Sporadic: Cases who do not have known exposure to another case or outbreak.

Outbreak: Cases who have a shared, defined exposure with at least one other case. For example, a defined exposure could be an event, a workplace, a congregate facility, etc.

Cluster: Cases who had contact with another case, but the exposure is not well defined. For example, cases from two households who interacted many times prior to illness onset.

Household: Cases who were exposed to another case in their household.

Close contact: Cases who were exposed to another case, not in their household. This designation was added on 7/15.

Due to the lag between case reporting and case investigation, the proportion of cases categorized as sporadic is high in the most recent week or more; some of these cases will be recategorized after investigation is completed.

COVID-19 Weekly Report

Oregon's Weekly Surveillance Summary
Novel Coronavirus (COVID-19)



Oregon Public Health Division

Published August 12, 2020

Figure 4. Reported signs and symptoms for all confirmed COVID-19 cases (n=21,488)

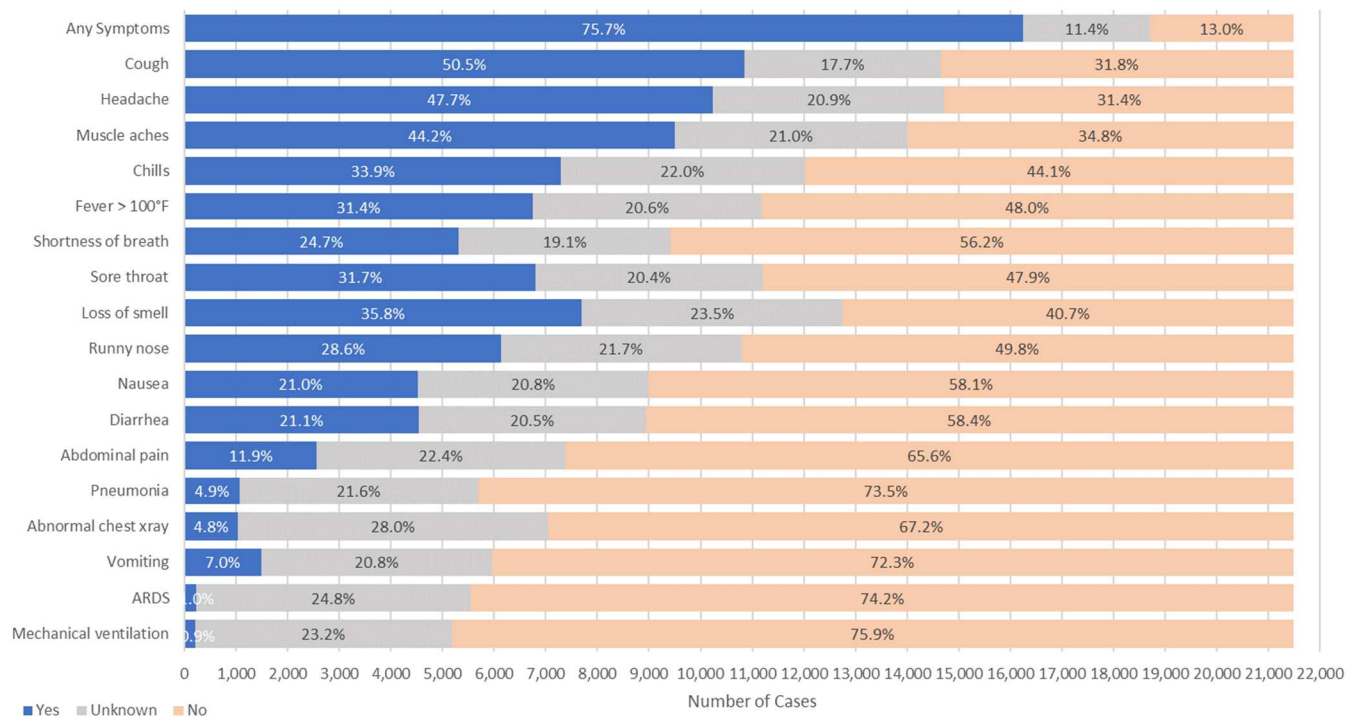
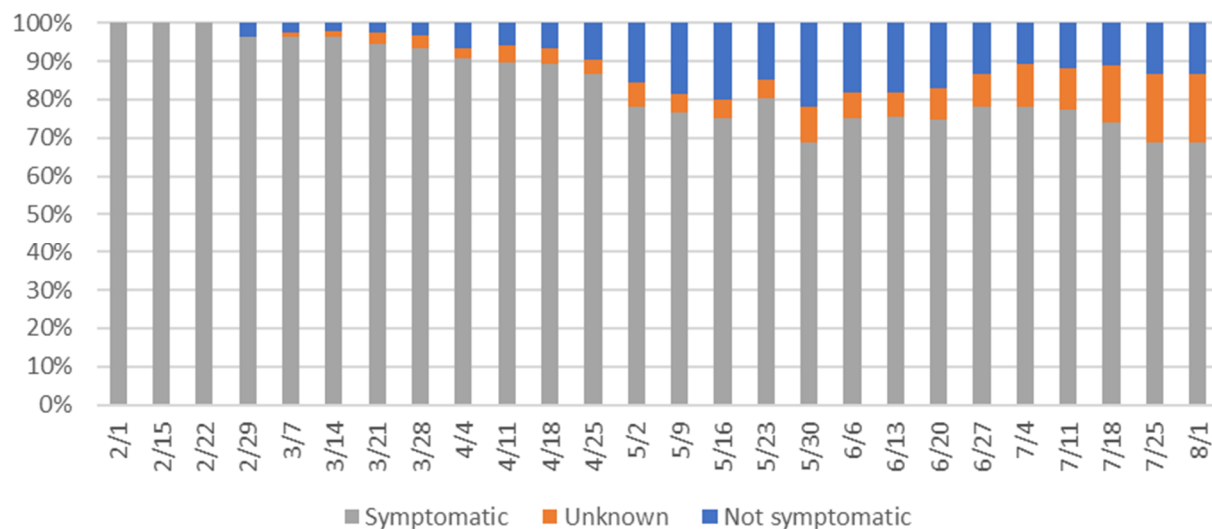


Figure 5. Reported symptoms among COVID-19 cases



COVID-19 Weekly Report

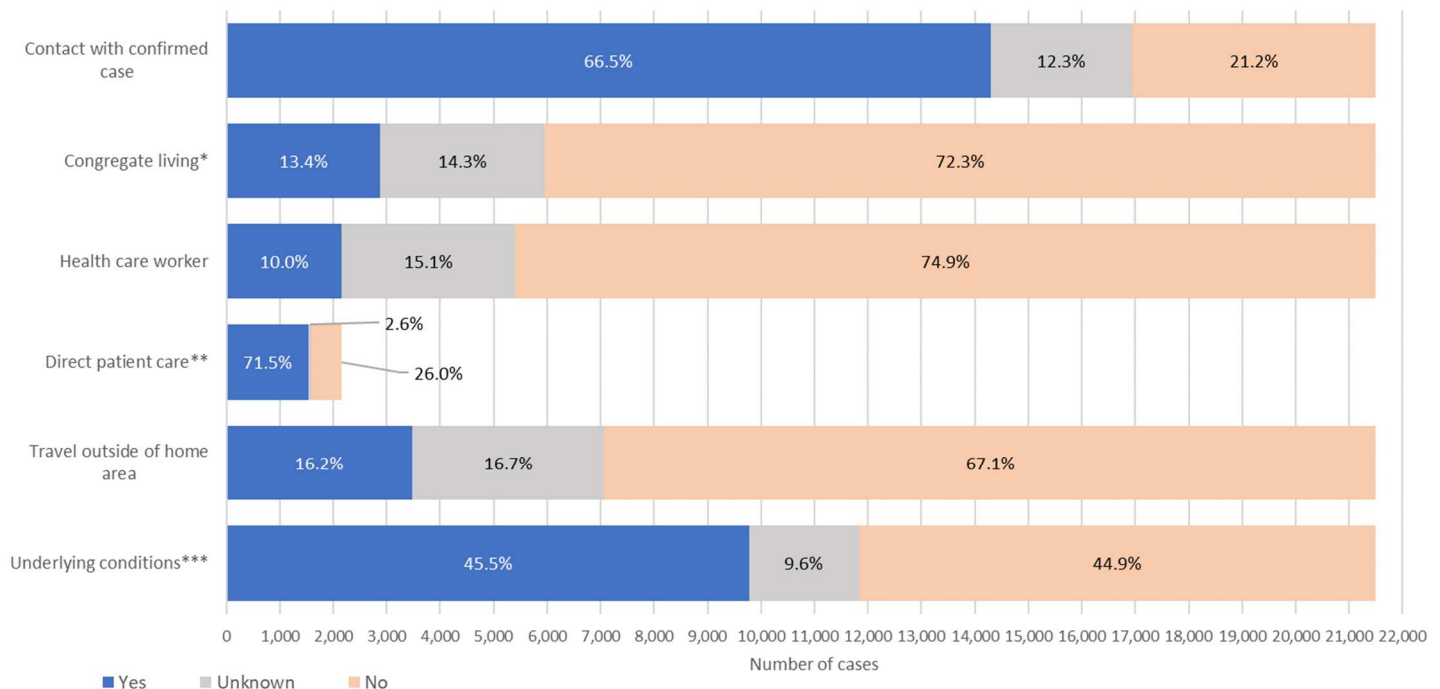
Oregon's Weekly Surveillance Summary
Novel Coronavirus (COVID-19)



Oregon Public Health Division

Published August 12, 2020

Figure 6. Reported risk factors from all COVID-19 cases (n= 21,488)



*Congregate living situations include, but are not limited to, long-term care facilities, group homes, prisons, and shelters. Data include people with confirmed cases who live or work in congregate living situations.

**Direct patient care is only asked if a case is a healthcare worker or volunteer. The denominator is the number of healthcare workers or volunteers.

***Underlying medical conditions include cardiovascular disease, chronic liver disease, chronic lung disease, chronic renal disease, current or former smoker, diabetes mellitus, immunocompromised condition, neurologic and neurodevelopmental conditions, obesity, or other chronic diseases.

The following tables show the demographic characteristics for all COVID-19 cases. Tables 1 and 2 show case counts and severity by demographic categories. Figures 7 and 8 show the case demographic distribution by week of onset. Tables 3 and 4 show race and ethnicity, respectively. Figures 9 and 10 show race and ethnicity by week of onset, respectively.

Table 1. Severity and rates of COVID-19 by sex (n=21,488)

Sex	Cases	% of total cases	Cases per 100,000 ^a	Hospitalized	% Hospitalized	Deaths	Case fatality
Male	10,260	47.7%	477.1	936	9.1%	208	2.0%
Female	11,174	52.0%	519.6	862	7.7%	149	1.3%
Non-Binary	3	0%	n/a	0	0.0%	0	0%
Not available	51	0%	n/a	0	0.0%	0	0%
Total	21,488	100.0%	507.2	1,798	8.4%	357	1.7%

^a Population data were compiled from the 2019 Annual Oregon Population Report, which is produced by the Population Research Center, Portland State University

COVID-19 Weekly Report

Oregon's Weekly Surveillance Summary
Novel Coronavirus (COVID-19)



Oregon Public Health Division

Published August 12, 2020

Figure 7. COVID-19 cases by sex and week of onset

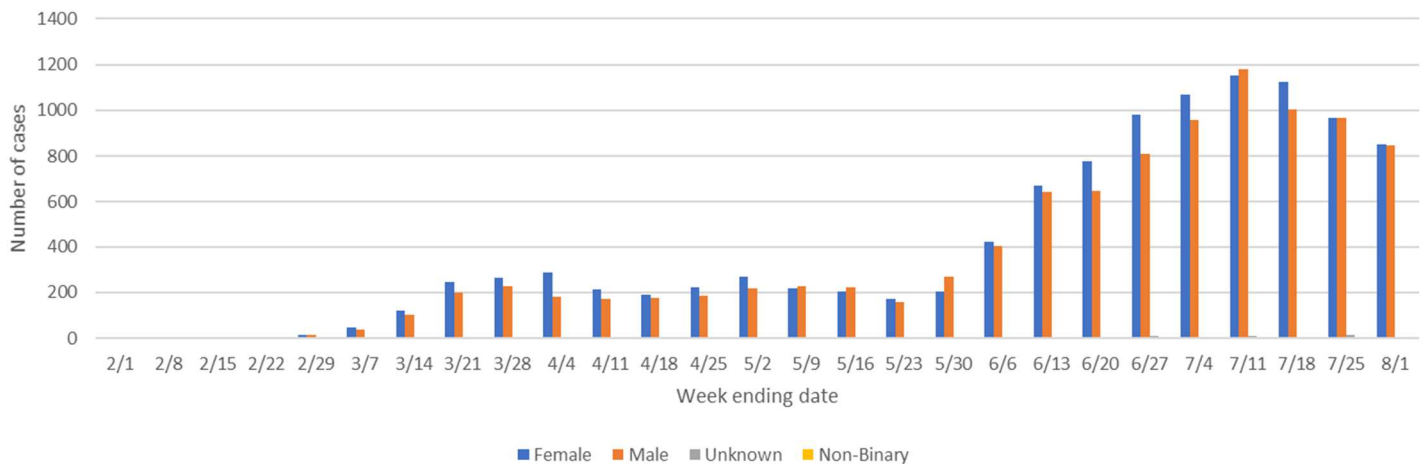


Table 2. Severity and rates of COVID-19 by age group (n=21,488)

Age group	Cases	% of total cases	Cases per 100,000 ^a	Hospitalized	% Hospitalized	Deaths	Case fatality
0-9	973	4.5%	202.7	19	2.0%	0	0%
10-19	2,182	10.2%	439.2	22	1.0%	0	0%
20-29	4,631	21.6%	834.0	119	2.6%	1	0%
30-39	3,777	17.6%	652.5	158	4.2%	3	0%
40-49	3,560	16.6%	655.2	217	6.1%	7	0.2%
50-59	2,753	12.8%	514.5	294	10.7%	20	0.7%
60-69	1,769	8.2%	328.0	356	20.1%	63	3.6%
70-79	1,059	4.9%	311.4	348	32.9%	93	8.8%
80+	762	3.5%	454.5	262	34.4%	170	22.3%
Not available	22	0.1%	-	3	-	0	0.0%
Total	21,488	100.0%	507.2	1,798	8.4%	357	1.7%

^aPopulation data were compiled from the 2019 Annual Oregon Population Report, which is produced by the Population Research Center, Portland State University

COVID-19 Weekly Report

Oregon's Weekly Surveillance Summary
Novel Coronavirus (COVID-19)



Oregon Public Health Division

Published August 12, 2020

Figure 8. COVID-19 cases by age group and week of onset

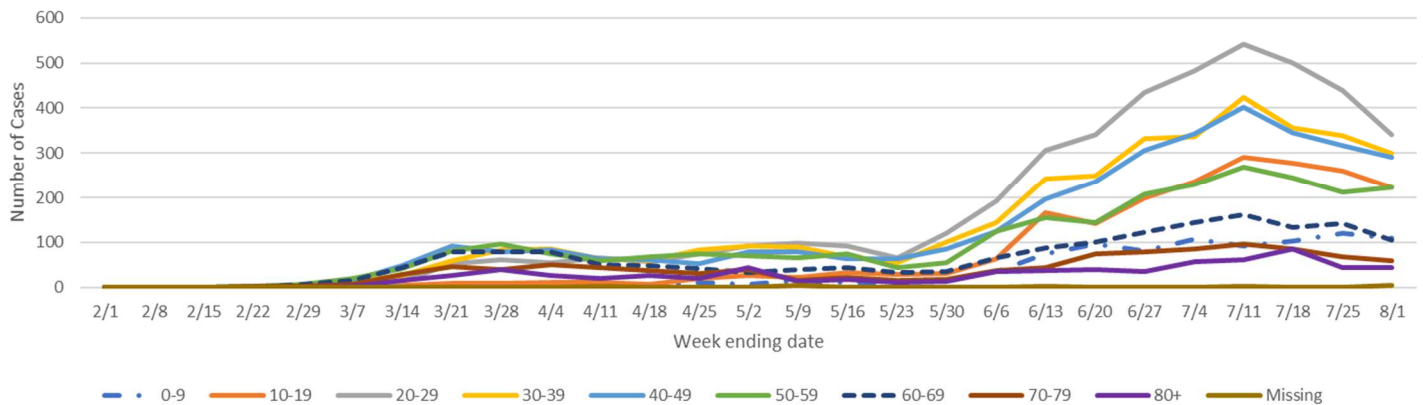


Table 3. Severity and rates of COVID-19 by race^a (n=21,488)

Race	Cases	% of total cases	Cases per 100,000 ^b	Hospitalized	% Hospitalized	Deaths	Case fatality
White	8,683	40.4%	242.8	959	11.0%	237	2.7%
Black	757	3.5%	937.7	81	10.7%	9	1.2%
Asian	630	2.9%	347.8	74	11.7%	16	2.5%
American Indian/Alaska Native	516	2.4%	1058.7	52	10.1%	7	1.4%
Pacific Islander	447	2.1%	2690.8	61	13.6%	6	1.3%
Other	7,336	34.1%	n/a	424	5.8%	34	0.5%
>1 race	431	2.0%	214.4	25	5.8%	3	0.7%
Not available	2,688	12.5%	n/a	122	4.5%	45	1.7%
Total	21,488	100.0%	507.2	1,798	8.4%	357	1.7%

^aDuring the case investigation, people are asked to self-report their race, ethnicity, tribal affiliation, country of origin, or ancestry.

^bNational Center for Health Statistics (NCHS). Estimates of the resident population of the U.S. by year, county, age, bridged race, Hispanic origin, and sex (Vintage 2018). 2) Census Bureau Population Estimates: U.S. Census bureau, Population Division, Annual Estimates of the Resident Population by Age, Sex, Race, and Hispanic Origin for counties (Vintage 2018)

^c5,461 (97.6%) of the 6,534 persons who identify as "Other" race also self-identify as Hispanic or Latino.

COVID-19 Weekly Report

Oregon's Weekly Surveillance Summary
Novel Coronavirus (COVID-19)



Oregon Public Health Division

Published August 12, 2020

Figure 9. COVID-19 cases by race and week of onset

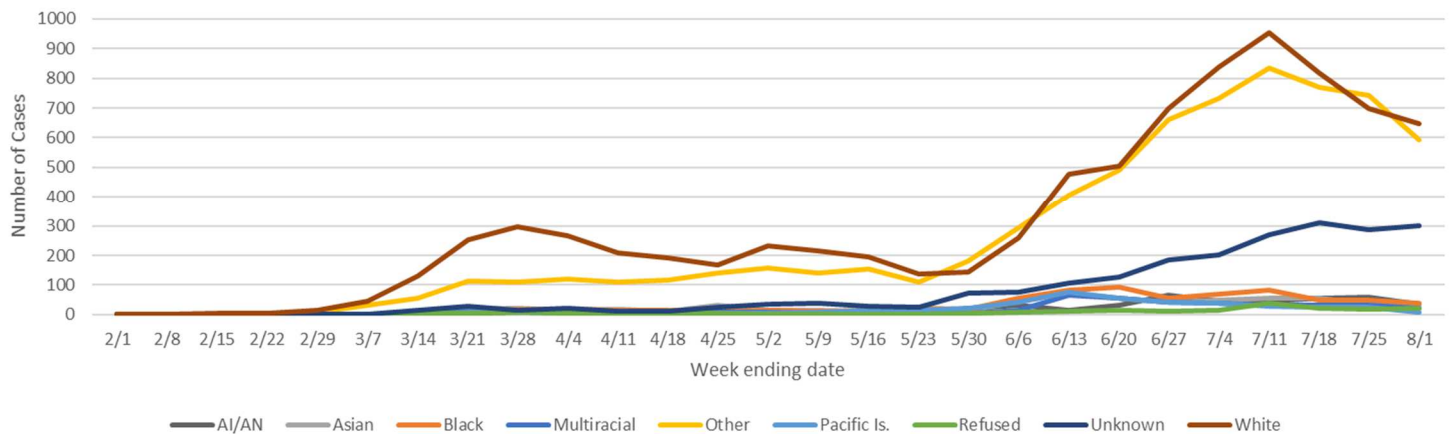
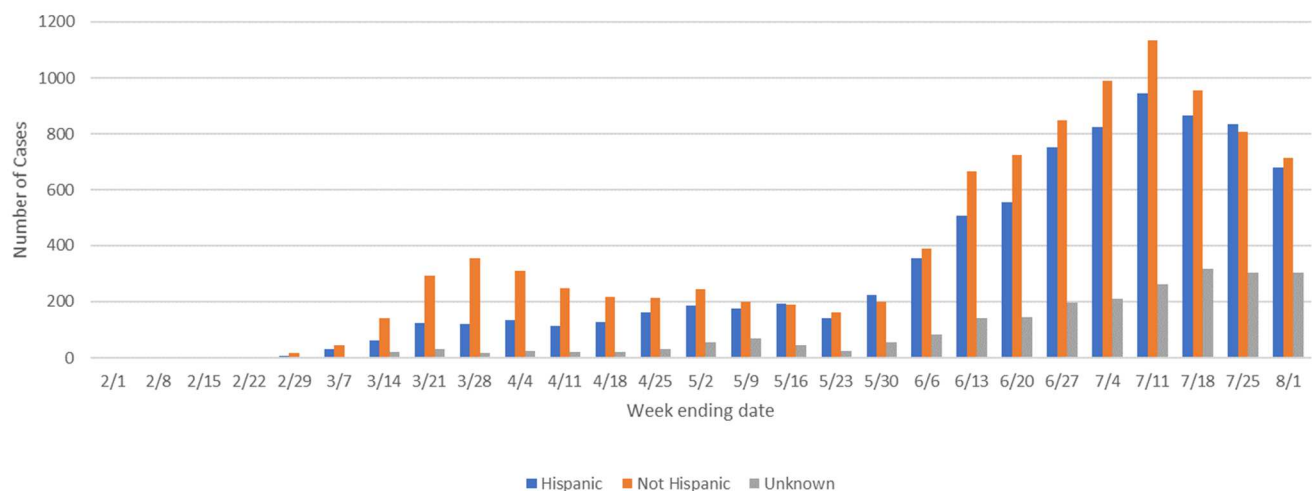


Table 4. Severity and rates of COVID-19 by ethnicity (n=21,488)

Ethnicity	Case count	% of total cases	Cases per 100,000 ^a	Hospitalized	% Hospitalized	Deaths	Case fatality
Hispanic	8,443	39.3%	1552.6	495	5.9%	45	0.5%
Non-Hispanic	10,388	48.3%	281.3	1145	11.0%	254	2.4%
Not available	2,657	12.4%	n/a	158	5.9%	58	2.2%
Total	21,488	100.0%	507.2	1,798	8.4%	357	1.7%

^aNational Center for Health Statistics (NCHS). Estimates of the resident population of the US by year, county, age, bridged race, Hispanic origin, and sex (Vintage 2018). 2) Census Bureau Population Estimates: U.S. Census bureau, Population Division, Annual Estimates of the Resident Population by Age, Sex, Race, and Hispanic Origin for counties (Vintage 2018)

Figure 10. COVID-19 cases by ethnicity and week of onset



COVID-19 Weekly Report

Oregon's Weekly Surveillance Summary
Novel Coronavirus (COVID-19)



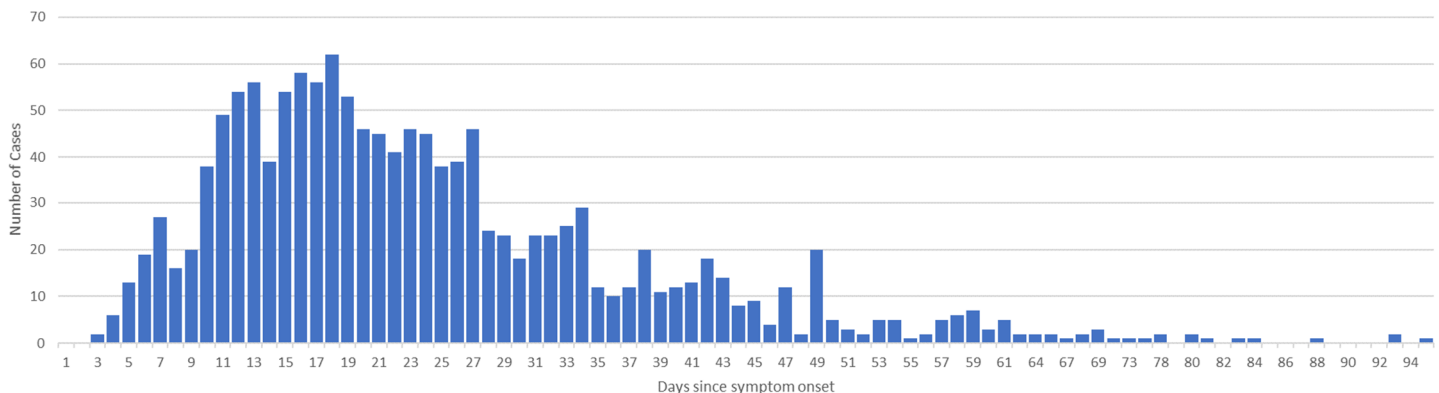
Oregon Public Health Division

Published August 12, 2020

Recovery

OHA staff periodically call people with reported COVID-19 who experienced fever, cough, shortness of breath or diarrhea and were initially interviewed before May 1, when OHA changed its definition of recovery, to inquire about resolution of symptoms. This group includes 1,885 people who were all diagnosed before mid-April and have not succumbed to their illness. Among these, 1,682 (88.8%) are considered to have recovered, and a recovery date is available for 1,386 people; their time to recovery is depicted in Figure 11. Of these 1,885 people, 20 (1.1%), have not yet recovered; and recovery status is not yet available for 183 (9.7%). People are assumed to have recovered three days after resolution of all symptoms. The median time to recovery among non-hospitalized symptomatic cases is 20 days (interquartile range: 15–29 days); among symptomatic cases who were hospitalized it is 26 days (interquartile range: 18–37 days).

Figure 11. Time to recovery* among symptomatic people** with confirmed COVID-19 (n=1,386)



*Three days after reported resolution of diarrhea, cough, shortness of breath and fever.

**Includes cases who were interviewed about their date of recovery before a change in recovery definition on May

Weekly Care Facility, Senior Living Communities and Congregate Living Settings Report

OHA is publishing data on cases and deaths in care facilities, senior living communities, and congregate living settings that have three or more confirmed COVID-19 cases or one or more deaths (Table 5). Facilities with outbreaks that are considered resolved are moved to the closed outbreak list (Table 6). An outbreak is considered resolved if no new cases are identified for 28 days after the last case onset. This list does not include correctional facilities.

In addition to the facilities listed, OHA is aware of 17 congregate settings of five or fewer beds that have three or more confirmed COVID-19 cases or one or more deaths. Because foster homes typically have relatively few residents, OHA follows the Oregon Department of Human Services practice in not naming these locations to protect patient privacy.

To date, there has been one death of a staff person who worked in a congregate care setting from COVID-19. To protect patient privacy, OHA does not report employee deaths by workplace or other potentially identifying information. Similar information will be released in the future in weekly reports only if OHA determines that such information, in addition to other information it releases, and information released by other agencies, like the Centers for Medicaid and Medicare Services, cannot be used to identify an individual.

COVID-19 Weekly Report

Oregon's Weekly Surveillance Summary
Novel Coronavirus (COVID-19)



Oregon Public Health Division

Published August 12, 2020

Table 5. Active outbreaks in care facilities, senior living communities and congregate living settings with three or more confirmed COVID-19 cases or one or more COVID-19 related deaths (n=53)

Facility name	County	First reported	Total cases ^a	Total deaths ^a
Brookdale River Valley - Tualatin	Clackamas	6/3/2020	12	0
McLoughlin Place	Clackamas	6/12/2020	29	3
Avamere Rehabilitation of Newport	Lincoln	6/15/2020	50	7
Arcadia Senior Living	Multnomah	6/16/2020	9	0
Hidden Lakes Independent Living	Marion	6/18/2020	7	1
The Springs at Wilsonville	Clackamas	6/18/2020	5	0
Avamere Rehabilitation of Beaverton	Clackamas	6/23/2020	8	0
Farmington Square Salem Assisted Living	Marion	6/23/2020	33	7
The Pearl at Kruze Way	Clackamas	6/23/2020	10	0
Avamere Rehabilitation of Clackamas	Clackamas	6/23/2020	4	0
Hawthorne Gardens	Multnomah	6/24/2020	21	4
Brookdale Assisted Living	Malheur	6/25/2020	37	5
EmpRes Hillsboro Health and Rehab Center	Washington	7/1/2020	24	0
Capitol Manor	Polk	7/6/2020	7	0
Monterey Court	Clackamas	7/7/2020	21	5
Marquis Mt. Tabor	Multnomah	7/9/2020	7	0
Cedar Village	Marion	7/9/2020	4	0
Avamere Rehabilitation of Coos Bay	Coos	7/10/2020	5	0
Mt. Bachelor Memory Care	Deschutes	7/11/2020	66	8
West Hills Heath and Rehabilitation	Multnomah	7/13/2020	3	0
Regency Hermiston Nursing and Rehab Center	Umatilla	7/13/2020	92	10
Hood River Care Center	Hood River	7/13/2020	3	0
Mountain Park Memory Care	Clackamas	7/14/2020	24	1
Dorian Place Assisted Living	Malheur	7/15/2020	20	3
Sun Terrace	Umatilla	7/15/2020	8	2
Brookdale Wilsonville	Clackamas	7/18/2020	7	1
Miramont Pointe Assisted Living	Clackamas	7/18/2020	6	0
Bend Transitional Care	Deschutes	7/19/2020	3	0
The Suites Assisted Living	Josephine	7/19/2020	3	0
Tabor Crest	Multnomah	7/20/2020	22	2
Terwilliger Plaza	Multnomah	7/21/2020	3	0
Friendship Health Center	Multnomah	7/21/2020	3	0
Touchmark West Hills	Washington	7/22/2020	3	0
St. Andrews Memory Care	Multnomah	7/23/2020	3	0
Farmington Square Beaverton	Washington	7/23/2020	10	0

Data are provisional and subject to change.

Page 10 of 30

COVID-19 Weekly Report

Oregon's Weekly Surveillance Summary
Novel Coronavirus (COVID-19)



Oregon Public Health Division

Published August 12, 2020

Regency Park	Washington	07/23/2020	3	0
Harold Schnitzer Center for Living	Multnomah	07/24/2020	4	0
The Springs at Tanasbourne	Washington	07/26/2020	5	0
Tierra Rose Care Center	Marion	07/28/2020	3	0
Marquis Forest Grove Assisted Living	Washington	07/28/2020	8	0
Emerson House Memory Care	Multnomah	07/29/2020	17	0
Laurel Parc Bethany Village	Washington	07/29/2020	7	0
Pear Valley Senior Living	Jackson	07/30/2020	3	0
Hillside Place	Lincoln	07/30/2020	19	0
Rock of Ages	Yamhill	07/30/2020	26	2
Parkland Village	Yamhill	07/30/2020	4	0
Waterford Grand	Lane	07/30/2020	3	0
O'hara's Manor	Multnomah	07/31/2020	28	2
Creekside Rehab	Multnomah	08/01/2020	29	0
Avamere Crestview	Multnomah	08/01/2020	15	1
Murray Highland Memory Care	Washington	08/01/2020	3	0
Silvercreek Senior Living	Marion	08/05/2020	3	0
Regency Village Prineville	Crook	08/08/2020	4	0
Total	-	-	756	64

^aCase and death counts include all cases and deaths associated with the outbreak (e.g., staff, residents, close contacts)

Table 6. Resolved outbreaks in care facilities, senior living communities and congregate living settings with three or more confirmed COVID-19 cases or one or more COVID-19 related death (n=59)

Facility name	County	First reported	Total cases ^a	Total deaths ^a
Oregon Veterans' Home Lebanon	Linn	3/11/2020	38	8
The Oaks at Sherwood Park	Marion	3/20/2020	14	1
Regency Park	Washington	3/21/2020	16	1
Astor House Senior Living	Yamhill	3/22/2020	15	7
Healthcare at Foster Creek	Multnomah	3/24/2020	120	34
Oregon Veterans' Home The Dalles	Wasco	3/26/2020	3	0
Raleigh Hills Senior Care	Washington	3/27/2020	1	1
Corvallis Manor	Benton	3/27/2020	19	3
Salem Transitional Care	Marion	3/27/2020	26	3
Shelter at Orenco Station	Washington	3/30/2020	4	0
Laurelhurst Village	Multnomah	3/30/2020	51	5
Marquis Marian Estates	Marion	3/30/2020	16	1
Village Health Care	Multnomah	4/1/2020	40	5
Avamere at Bethany	Washington	4/1/2020	12	1

Data are provisional and subject to change.

COVID-19 Weekly Report

Oregon's Weekly Surveillance Summary
Novel Coronavirus (COVID-19)



Oregon Public Health Division

Published August 12, 2020

Bonaventure	Washington	4/1/2020	1	1
Four Seasons Memory Care	Marion	4/2/2020	4	1
Jason Lee Manor Apartments	Marion	4/10/2020	2	1
Avamere Court at Keizer	Marion	4/11/2020	7	1
Powell Valley Memory Care	Multnomah	4/13/2020	9	1
Country Meadows Village	Marion	4/13/2020	7	1
Cornerstone Care Options	Multnomah	4/16/2020	16	0
The Grove Assisted Living	Washington	4/17/2020	3	2
Countryside Living of Canby	Clackamas	4/19/2020	13	2
St. Andrews Memory Care	Multnomah	4/21/2020	3	0
Cherrywood Village	Multnomah	4/23/2020	6	1
Turner Residential Care	Marion	4/23/2020	1	1
Providence Benedictine	Marion	4/27/2020	6	0
Prestige Senior Living Orchard Heights	Polk	4/30/2020	55	11
Prestige Senior Living Riverwood	Washington	5/2/2020	11	1
Jennings - McCall Center	Washington	5/4/2020	9	2
Parkview Christian Assisted Living	Multnomah	5/4/2020	10	1
Prestige Post Acute Care and Rehabilitation-Milwaukie	Clackamas	5/9/2020	12	2
Odd Fellows Home	Multnomah	5/4/2020	9	1
Avamere Park Place	Washington	5/26/2020	6	0
High Lookie Lodge	Jefferson	5/26/2020	15	0
Bethesda Lutheran Communities	Washington	5/28/2020	3	0
Boone Ridge Senior Living	Marion	5/31/2020	6	1
The Springs at Willow Creek	Marion	6/2/2020	22	4
Regent Court Memory Care	Benton	6/3/2020	8	1
Marquis Hope Village	Clackamas	6/4/2020	112	11
Springs at Carmen Oaks	Clackamas	6/8/2020	29	0
Brookstone Alzheimer's Care Center	Marion	6/8/2020	67	13
Avamere Court at Keizer	Marion	6/9/2020	3	1
Green Valley Rehab	Lane	6/12/2020	3	0
Marquis Oregon City	Clackamas	6/14/2020	23	1
Pacific Garden Memory Care Unit	Multnomah	6/15/2020	3	0
Pacifica Senior Living Portland	Multnomah	6/18/2020	17	1
Lakeview Long Term Care	Lincoln	6/21/2020	3	0
Grand Ronde Retirement Residence	Union	6/21/2020	5	0
Redwood Heights	Marion	6/21/2020	2	1

Data are provisional and subject to change.

Page 12 of 30

COVID-19 Weekly Report

Oregon's Weekly Surveillance Summary
Novel Coronavirus (COVID-19)



Oregon Public Health Division

Published August 12, 2020

Oswego Place by Bonaventure	Clackamas	6/22/2020	21	0
Brookdale Assisted Living	Malheur	6/25/2020	37	5
Providence ElderPlace Glendoveer	Multnomah	6/30/2020	3	0
Hillside Independent Living	Yamhill	6/30/2020	7	0
Somerset Lodge	Clackamas	7/3/2020	5	0
Beaverton Lodge	Washington	7/10/2020	4	0
The Grove and The Gardens	Washington	7/14/2020	3	0
Bonaventure of Salem	Marion	7/10/2020	1	1
Cascade Terrace	Multnomah	7/12/2020	8	0
Total	-	-	975	140

^aCase and death counts include all cases and deaths associated with the outbreak (e.g., staff, residents, close contacts)

Weekly Workplace Outbreak Report

OHA is publishing data on cases in workplace outbreaks. Given a cluster of cases in space and time, within plausible incubation periods for the pathogen, OHA epidemiologists will consider cases to be related—i.e., part of a workplace outbreak—unless a more likely alternative source for acquisition is identified. Any suspected workplace outbreak is required to be reported to the local public health authority (see OAR 333-018-015). Local health department and tribal partners investigate to identify workplace outbreaks. This list of outbreaks will be updated as investigations continue, and we learn about epidemiologic links between cases. This list may not reflect all the workplace outbreaks in Oregon.

To protect privacy, OHA is only reporting workplace outbreaks with five or more cases and only for workplaces with at least 30 workers. If more than 50% of the workers are COVID-19 cases, specific case numbers will not be reported. Case counts include all persons linked to the outbreak, which may include household members and other close contacts. The list below includes active workplace outbreaks (Table 7), meaning that there has been a case within the past 28 days. Outbreaks that are resolved are moved to a separate table of resolved outbreaks (Table 8).

The presence of correctional facilities and food packing and agricultural worksites on this list highlights the challenges of controlling COVID-19 in settings where people must work or live in proximity. People of color are overrepresented in agricultural and correctional settings, contributing to the higher rates of COVID-19 observed in these groups. OHA publishes these data in response to public request, but with some concern that workers or staff members at these workplaces might be subject to discrimination.

State and local public health officials work intensively with staff at workplaces where outbreaks are identified to isolate sick workers, test and quarantine those who have been exposed and implement workplace changes to reduce risk of transmission. Unless otherwise noted, public health officials have determined that these workplaces, their workers and their products do not pose significant risk to the public. Workers of a business with a workplace outbreak should never be subjected to discrimination or excluded from patronizing other businesses. In fact, discriminating against workers or avoiding products might jeopardize the economic viability of essential local businesses.

Employers can support their workers with policies that ensure that ill workers are not in the workplace and are not penalized for taking sick leave. Employers should ensure that workers are aware of and understand these policies.

COVID-19 Weekly Report

Oregon's Weekly Surveillance Summary
Novel Coronavirus (COVID-19)



Oregon Public Health Division

Published August 12, 2020

Eight COVID-19 deaths have been associated with the workplace outbreaks below. To protect patient privacy, OHA does not report employee deaths by workplace.

Table 7. Active workplace outbreaks with five or more confirmed COVID-19 cases (n=70)

Workplace	Address	County ^a	Investigation start date	Most recent onset	Total cases
Eastern Oregon Correctional Institution	2500 Westgate, Pendleton, OR 97801	Umatilla	7/8/2020	8/7/2020	199
Pacific Seafood	213 SW Bay Blvd, Newport, OR 97365	Lincoln	6/2/2020	7/26/2020	186
Oregon State Penitentiary	2605 State St, Salem, OR 97310	Marion	4/2/2020	7/22/2020	185
Snake River Correctional Institution	777 Stanton Blvd, Ontario, OR 97914	Malheur	6/24/2020	8/4/2020	176
Lamb Weston	78153 Westland Road, Hermiston, OR 97838	Umatilla	6/16/2020	8/4/2020	170
Bob's Red Mill	5000 SE International Way, Milwaukie, OR 97222	Clackamas	5/27/2020	7/23/2020	64
Amazon Troutdale	1250 NW Swigert Rd, Troutdale, OR 97060	Multnomah	5/21/2020	8/1/2020	53
Shearer's Foods	78035 Highway 207, Hermiston, OR 97838	Umatilla	6/26/2020	7/31/2020	42
Lamb Weston East	750 Columbia Ave NE, Boardman, OR 97818	Morrow	7/13/2020	8/3/2020	42
Walmart Distribution Center	2650 US-395, Hermiston, OR 97838	Umatilla	6/30/2020	7/24/2020	40
Walmart	1350 N 1st St, Hermiston, OR 97838	Umatilla	7/9/2020	7/25/2020	39
Salem Hospital	890 Oak Street SE, Salem, OR 97301	Marion	5/27/2020	8/5/2020	34
Atkinson Staffing	80796 N Highway 395, Hermiston, OR 97838	Umatilla	6/18/2020	8/3/2020	31
Smith Frozen Foods, Inc.	101 E Depot St, Weston, OR 97886	Umatilla	7/24/2020	8/3/2020	30
Teeny Foods	3434 NE 170th way, Gresham OR 97230	Multnomah	6/8/2020	8/2/2020	29
Good Shepherd Hospital	610 NW 11th St, Hermiston, OR 97838	Umatilla	7/16/2020	7/30/2020	29
Norris Blueberry Farms	13900 Garden Valley Road, Roseburg, OR 97471	Douglas	6/25/2020	7/30/2020	27
Two Rivers Correctional Institution	82911 Beach Access Rd, Umatilla, OR 97882	Umatilla	6/24/2020	7/25/2020	27
Lamb Weston West	600 Columbia Ave NW, Boardman, OR 97818	Morrow	7/28/2020	8/5/2020	25
JE Dunn Construction	424 NW 14 th Ave, Portland, OR 97210	Multnomah	7/8/2020	7/17/2020	25
McDonalds	1320 N 1St, Hermiston, OR 97838	Umatilla	7/21/2020	7/27/2020	24
Lamb Weston Boardman Pac Center	730 Columbia Ave NE, Boardman OR 97818	Morrow	7/1/2020	7/26/2020	22
Pan American Berry Growers	6826 55th Ave NE, Salem, 97305	Marion	7/30/2020	8/5/2020	22
Mary's Harvest Fresh Foods	2705 NE Argyle St, Portland, OR 97211	Multnomah	6/17/2020	7/16/2020	21
Amazon Aumsville	4775 Depot Ct SE, Salem, OR 97317	Marion	5/21/2020	7/25/2020	20

COVID-19 Weekly Report

Oregon's Weekly Surveillance Summary
Novel Coronavirus (COVID-19)



Oregon Public Health Division

Published August 12, 2020

Oregon Harvesting Inc.	11335 SW Hillsboro Hwy, Hillsboro, OR 97123	Washington	6/25/2020	7/20/2020	19
Coca Cola Enterprises	9750 SW Barber St, Wilsonville, OR 97070	Clackamas	7/25/2020	7/30/2020	19
Norpac	2498 Madrona Ave SE, Salem, OR 97301	Marion	6/5/2020	7/20/2020	18
Columbia Basin Onion	78727 Westland Rd, Hermiston, OR, 97838	Umatilla	8/1/2020	7/31/2020	17
Asante Rogue Regional Medical Center	2825 E Barnett Rd, Medford, OR 97504	Jackson	7/8/2020	8/1/2020	16
Azure Standard	500 Azure Ln, Moro, OR 97039	Sherman	5/31/2020	8/1/2020	16
J. Frank Schmidt & Son Co.	9500 SE 327th Ave, Boring, OR 97009	Clackamas	7/28/2020	8/3/2020	16
Orchard View Farms	4055 Skyline Rd, The Dalles, OR 97058	Wasco	6/15/2020	7/27/2020	14
Oregon Potato Company	650 Columbia Ave NE, Boardman, OR 97818	Morrow	6/26/2020	7/29/2020	14
Threemile Canyon Farms	75906 Threemile Rd, Boardman, OR 97818	Morrow	6/30/2020	7/23/2020	13
Oregon State Hospital	2600 Center St NE, Salem, OR 97301	Marion	7/13/2020	8/3/2020	13
The Kraft Heinz Company	175 NE 6th Ave, Ontario, OR 97914	Malheur	6/15/2020	8/3/2020	13
Pacific Pine and Products	17634 US 395, Lakeview, OR 97630	Lake	6/26/2020	7/20/2020	12
Hill Meat Company	1503 NW 50th Street, Pendleton, OR 97801	Umatilla	6/26/2020	7/27/2020	12
Pacific Seafood	16797 SE 130th Ave, Clackamas, OR 97015	Clackamas	7/29/2020	7/30/2020	12
The Tofurky Company	602 Anchor Way, Hood River, OR 97031	Hood River	7/4/2020	7/29/2020	11
Unger Farms	6540 SW Iowa Hill Road, Cornelius, OR 97113	Washington	6/24/2020	7/24/2020	11
Bay Cities Brokerage	3505 Ocean Blvd SE, Coos Bay, OR 97420	Coos	7/17/2020	8/3/2020	11
CabDoor	2900 Pringle Rd SE Ste #150, Salem, OR 97302	Marion	7/24/2020	7/25/2020	11
MJ's Labor Services	81822 North S Hwy 395, Hermiston, OR 97838	Umatilla	7/11/2020	8/5/2020	11
Independent Transport LLC	207 NW 1st St, Boardman, OR 97818	Morrow	7/28/2020	8/8/2020	11
Classic Manufacturing	9325 SW Barber St, Wilsonville, OR 97206	Clackamas	7/28/2020	8/3/2020	11
Home Depot	300 W Harper Rd, Hermiston, OR 97838	Umatilla	7/24/2020	7/22/2020	9
Bright Wood Quality Millwork	335 NW Hess St, Madras, OR 97741	Jefferson	7/13/2020	7/31/2020	9
Stahlbush farms	3122 SE Stahlbush Island Farms, Corvallis, OR 97333	Linn	7/30/2020	7/30/2020	9
Mission Linens	1331 NE 1st St, Bend, OR 97701	Deschutes	8/3/2020	8/3/2020	9
McClaskey Orchards	3551 Old Dufur Rd, The Dalles, OR 97058	Wasco	6/30/2020	7/23/2020	8
Marlette Homes	400 W Elm Ave, Hermiston, OR 97838	Umatilla	7/8/2020	7/17/2020	8

COVID-19 Weekly Report

Oregon's Weekly Surveillance Summary
Novel Coronavirus (COVID-19)



Oregon Public Health Division

Published August 12, 2020

Walker Brothers Farms	30203 Micka Rd, Malin, OR 97632	Klamath	7/14/2020	7/20/2020	8
Interfor	15555 S Hwy 211, Molalla, OR 97038	Clackamas	7/10/2020	7/24/2020	8
Walmart	1775 E Idaho Ave, Ontario, OR 97914	Malheur	7/1/2020	7/21/2020	8
St. Charles Prineville	384 SE Combs Flat Rd, Prineville, OR 97754	Crook	7/28/2020	7/27/2020	8
Boardman Foods Inc.	71320 Columbia Blvd, Boardman, OR 97818	Morrow	7/12/2020	7/30/2020	8
River Point Farms	34075 E. Walls Road, Hermiston, OR 97838	Umatilla	7/16/2020	8/2/2020	8
Port of Morrow Warehousing	73336 Lewis and Clark Dr, Boardman, OR 97818	Morrow	8/1/2020	8/4/2020	8
MacLaren Youth Correctional Facility	2630 N Pacific Hwy, Woodburn, OR 97071	Marion	6/26/2020	7/21/2020	7
United States Postal Service	7007 NE Cornfoot Rd Dept 800, Portland, OR 97208	Multnomah	7/8/2020	7/27/2020	7
Expeditors	2540 N Marine Drive, Portland, OR 97217	Multnomah	7/23/2020	7/20/2020	7
Whitaker/Ellis Construction	7180 SW Sandburg St Suite 400, Tigard, OR 97223	Washington	7/30/2020	7/28/2020	7
Keystone RV Company	3000 Westgate, Pendleton, OR 97801	Umatilla	8/5/2020	7/31/2020	7
Roger Langeliers Construction Co	7145 NE Progress Ct, Hillsboro, OR 97124	Washington	8/4/2020	8/1/2020	7
McDonalds	2115 S Hwy 395, Stanfield, OR 97875	Umatilla	7/24/2020	8/1/2020	7
Bell Carter Packaging	14340 N Lombard St, Portland, OR 97203	Portland	7/8/2020	7/22/2020	6
Fred Meyer	3300 Portland Rd, Newberg, OR 97132	Yamhill	7/23/2020	7/30/2020	6
BrucePac	380 S Pacific Hwy, Woodburn, OR 97071	Marion	6/4/2020	7/24/2020	6
Spyce Gentleman's Club	210 NW Couch St, Portland, OR 97209	Multnomah	7/24/2020	7/16/2020	6
Precision Cast Parts	5001 SE Johnson Creek Blvd, Portland, OR 97222	Clackamas	7/19/2020	7/21/2020	6
Pacific Ag	2995 S First St, Hermiston, OR 97838	Umatilla	7/29/2020	7/20/2020	5
Taco Bell	1677 N 1st St, Hermiston, OR 97838	Umatilla	7/17/2020	7/16/2020	5
AA Rite-Way Roofing Inc	24307 SE Stark St, Gresham, OR 97030	Multnomah	8/2/2020	7/27/2020	5
In-N-Out Burger	6280 Keizer Station Blvd, Keizer, OR 97303	Marion	7/18/2020	7/29/2020	5
J & J Snack Foods	103 E Depot St, Weston, OR 97886	Umatilla	7/30/2020	7/29/2020	5
Oregon Spice Company	13320 NE Jarrett St, Portland, OR 97230	Multnomah	7/31/2020	7/31/2020	5
Norpac	4755 Brooklake Rd NE, Salem, OR 97302	Marion	8/8/2020	8/2/2020	5
Performance Insulation + Energy Services Inc	13939 SW Tualatin-Sherwood Rd, Sherwood, OR 97140	Washington	8/5/2020	8/6/2020	5

^aCounty of workplace. COVID-19 cases may reside in multiple counties.

COVID-19 Weekly Report

Oregon's Weekly Surveillance Summary
Novel Coronavirus (COVID-19)



Oregon Public Health Division

Published August 12, 2020

Table 8. Resolved workplace outbreaks with five or more confirmed COVID-19 cases (n=65)

Workplace	Address	County ^a	Investigation start date	Most recent onset	Total cases
Duckwall Fruit	3430 Davis Dr. Hood River, OR 97031	Hood River	5/28/2020	6/11/2020	69
Townsend Farms	23303 NE Sandy Blvd, Fairview, OR 97024	Multnomah	5/25/2020	5/31/2020	56
Townsend Farms	23303 NE Sandy Blvd, Fairview, OR 97024	Multnomah	4/30/2020	5/12/2020	51
Medelez Trucking	30522 Old Field Street, Hermiston OR 97838	Umatilla	4/29/2020	7/12/2020	43
National Frozen Foods	745 30th Ave SW, Albany, OR 97322	Linn	4/15/2020	5/10/2020	41
VA Medical Center	3710 SW US Veterans Hospital Rd, Portland, OR 97239	Multnomah	5/7/2020	5/13/2020	34
Bornsteins Seafood	9 Portway St, Astoria, OR 97103	Clatsop	5/2/2020	5/13/2020	33
Columbia River Processing (TCCA)	79588 Rippe Rd, Boardman, OR 97013	Morrow	6/16/2020	7/3/2020	32
Shutter Creek Correctional Institute	95200 Shutters Landing Ln, North Bend, OR 97459	Coos	4/7/2020	5/5/2020	28
Reser's Food	6999 NE Century Blvd, Hillsboro, OR 97124	Washington	4/16/2020	6/9/2020	23
Townsend Farms	33865 NW Vadis Rd, Cornelius OR 97113	Washington	5/25/2020	6/13/2020	22
Old Trapper	4071 24th Ave, Forest Grove, OR 97116	Washington	4/13/2020	6/24/2020	19
Pacific Seafood	450 NE Skipanon Dr, Warrenton, OR 97146	Clatsop	5/8/2020	5/14/2020	15
Santiam Correctional Institute	4005 Aumsville Hwy SE, Salem, OR 97317	Marion	4/3/2020	6/7/2020	15
Morasch Meats	4050 NE 158th Ave, Portland, OR 97230	Multnomah	6/19/2020	7/7/2020	14
Imperfect Foods	16800 SE Evelyn St Ste 104, Clackamas, OR 97015	Clackamas	6/30/2020	7/4/2020	13
Local Ocean	213 SE Bay Blvd, Newport, OR 97365	Lincoln	6/10/2020	6/19/2020	12
Grand Ronde Hospital	900 Sunset Dr, La Grande, OR 97850	Union	6/24/2020	6/23/2020	12
A&K Design	8564 NE Alderwood Rd, Portland, OR 97220	Multnomah	7/8/2020	7/10/2020	12
Harry and David's	2800 S. Pacific Hwy, Medford, OR 97501	Jackson	6/9/2020	6/13/2020	11
Precision Lumber	11550 SE Jennifer St, Clackamas, OR 97015	Clackamas	6/17/2020	7/8/2020	11
BrucePac	811 N First St, Silverton, OR 97381	Marion	5/11/2020	6/20/2020	10
Adventist Hospital	10123 SE Market St, Portland, OR 97216	Multnomah	5/7/2020	5/9/2020	10
Oregon Health and Sciences University	3181 S.W. Sam Jackson Park Rd, Portland, OR 97239	Multnomah	4/8/2020	4/11/2020	10

COVID-19 Weekly Report

Oregon's Weekly Surveillance Summary
Novel Coronavirus (COVID-19)



Oregon Public Health Division

Published August 12, 2020

National Performance Warehouse	5640 NE Wagon Dr, Hillsboro, OR 97124	Washington	6/18/2020	6/20/2020	10
Chaucer Foods	2238 Yew St, Forest Grove, OR 97116	Washington	5/31/2020	6/22/2020	10
Fremont Millwork	2949 Onyx Ave, Klamath Falls, OR 97603	Klamath	6/29/2020	6/30/2020	10
JM Eagle	31420 Roxbury Rd, Umatilla, OR 97882	Umatilla	7/8/2020	7/6/2020	10
Amstad Produce, Inc.	16300 SW 192nd Ave, Sherwood, OR 97410	Washington	4/26/2020	5/1/2020	9
Outdoors RV Manufacturing	62582 Pierce Rd, La Grande, OR 97850	Union	6/28/2020	6/23/2020	9
Truitt Bros Inc.	556 Murlark Ave. NW, Salem, OR 97304	Polk	6/26/2020	7/7/2020	9
Fred Meyer	14700 SE McLoughlin Blvd, Milwaukie, OR 97267	Clackamas	6/3/2020	6/5/2020	8
Georgie's Beachside Grill	744 SW Elizabeth St, Newport, OR 97365	Lincoln	6/12/2020	6/24/2020	8
Dave's Killer Bread	5209 SE International Way, Milwaukie, OR 97222	Clackamas	5/2/2020	6/26/2020	8
Tenneson Orchards	5299 Millcreek Rd, Dallas, OR 97058	Wasco	6/19/2020	7/5/2020	8
Columbia Gorge Organic	3610 Central Vale Drive, Hood River, OR 97031	Hood River	7/4/2020	7/6/2020	8
Service Master	15790 SE Piazza Ave Ste 102, Clackamas, OR 97015	Clackamas	7/14/2020	7/5/2020	8
Romtec	18240 N Bank Rd, Roseburg, OR 97470	Douglas	7/1/2020	7/14/2020	8
MacLaren Youth Correctional Facility	2630 N Pacific Hwy, Woodburn, OR 97071	Marion	5/5/2020	5/11/2020	7
Physicians Building Group	1234 Commercial St SE, Salem, OR 97302	Marion	3/24/2020	3/24/2020	7
Pacific Motion Furniture	21249 SW 115th Ave, Tualatin, OR 97062	Washington	4/29/2020	4/20/2020	7
Meduri Farms	12375 Smithfield Road, Dallas, OR 97338	Polk	5/25/2020	5/19/2020	7
Electronic Assemblers	616 Industrial St # 30, Hood River, OR 97031	Hood River	6/1/2020	6/1/2020	7
McDonald's	1300 N Coast Hwy, Newport, OR 97365	Lincoln	6/16/2020	6/14/2020	7
Clearwater	325 SW Bay Blvd, Newport, OR 97365	Lincoln	6/5/2020	6/22/2020	7
Guterman's Supply	1620 NE Argyle Dr. Portland, OR 97211	Multnomah	6/23/2020	6/22/2020	7
Pella Windows and Doors	18600 NE Wilkes Rd, Portland, OR 97230	Multnomah	7/7/2020	7/3/2020	7
Family Health Associates	600 NW 11th St #E15, Hermiston, OR 97838	Umatilla	6/18/2020	7/6/2020	7
Margarita Factory Beaverton	17005 NW Cornell Rd, Beaverton, OR 97006	Washington	6/25/2020	7/7/2020	7
Purdy Professional Painting	13201 N Lombard St, Portland, OR	Multnomah	6/21/2020	4/16/2020	6

Data are provisional and subject to change.

Page 18 of 30

COVID-19 Weekly Report

Oregon's Weekly Surveillance Summary
Novel Coronavirus (COVID-19)



Oregon Public Health Division

Published August 12, 2020

Cherriots Bus Service	555 Court St NE #5230, Salem, OR 97301	Marion	3/30/2020	3/27/2020	6
Hospital Service Corporation	18440 NE Portal Way, Portland, OR, 97230	Multnomah	4/3/2020	4/4/2020	6
Timber Products Company	25 E McAndrews Rd, Medford, OR 97501	Jackson	4/11/2020	4/3/2020	6
Fresh Del Monte	9243 N Rivergate Blvd, Portland, OR 97203	Multnomah	5/22/2020	5/21/2020	6
Northwest Hazelnut Company	19748 OR-99E, Hubbard, OR 97032	Marion	5/12/2020	5/18/2020	6
Good Shepherd Hospital	610 NW 11th St, Hermiston, OR 97838	Umatilla	5/21/2020	5/19/2020	6
Hoffman Construction	5 NE MLK Blvd, Portland, OR 97232	Multnomah	6/13/2020	6/12/2020	6
Townsend Farms	22815 NE Sandy Blvd, Fairview, OR 97024	Multnomah	7/10/2020	7/9/2020	6
Red, White & Blue Thrift Store	19239 SE McLoughlin Blvd, Gladstone, OR 97027	Clackamas	7/22/2020	7/12/2020	6
Safeway	201 SW 20th St, Pendleton, OR 97801	Umatilla	8/5/2020	7/13/2020	6
First American Title Company	2892 Crescent Ave, Eugene, OR 97408	Lane	4/19/2020	4/10/2020	5
Wong's Potatoes	17600 Highway 39 Klamath Falls, Klamath Falls, OR 97603	Klamath	4/20/2020	4/20/2020	5
Fjord Limited	3099 N Pacific Highway, Woodburn, OR 97071	Marion	5/5/2020	4/28/2020	5
McGee Air Services	7000 NE Airport Way, Portland, OR 97218	Multnomah	6/30/2020	6/22/2020	5
Portland Spirit	110 SE Caruthers St, Portland, OR 97214	Multnomah	6/22/2020	6/18/2020	5
Safeway	2111 Adams Ave, La Grande, OR 97850	Union	6/28/2020	6/24/2020	5
ANM Hush Canna	130 W Clark St, Medford, OR 97501	Jackson	7/3/2020	6/27/2020	5
Polehn Farms	2121 Dry Hollow Rd, The Dalles, OR 97058	Wasco	7/2/2020	6/29/2020	5
Popeye's	5949 NE Martin Luther King Jr Blvd, Portland, OR 97211	Multnomah	7/1/2020	6/30/2020	5
Anderson Hay & Grain Co Inc	23261 Hubbard Cutoff Rd NE, Aurora, OR 97002	Marion	7/6/2020	7/7/2020	5

Weekly Schools and Child Care Outbreak Report

OHA is publishing data on cases in school and child care settings. Given a cluster of cases in space and time, within plausible incubation periods for the pathogen, OHA epidemiologists will consider cases to be related—i.e., part of a school or child care outbreak—unless a more likely alternative source for acquisition is identified. Any suspected school or child care outbreak is required to be reported to the local public health authority (see OAR 333-018-015). Local health department and tribal partners investigate to identify outbreaks in these settings. This list of outbreaks will be updated as investigations continue, and as we learn about epidemiologic links between cases. This list may not reflect all of the outbreaks in school and child care settings in Oregon.

COVID-19 Weekly Report

Oregon's Weekly Surveillance Summary
Novel Coronavirus (COVID-19)



Oregon Public Health Division

Published August 12, 2020

To protect patient privacy, OHA is only reporting school and child care outbreaks with five or more cases and only for schools or child care settings with at least 30 students. If more than 50% of the population at the school or child care are COVID-19 cases, then we will not report specific case numbers. Case counts include all persons linked to the outbreak, which may include household members or other close contacts. The list below includes active school and child care outbreaks (Table 9), meaning that there has been a case within the past 28 days. Outbreaks that are resolved will be moved to a separate table (Table 10) of resolved outbreaks. In addition to the facilities listed in Table 9, OHA will report outbreaks in smaller schools and child care in aggregate if the threshold of 5 or more cases is met. To date, there have been four outbreaks of 5 or more cases in a school or child care with fewer than 30 students.

Table 9. Active schools and child care facilities reporting COVID-19 outbreaks (n=1).

Facility	Address	County	Investigation start date	Most recent onset	Total cases
Trout Creek Bible Camp	38105 SE Gordon Creek Rd. Corbett, OR 97019	Multnomah	7/21/2020	7/26/2020	25

COVID-19 Weekly Report

Oregon's Weekly Surveillance Summary
Novel Coronavirus (COVID-19)



Oregon Public Health Division

Published August 12, 2020

Table 10. Resolved schools and child care facilities reporting COVID-19 outbreaks (n=3).

Facility	Address	County	Investigation start date	Most recent onset	Total cases
Lake Grove KinderCare	3700 Red Cedar Way, Lake Oswego, OR 97035	Clackamas	6/16/2020	6/19/2020	29
Oregon Child Development	308 E 2nd St, Nyssa, OR 97913	Malheur	7/2/2020	6/30/2020	6
Hall Boulevard KinderCare	11533 SW Hall Blvd, Tigard, OR 97223	Washington	7/13/2020	7/14/2020	5

Weekly COVID-19 Hospitalizations

OHA is publishing data on the number of COVID-19 hospitalizations by hospital in the prior week; data are from HOSCAP. Table 11 lists all hospitals which, at some time during the week reported, had 10 or more suspected/confirmed COVID-19 patients. The left column shows the highest number of suspected and confirmed COVID-19 hospitalized patients for each hospital between 8/3/2020 and 8/9/2020. The right column shows the highest number of confirmed COVID-19 patients hospitalized during the same time period.

Table 11. Hospitals reporting 10 or more COVID-19 patients.

Hospital	Maximum Patients (Suspected and confirmed)	Maximum Patients (Confirmed only)
Providence Portland Medical Center	34	26
Salem Health Hospital	31	23
Providence St. Vincent Medical Center	22	19
Legacy Emanuel Medical Center	19	15
OHSU Hospital	13	<10
St. Charles Bend	12	10
Legacy Good Samaritan Medical Center	12	<10
Kaiser Permanente Westside Medical Center	12	12
Hillsboro Medical Center	12	<10

The hospitals listed in Table 12 reported 1–9 suspected or confirmed COVID-19 patients between 7/13/2020 through 7/19/2020. Hospitals not listed in either table did not report any suspected or confirmed patients during the week.

Table 12. Hospitals reporting 1–9 COVID-19 patients.

Hospital
Adventist Health Portland
Asante Rogue Regional Medical Center
Asante Three Rivers Medical Center
Bay Area Hospital
Good Samaritan Regional Medical Center

COVID-19 Weekly Report

Oregon's Weekly Surveillance Summary
Novel Coronavirus (COVID-19)



Oregon Public Health Division

Published August 12, 2020

Good Shepherd Health Care System
Kaiser Permanente Sunnyside Medical Center
Legacy Mount Hood Medical Center
Legacy Silverton Medical Center
McKenzie-Willamette Medical Center
Mercy Medical Center
Mid-Columbia Medical Center
OHSU Doernbecher Children's Hospital
PeaceHealth Sacred Heart MC at Riverbend
Providence Hood River Memorial Hospital
Providence Medford Medical Center
Providence Milwaukie Hospital
Providence Newberg Medical Center
Providence Seaside Hospital
Providence Willamette Falls Medical Center
Randall Children's Hospital at Legacy Emanuel
Samaritan Albany General Hospital
Samaritan Lebanon Community Hospital
Samaritan North Lincoln Hospital
Samaritan Pacific Communities Hospital
Santiam Hospital
Sky Lakes Medical Center
St. Anthony Hospital
VA Portland Health Care System
Willamette Valley Medical Center

COVID-19 Weekly Report

Oregon's Weekly Surveillance Summary
Novel Coronavirus (COVID-19)



Oregon Public Health Division

Published August 12, 2020

Cases by ZIP Code

OHA is publishing data on cases at the ZIP code level (Table 13). To protect patient privacy, ZIP codes with small populations or small numbers of cases will be aggregated. Cases from ZIP codes with fewer than 1,000 people will be reported as one number. ZIP codes that have fewer than 10 cases will be reported as "1-9". ZIP codes with no cases will have a "0". ZIP code populations were retrieved from the 2010 US Census Bureau ZIP Code Tabulation Area.

Table 13. COVID-19 cases by ZIP code

ZIP code	Case count	Cases per 100,000
97002	30	533.5
97003	168	649.0
97004	15	341.8
97005	202	811.0
97006	255	404.5
97007	184	274.8
97008	141	486.7
97009	39	502.4
97013	182	802.2
97014	1-9	n/a
97015	97	496.9
97016	16	263.0
97017	1-9	n/a
97018	1-9	n/a
97019	33	1044.0
97021	1-9	n/a
97022	1-9	n/a
97023	26	264.4
97024	177	1728.2
97026	94	2464.0
97027	42	346.2
97030	333	907.5
97031	151	821.8
97032	82	1626.0
97034	50	264.5
97035	74	309.5
97038	71	469.8
97040	1-9	n/a

Data are provisional and subject to change.

COVID-19 Weekly Report

Oregon's Weekly Surveillance Summary
Novel Coronavirus (COVID-19)



Oregon Public Health Division

Published August 12, 2020

97041	23	816.5
97042	14	479.0
97045	210	408.9
97048	24	358.7
97049	1-9	n/a
97051	23	144.1
97053	1-9	n/a
97054	1-9	n/a
97055	52	299.7
97056	22	191.4
97058	176	887.2
97060	182	857.4
97062	203	740.0
97063	1-9	n/a
97064	1-9	n/a
97067	1-9	n/a
97068	63	222.6
97070	105	501.0
97071	623	2163.0
97078	192	895.9
97080	385	941.6
97086	136	522.9
97089	53	442.2
97101	13	342.6
97103	37	219.5
97106	1-9	n/a
97107	1-9	n/a
97110	1-9	n/a
97111	13	411.9
97112	1-9	n/a
97113	213	1504.8
97114	31	651.0
97115	19	459.0
97116	216	896.1
97119	1-9	n/a
97121	1-9	n/a
97123	424	952.0

Data are provisional and subject to change.

Page 24 of 30

COVID-19 Weekly Report

Oregon's Weekly Surveillance Summary
Novel Coronavirus (COVID-19)



Oregon Public Health Division

Published August 12, 2020

97124	264	546.0
97127	19	508.0
97128	232	641.9
97131	1-9	n/a
97132	116	410.2
97133	1-9	n/a
97136	1-9	n/a
97137	1-9	n/a
97138	17	169.6
97140	68	289.7
97141	23	175.0
97146	18	304.8
97148	10	293.6
97201	47	303.5
97202	100	258.0
97203	252	811.8
97204	1-9	n/a
97205	15	195.1
97206	221	464.3
97209	101	675.6
97210	31	284.7
97211	124	396.7
97212	63	261.1
97213	101	345.7
97214	121	508.1
97215	59	360.3
97216	99	634.9
97217	136	432.6
97218	108	741.7
97219	125	322.9
97220	183	642.2
97221	33	283.7
97222	157	448.8
97223	198	424.0
97224	122	392.0
97225	96	397.1
97227	14	363.9

Data are provisional and subject to change.

Page 25 of 30

COVID-19 Weekly Report

Oregon's Weekly Surveillance Summary
Novel Coronavirus (COVID-19)



Oregon Public Health Division

Published August 12, 2020

97229	161	276.6
97230	368	925.7
97231	17	397.2
97232	29	252.8
97233	567	1440.3
97236	580	1573.9
97239	50	353.4
97266	252	756.8
97267	115	372.9
97301	460	859.5
97302	156	420.1
97303	311	804.4
97304	199	699.4
97305	428	1065.3
97306	176	643.3
97317	171	702.1
97321	67	268.8
97322	98	287.9
97324	1-9	n/a
97325	33	498.9
97327	1-9	n/a
97330	89	214.6
97331	1-9	n/a
97333	33	154.4
97338	37	184.6
97341	1-9	n/a
97344	1-9	n/a
97347	1-9	n/a
97348	1-9	n/a
97351	51	494.8
97352	13	232.0
97355	78	272.6
97358	1-9	n/a
97360	1-9	n/a
97361	28	248.7
97362	31	714.6
97365	310	2885.3

Data are provisional and subject to change.

Page 26 of 30

COVID-19 Weekly Report

Oregon's Weekly Surveillance Summary
Novel Coronavirus (COVID-19)



Oregon Public Health Division

Published August 12, 2020

97366	1-9	n/a
97367	49	520.4
97368	1-9	n/a
97370	21	253.9
97374	10	189.9
97375	10	798.7
97376	1-9	n/a
97378	11	123.8
97380	10	408.3
97381	82	557.4
97383	44	459.0
97385	18	552.7
97386	16	117.9
97389	1-9	n/a
97391	15	280.7
97392	23	443.1
97394	1-9	n/a
97396	1-9	n/a
97401	92	227.0
97402	92	182.7
97403	21	180.7
97404	38	117.8
97405	51	114.2
97408	27	230.6
97411	1-9	n/a
97415	12	85.4
97417	1-9	n/a
97419	1-9	n/a
97420	32	116.5
97423	1-9	n/a
97424	16	90.9
97426	14	144.1
97431	1-9	n/a
97435	1-9	n/a
97437	1-9	n/a
97438	1-9	n/a
97439	18	125.5

Data are provisional and subject to change.

Page 27 of 30

COVID-19 Weekly Report

Oregon's Weekly Surveillance Summary
Novel Coronavirus (COVID-19)



Oregon Public Health Division

Published August 12, 2020

97442	1-9	n/a
97443	1-9	n/a
97444	1-9	n/a
97446	14	290.9
97448	10	81.7
97449	1-9	n/a
97452	1-9	n/a
97454	1-9	n/a
97455	1-9	n/a
97456	1-9	n/a
97457	1-9	n/a
97458	1-9	n/a
97459	43	305.1
97462	1-9	n/a
97463	1-9	n/a
97465	1-9	n/a
97467	1-9	n/a
97469	1-9	n/a
97470	32	160.1
97471	35	120.3
97477	62	168.1
97478	85	229.7
97479	38	399.8
97487	10	118.4
97488	1-9	n/a
97495	1-9	n/a
97496	1-9	n/a
97497	1-9	n/a
97498	1-9	n/a
97499	1-9	n/a
97501	156	370.4
97502	56	202.2
97503	64	607.9
97504	85	191.3
97520	20	81.7
97523	10	159.6
97524	27	186.7

Data are provisional and subject to change.

Page 28 of 30

COVID-19 Weekly Report

Oregon's Weekly Surveillance Summary
Novel Coronavirus (COVID-19)



Oregon Public Health Division

Published August 12, 2020

97525	1-9	n/a
97526	52	152.0
97527	32	94.9
97530	14	202.4
97532	1-9	n/a
97535	1-9	n/a
97537	1-9	n/a
97538	1-9	n/a
97539	1-9	n/a
97540	23	290.0
97541	1-9	n/a
97544	1-9	n/a
97601	77	342.8
97603	73	247.2
97623	1-9	n/a
97624	1-9	n/a
97630	29	569.1
97632	1-9	n/a
97633	11	808.2
97641	1-9	n/a
97701	191	323.8
97702	171	421.4
97703	81	244.1
97707	1-9	n/a
97708	1-9	n/a
97720	1-9	n/a
97734	16	574.3
97738	1-9	n/a
97739	13	118.0
97741	122	1024.2
97753	1-9	n/a
97754	46	247.7
97756	109	324.8
97759	17	270.1
97760	22	325.6
97761	220	5517.9
97801	435	2021.3

Data are provisional and subject to change.

Page 29 of 30

COVID-19 Weekly Report

Oregon's Weekly Surveillance Summary
Novel Coronavirus (COVID-19)



Oregon Public Health Division

Published August 12, 2020

97813	1-9	n/a
97814	37	298.8
97818	247	5938.9
97820	1-9	n/a
97824	10	602.0
97826	14	1290.3
97827	13	494.7
97828	1-9	n/a
97836	12	605.1
97838	1302	5136.9
97844	102	2680.0
97845	1-9	n/a
97846	1-9	n/a
97850	343	2023.0
97862	87	745.8
97865	1-9	n/a
97868	17	853.8
97869	1-9	n/a
97875	103	3946.4
97882	317	4085.1
97883	1-9	n/a
97885	1-9	n/a
97886	10	877.2
97913	131	2370.2
97914	591	3077.3
97918	55	1212.3
Cases with unknown ZIP codes	119	n/a
ZIP codes with <1000 population or no population data	339	n/a