



**ON FOOT OR ON WHEELS, WHATEVER THE MODE...
LET'S ALL LOOK OUT FOR EACH OTHER!**

For more resources and information on the
pedestrian and bicycle safety program, please visit
oregonwalkbike.org



**Drive, Walk & Ride Safely.
*The Way to Go.***


Transportation Safety – ODOT



**A GUIDEBOOK
FOR PEDESTRIANS
AND DRIVERS**

OREGONIANS STAND OUT

by looking out for each other and sharing the road – whatever the mode. On foot or on wheels, we can all take steps to ensure we help each other stay safe while walking and rolling. We come from all places and all walks of life, but by respecting each other and staying alert, we can make Oregon's streets safer for everyone. This handbook shares tips for working together to do just that. Because in Oregon, safely together is how we roll!



OREGONIANS
STAND OUT BY...

RESPECTING THE RIGHT OF WAY



BEHIND THE WHEEL

TAKE IT SLOW

Pedestrians — whether on foot or moving about with the use of wheelchairs, scooters or skateboards — are unprotected, making them highly vulnerable in a crash. Higher driving speeds worsen their injuries.

Slow down, be ready to stop, and pass pedestrians only when it is safe.

Be sure to yield when pedestrians show intent to cross an intersection. Watch for any part of their body (or cane, umbrella, etc.) out in the roadway.

Always give pedestrians plenty of space as they move and cross the street.



LOWER DRIVING SPEEDS ALLOW FOR MORE TIME TO SEE PEDESTRIANS AND A SHORTER DISTANCE TO COME TO A STOP WHEN YOU DO.



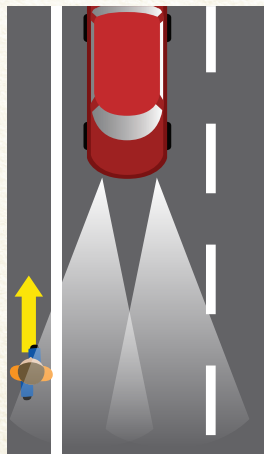
OUT ON FOOT

WALK THE WALK

Use the sidewalk whenever there is one. Make sure you are walking on the left side of the road, against traffic.

If there is no sidewalk, walk on the shoulder, facing oncoming traffic. Stay as far to the left as possible.

Don't step out into moving traffic, even if you think you have the right of way. It's always safest to wait for all vehicles to stop before crossing.



OREGONIANS
STAND OUT BY...

STAYING BRIGHT – DAY AND NIGHT



BEHIND THE WHEEL

BE BRIGHT-EYED

Most crashes where a pedestrian is killed happen at dusk or at night, when it's harder to see.

Be extra vigilant at dusk. As the sun is going down, it's even harder to see pedestrians from behind the wheel. So keep your eyes peeled.

Expect pedestrians at corners and mid-block crosswalks. Be ready to stop.

Slow down and keep scanning the road in front of you. Watch for moving shapes in the dark.

TIP:

WHEN DRIVING, REMEMBER TO USE TURN SIGNALS
SO PEDESTRIANS ARE AWARE OF YOUR INTENTIONS.



OUT ON FOOT

STRUT TO BE SEEN

When walking, it's important to be visible at all times.

Avoid dark clothing that blends into the surroundings. Instead, wear bright colors during the day and something light at night.

Wear reflective gear and use a flashlight or headlamp any time it is dark, raining, foggy or even overcast.



OREGONIANS
STAND OUT BY...

BEING CROSS-TRAINED AT CROSSWALKS



BEHIND THE WHEEL

STOP RIGHT THERE

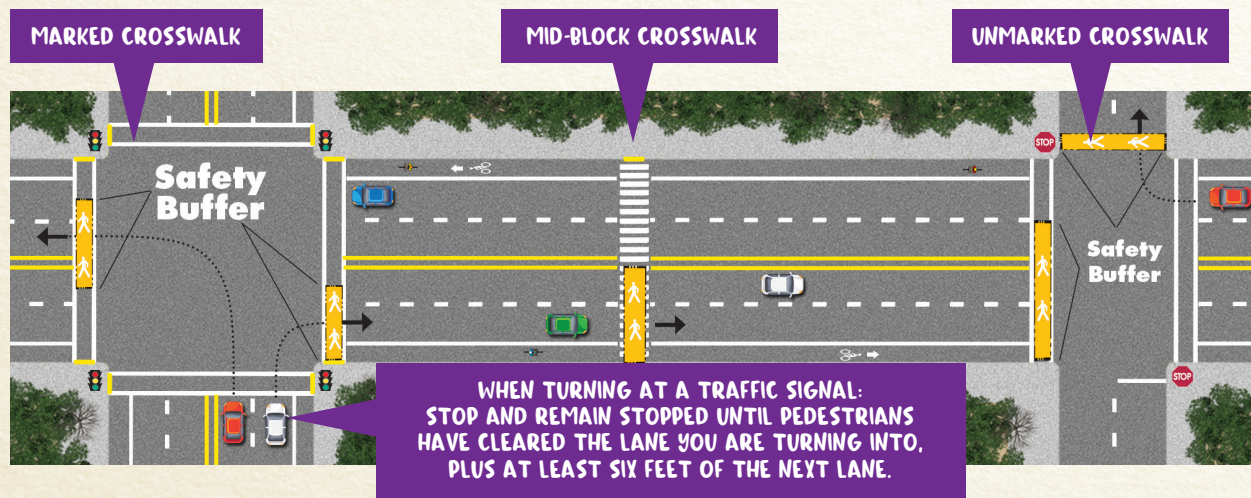
To keep everyone safe at crosswalks, remember:

In Oregon, every corner is a crosswalk, whether it's marked or not. So if you see people near a corner, expect that they may want to cross the street.

Never pass a stopped vehicle at a crosswalk. Pedestrians may be crossing.

On a multi-lane road, try to stop 30 feet before the crosswalk to improve visibility.

Never block the intersection or crosswalk where pedestrians may be present (which is everywhere!).





OUT ON FOOT

GET IN THE ZONE

It's safer to cross the street at crosswalks or intersections, where drivers expect pedestrians.

Whenever possible, try to cross the street in a crosswalk or a marked intersection.

If there isn't one, find a well-lit area where you have the best view of traffic.

Only cross after you have looked for traffic in all directions, and obey all pedestrian signals at the intersection.

LAW:

**IF YOU CROSS A STREET OUTSIDE A CROSSWALK,
YOU MUST YIELD TO MOTOR VEHICLE TRAFFIC.**

When crossing multiple lanes of traffic, don't assume all lanes of traffic will stop, even if you are at a crosswalk with traffic lights. As you are crossing each lane, check to make sure the driver is stopped.

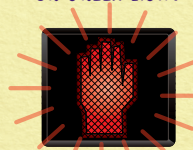
Once all vehicles have stopped, walk — don't run.

WALK SIGNAL 101



**A WHITE WALK SIGNAL
OR GREEN LIGHT**

= It's your turn to go, but you should still check for traffic first.



A FLASHING HAND

= It's too late to start but fine to continue if you've begun crossing.



A SOLID RED HAND

= You must wait to cross.

OREGONIANS
STAND OUT BY...

MAKING OUR INTENTIONS KNOWN



BEHIND THE WHEEL

BRAKE IT DOWN

Drivers are required to stop and remained stopped:

At any crosswalk – marked or unmarked – until pedestrians have cleared your lane and the lane next to you.

When turning at a traffic signal, until people crossing have cleared the lane you are turning into, plus at least six feet of the next lane.

In school zones, as directed by crossing guards.

For people who are visually impaired (using a white cane or a guide dog), until they are completely across the roadway.



OUT ON FOOT

SIGNAL YOUR MOVE

Be predictable. Try to make eye contact or signal your intention to cross to people driving.

Before stepping out, let drivers know you intend to cross by putting out a foot, arm or cane.

Before you cross, establish eye contact with drivers. If you're not sure the driver sees you, let the vehicle go first.

If you don't want to cross the street, step back from the edge of the roadway.

TIP:

WHEN WALKING, BE ESPECIALLY CAUTIOUS OF VEHICLES TURNING AT INTERSECTIONS OR EXITING DRIVEWAYS. THE PERSON DRIVING MAY BE LOOKING FOR ONCOMING TRAFFIC AND NOT SEE YOU.



BEHIND THE WHEEL

STEER CLEAR OF DISTRACTIONS

When you get in the driver's seat, lives are in your hands – literally. That's why it's so important to give all your attention and focus to the job at hand.

Avoid any kind of distraction that takes your eyes off the road – even for a second or two.

Keep your hands on the wheel and off your phone. The road is no place for texting or scrolling through social media.

Stay alert for pedestrians, especially before turning or pulling out of a driveway or parking space.

Don't get lost in conversation or let your mind wander. And of course... **always drive sober!**



OUT ON FOOT

STAY ALERT

There's a lot happening on Oregon's roads, so keeping your eyes and ears open is your first step to safety.

Avoid distractions like texting, talking on your phone or listening to headphones.

Don't step out from between parked cars, and make sure to look for signs that a parked car is about to move – rear lights, engine sounds or wheels turning.

Watch for cars entering or exiting driveways or backing up in parking lots. Pay special attention to hybrids, which can be nearly silent.



ALCOHOL AND DRUGS AFFECT YOUR ABILITY TO MAKE QUICK DECISIONS AND JUDGE TIME, DISTANCE AND SPEED – WHILE DRIVING OR WALKING.