



TASK FORCE ON HOMELESSNESS

Thursday, May 12, 2022

3:30 p.m. – 5:00 p.m.

Special Zoom Online Meeting

<https://simivalley.zoom.us/j/86155133951>

AGENDA

DUE TO THE ONGOING COVID-19 PANDEMIC, PUBLIC MEETINGS OF THE TASK FORCE ON HOMELESSNESS WILL BE VIRTUAL UNTIL FURTHER NOTICE. TO FIND OUT HOW YOU MAY ELECTRONICALLY PARTICIPATE IN THE TASK FORCE ON HOMELESSNESS MEETING AND PROVIDE PUBLIC COMMENT, PLEASE REFER TO AGENDA ITEM 4.

1. Call to Order/Welcome/Pledge of Allegiance/Roll Call
2. Agenda Review
3. Approval of Minutes
4. Public Statements/Comments

This is the time allotted for public statements or comments on matters within the subject matter and jurisdiction of the Task Force on Homelessness. The following information is provided to help you understand, follow, and participate in the Task Force on Homelessness meeting:

NEW COMMENT PROCEDURE DUE TO THE COVID-19 PANDEMIC.

Public comment is the opportunity for members of the public to participate in meetings by addressing the Task Force on Homelessness in connection with one or more agenda or non-agenda items.

The following options allow for public participation:

- a. Watch the Task Force Meeting live online at Zoom:
<https://simivalley.zoom.us/j/86155133951>
Or listen by telephone: (720) 707-2699 or (253) 215-8782
Webinar ID: 861 5513 3951
- b. If you wish to make a comment on a specific agenda item, please sign-on via this Zoom link <https://simivalley.zoom.us/j/86155133951> and use the raise hand function when this agenda item is called. If you wish to make a public comment, you must be signed into the meeting and available at the time this agenda item is called.

- c. Or, if you are unable to sign-on to Zoom and wish to make a comment on a specific agenda item, please submit your comment via email by 11:00 a.m. on the day of the Task Force on Homelessness meeting to enviroservices@simivalley.org and include the Agenda Item topic and/or your comments. These emails will be provided to the Task Force on Homelessness board prior to the start of the meeting and made a part of the record.
- 5. Continued Business: None
- 6. Informational Presentations: None
- 7. New Business
 - a. Results of the 2022 Homeless Point-in-Time Count
- 8. Task Force Member Comments

This is the time allotted for Task Force member statements or comments on matters within the subject matter and jurisdiction of the Task Force on Homelessness, to request a future agenda item, or to give an Ad Hoc Committee Report. This is also the time to make any announcements related to community events and other items of interest.
- 9. Task Force on Homelessness Coordinator's Report
- 10. Adjournment: Thursday, August 11, 2022, 3:30 p.m.

/S/

Mara Malch
Deputy Environmental Services Director

If any interested individual has a disability that may require accommodation to participate in this meeting, please contact Jennifer Del Toro, Management Analyst at (805) 583-6759. Upon advance notification, reasonable arrangements will be made to provide accessibility to the meeting.

TASK FORCE ON HOMELESSNESS
DRAFT SPECIAL MEETING MINUTES

1. Call To Order/Pledge of Allegiance/Roll Call

Council Member Judge called the meeting to order at 3:35 p.m. Mara Malch, Deputy Environmental Services Director, noted that a quorum was present. The attendance detail is available on the last page of the minutes.

2. Agenda Review

The agenda was accepted as presented.

3. Approval of Minutes

A motion was made by John Tolson and seconded by Susan White Wood to approve the May 13, 2021 minutes. The motion passed with a vote of nine in favor and Linda Fisher-Helton abstaining.

4. Public Statements/Comments

5. Continued Business: None

6. Informational Presentations

a. Overview of 2021 State Housing Legislation

Jennifer Del Toro, Management Analyst, provided an overview of highlights from the recently signed State housing legislation. The presentation focused on legislative bills that may be of notable interest to members of the Task Force and non-profit housing organizations.

As background, Governor Newsom signed 31 housing bills under the umbrella of his California Comeback Plan into law. The State has allocated \$22 billion to create 84,000 new affordable homes, including over 44,000 new housing units and treatment beds for people experiencing homelessness. These bills, along with the allotted budget, support the State's priority toward increasing housing stock, speeding up rate of production, enforcing fair housing practices, and holding local governments accountable for implementing the State's plan through additional enforcement and the creation of the Housing Accountability Unit.

7. New Business

a. Task Force Member Agency Updates on Programs and Services

Various Task Force members, including Heidi Marine, Many Mansions, Susan White Wood, Ventura County Health Care Agency and Dan Jaeger, the Samaritan Center, shared agency updates on programs and services. The discussion concluded without a formal recommendation.

8. Task Force Member Comments

Council Member Luevanos requested updates on the Safe Parking program and a permanent shelter be placed on a future agenda.

9. Task Force on Homelessness Coordinator's Report

Jennifer Del Toro, Management Analyst, announced that the 2022 Task Force meeting dates have been shared in the agenda packet with the Community Room of the Simi Valley Public Library being reserved for these meetings.

10. Adjournment: Thursday, February 10, 2022, 3:30 p.m.

The meeting adjourned at 4:11 p.m.

Organization	Representative	Attendance
Area Housing Authority of the County of Ventura	Linda Fisher-Helton	P
Simi Valley Chamber of Commerce	John Tolson	P
City Council	Council Member Mike Judge	P
City Council	Council Member Ruth Luevanos	P
Ventura County Health Care Agency	Susan White Wood	P
Ventura County Ventura Human Services Agency	Jillian Fleming	P
Ventura County Supervisor Bob Huber Office	Joel Angeles	A
State Senator or Assembly Member	Nicholas Gaines	A
Simi Valley Unified School District	Trustee Sofya Bagdasaryan	P
Rancho Simi Recreation and Park District	Theresa Pennington	P
Resource Coordination Representative	Heidi Marine Many Mansions	P
Resource Coordination Representative	Dan Jaeger The Samaritan Center	P
Resource Coordination Representative	Gustavo Almarosa Cabrillo Economic Development Corporation	A
Attendance Key: P = Present A = Absent * = Arrived after Approval of the Minutes		

TASK FORCE ON HOMELESSNESS
DRAFT SPECIAL MEETING NOTES

1. Call To Order/Pledge of Allegiance/Roll Call

Council Member Judge called the meeting to order at 3:38 p.m. Mara Malch, Deputy Environmental Services Director, noted that a quorum was not present. The attendance detail is available on the last page of the minutes.

2. Agenda Review

It was noted that all agenda items would be presented for information only and no action would be taken due not having a quorum present.

3. Approval of Minutes

The minutes from the November 18, 2021 meeting will be reviewed at the May 12, 2022 meeting.

4. Public Statements/Comments: None

5. Continued Business: None

6. Informational Presentations

a. Annual Snapshot Update

Jennifer Del Toro, Management Analyst, provided an update on the Annual Snapshot focused on the City's housing and program activities. The release of the FY 2020-21 Snapshot has been affected due to the various delays from the United States Census Bureau on demographic data as a result of the COVID-19 pandemic.

7. New Business

a. Safe Parking

Samantha Argabrite, Deputy City Manager and Dan Jaeger, Executive Director of The Samaritan Center provided an update on the Safe Park Pilot Program. The program launched on December 23, 2020 and concluded on March 31, 2021. The program cost of \$60,038, included costs for the restroom trailer, program management, and security services provided by the Samaritan Center or over \$30,019 per participant. Due to the lack of participation, City staff nor the Samaritan Center recommend the Program be relaunched.

8. Task Force Member Comments

Dan Jaeger, the Samaritan Center requested an update on the structure of the Police Department as it relates to working directly with the homeless population. Commander Craig Dungan provided an update to the department's organizational changes. Mara Malch, Deputy Environmental Services Director added that all parties, the Samaritan Center, City staff from the Environmental Services and Police Departments will be meeting soon to discuss the upcoming Homeless Count.

Rick Schroeder, Many Mansions provided an update on an upcoming development in Oxnard, Ormond Beach Villas, for homeless veterans. Mr. Schroeder expressed they are having a hard time finding homeless veterans and to let him know if you know someone who may be interested. He also added their Mountain View project in Fillmore opens March 2022 and provides 72 affordable housing units for persons and families, with 8 dedicated to homeless persons and families. Lastly, Many Mansions just received full funding for a project in Oxnard, Central Terrace, which provides 87 units of supportive housing.

Jillian Fleming, County of Ventura Human Services Agency announced that the County's Homeless Services program received large increases for two grant allocations: CalWorks Housing Support Program (CSHP) and Housing Disability and Advocacy Program (HDAP). CSHP provides help to move homeless families (or families at risk of homelessness), who have applied for or are receiving CalWORKs benefits, into rental housing. HDAP assists people experiencing homelessness who are likely eligible for disability benefits by providing advocacy for disability benefits, as well as housing support.

9. Task Force on Homelessness Coordinator's Report

Jennifer Del Toro, Management Analyst made various announcements. At the November meeting, it was requested that the topic of a permanent shelter be agendaized for a future meeting. At this time, the City Manager's Office is researching the topic. Also announced, the County Homeless Point-in-Time Count will be taking place on February 23, 2022. The Count was originally scheduled for late January but was postponed due to the surge in COVID-19 cases during that time. Those interested in serving as a volunteer should visit www.venturacoc.org. And lastly, United Way is offering free tax preparation and filing services for eligible individuals through April 30, 2022. Assistance is being offered either virtually or in-person. For more information, please call 2-1-1 or 800-339-9597.

10. Adjournment: Thursday, May 12, 2022, 3:30 p.m.

The meeting adjourned at 4:09 p.m.

Organization	Representative	Attendance
Area Housing Authority of the County of Ventura	Linda Fisher-Helton	A
Simi Valley Chamber of Commerce	John Tolson	A
City Council	Council Member Mike Judge	P
City Council	Council Member Ruth Luevanos	A
Ventura County Health Care Agency	Susan White Wood	A
Ventura County Human Services Agency	Jillian Fleming	P
Ventura County Supervisor Bob Huber Office	Joel Angeles	A
State Senator or Assembly Member	Nicholas Gaines	A
Simi Valley Unified School District	Trustee Sofya Bagdasaryan	A
Rancho Simi Recreation and Park District	Theresa Pennington	P
Resource Coordination Representative	Rick Schroeder Many Mansions	P
Resource Coordination Representative	Dan Jaeger The Samaritan Center	P
Resource Coordination Representative	Fred Bauermeister Free Clinic of Simi Valley	P
Attendance Key: P = Present A = Absent * = Arrived after Approval of the Minutes		

CITY OF SIMI VALLEY • MEMORANDUM

DATE: May 5, 2022

TO: Task Force on Homelessness

FROM: Mara Malch, Deputy Environmental Services Director

SUBJECT: RESULTS OF THE 2022 HOMELESS POINT-IN-TIME COUNT


Jennifer Harkey, Program Administrator for the County of Ventura's Chief Executive Office, and the Ventura County Continuum of Care will be providing the results of the 2022 Homeless Point-in-Time (PIT) Count. As background, the PIT count is a count of sheltered and unsheltered people experiencing homelessness on a single night in January. This year's PIT count was originally scheduled in January and was postponed to February 23, 2022, due to the surge in COVID-19 cases during that time.

As a requirement by the U.S. Department of Housing and Urban Development (HUD), Continuums of Care are required to conduct an annual count of people experiencing homelessness who are sheltered in emergency shelter, transitional housing, and Safe Havens on a single night. Continuums of Care must also conduct a count of unsheltered people experiencing homelessness at least every other year. Each count is planned, coordinated, and carried out locally under the leadership of the Continuum of Care and in partnership with service providers.

The PIT Count is utilized by HUD to allocate funding to address the issue of homelessness and to align services with local needs.

Prepared by: Jennifer Del Toro, Management Analyst

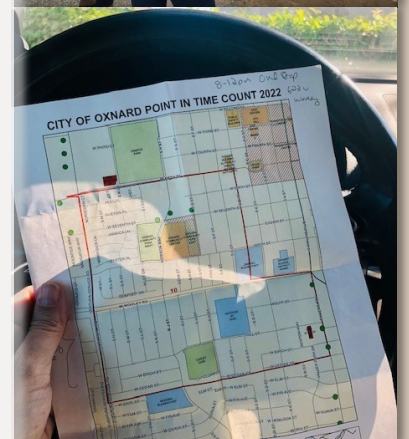
Attachment



Ventura County 2022

Homeless Count and Subpopulation Survey

FINAL REPORT:
April 2022



Acknowledgements

The County of Ventura and Ventura County Continuum of Care would like to thank the 400 volunteers and organizations that contributed to the success of the 2022 Homeless Count. The collaboration and efforts of our community volunteers, community groups, faith- and community-based organizations, county departments, city representatives and staff, homeless service providers, law enforcement and elected officials is greatly appreciated, as this comprehensive data is critical to effectively plan and provide resources to the most vulnerable populations in our community.

Camarillo

Summer Ward, HSA
Abigail Mittel, HSA
Deputy Christopher Dyer, VCSD

Fillmore

Manuel Minjares, City of Fillmore
Marisol Alejandres, HSA

Moorpark

Catholic Charities

Ojai

Whitney Nunes, Help of Ojai

Oxnard

Jessica Petrillo, City of Oxnard
Oxnard Police Department

Port Hueneme

Jillian Fleming, County of Ventura
City of Port Hueneme

Santa Paula

Kay Wilson-Bolton, SPIRIT of Santa Paula
Santa Paula Police Department

Simi Valley

Dan Jaeger, Samaritan Center
City of Simi Valley

Thousand Oaks

Rick Schroeder, Many Mansions
Deputy Juan Cordova, VCSD

Ventura

Rebecca Kofman, City of Ventura
Downtown Ventura Partners
Ventura Police Department

Other Key Partners

Food Share of Ventura County
Gold Coast Veterans Foundation
Harbor House
Interface Children and Family Services
Lutheran Social Services
Many Mansions
Mercy House
National Health Foundation
Pacific Clinics TAY Tunnel
Project Understanding
Salvation Army
Samaritan Center
SPIRIT of Santa Paula
Turning Point Foundation
United Way of Ventura County
Ventura County Area Agency on Aging
Ventura County Behavioral Health
Ventura County Community Foundation
Ventura County Health Care Agency
Ventura County Human Services Agency
Ventura County Office of Education
Ventura County Rescue Mission
Ventura County Sheriff's Department

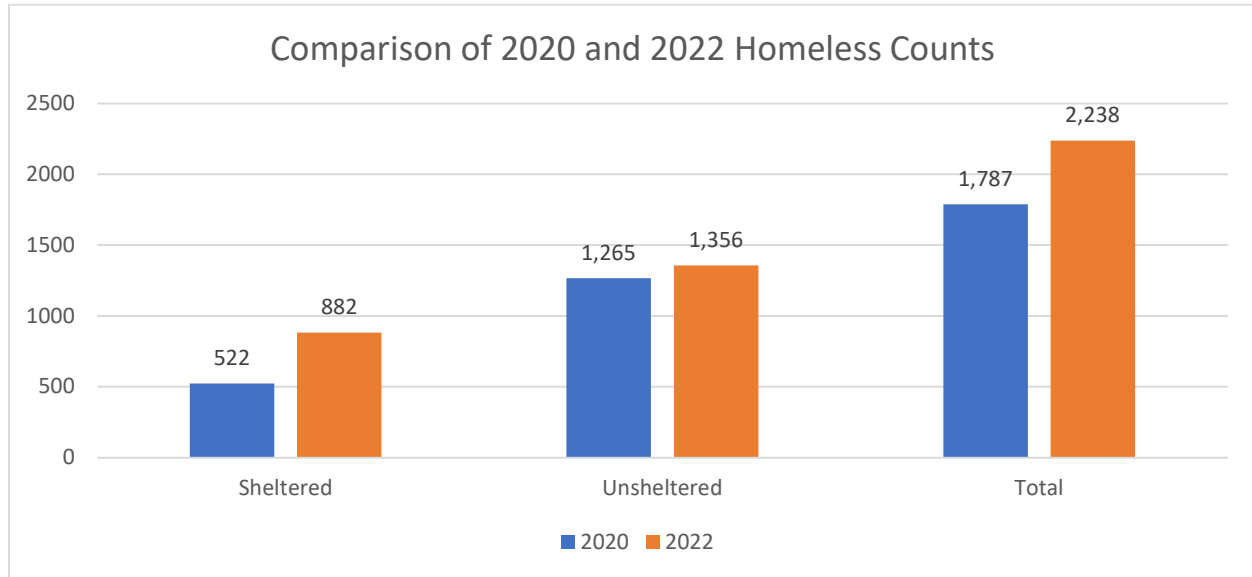
The Ventura County Continuum of Care would also like to thank Dr. Joe Colletti and the Urban Initiatives staff for their expertise in the 2022 Homeless Count planning, coordination, data analysis and assistance in preparing this report. Urban Initiatives is a community-based non-profit research organization that has extensive experience conducting Point-In-Time counts throughout Southern California.

Table of Contents

	Page
Executive Summary	2
Unsheltered Subpopulations Summaries	8
Next Steps: Implementing Recommendations to End Homelessness	16
Background Information	17
Methodology	20
Appendix A: Findings for Each Jurisdiction Concerning Unsheltered Adults and Families	23
Appendix B: Percent of Unsheltered Adults Who Were Surveyed by Jurisdiction	35
Appendix C: 2022 Sheltered Report for all Emergency Shelter, Safe Haven and Transitional Housing programs	45
Appendix D: 2022 Housing Inventory Chart	51

I. Executive Summary

There were 2,238 adults and children who were counted as homeless during the point-in-time count according to the Ventura County 2022 Homeless Count and Survey. As noted in the chart below, this number represents an increase of 451 persons or 25.2% when compared to the 1,787 homeless persons who were counted in 2020*.



*The Ventura County CoC received an exception from HUD not to conduct an unsheltered count in 2021 because of pandemic related reasons.

The total number of persons counted as sheltered and unsheltered increased:

- The total number of persons counted as sheltered increased from 522 in 2020 to 882 in 2022, which represents an increase of 360 persons¹ or 69%.
- The total number of persons counted as unsheltered increased from 1,265 in 2020 to 1,356 in 2022, which represents an increase of 91 persons or 7%.

Regarding sheltered homelessness, the U.S. Department of Housing and Urban Development (HUD) states that

- CoCs must count all individuals or families who meet the criteria in paragraph (1)(ii) of the homeless definition in 24 CFR 578.3. This includes individuals and families ***“living in a supervised publicly or privately operated shelter designated to provide temporary living arrangements (including congregate shelters, transitional housing, and hotels and motels paid for by charitable organizations or by federal, state, or local government programs for low-income individuals)”*** on the night designated for the count. This includes individuals residing in Safe Haven projects.

¹ Of the 360 persons, the FEMA funded program, Project Roomkey, sheltered 243 adults or 67.5%, in temporary non-congregate shelter program in response to COVID 19.

Regarding unsheltered homelessness, HUD states that

- CoCs must count all individuals or families who meet the criteria in paragraph (1)(i) of the homeless definition in 24 CFR 578.3. This includes individuals and families ***“with a primary nighttime residence that is a public or private place not designed for or ordinarily used as a regular sleeping accommodation for human beings, including a car, park, abandoned building, bus or train station, airport, or camping ground”*** on the night designated for the count. Rapid Re-Housing (RRH) assisted households who are still unsheltered on the night of the count (e.g., staying in an encampment and being assisted by an RRH project to obtain housing) must be included as part of the unsheltered count.

Ventura County first conducted a homeless count and subpopulation survey in 2007 as listed in Table 1. The following table compares the homeless counts since 2007. However, the homeless count and survey has been conducted every year beginning in 2009 with the exception of 2021 (see note below).

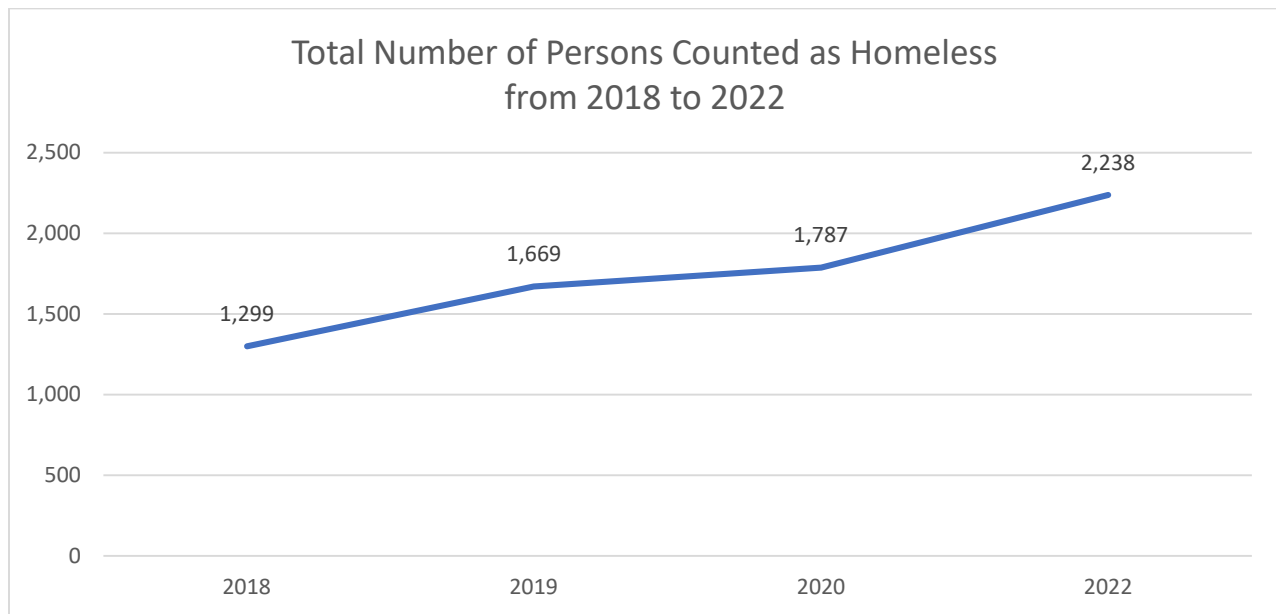
Table 1: Ventura County Homeless Counts from 2007 – 2022.

Year	Total # of Homeless Persons	% of Increase or Decrease from Previous Year
2007	1,961	-
2009	2,193	+12
2010	1,815	-17
2011	1,872	+3
2012	1,936	+3
2013	1,774	-8
2014	1,449	-18
2015	1,417	-2
2016	1,271	-10
2017	1,152	-9
2018	1,299	+12.8
2019	1,669	+28.5
2020	1,787	+7.1
2021	*	*
2022	2,238	+25.2

*The Ventura County CoC received an exception from HUD not to conduct an unsheltered count because of pandemic related reasons.

The next chart shows that the number of persons counted as homeless has increased significantly between 2018 and 2022.

- The number of persons counted as homeless in 2018 was 1,299 and 2,238 in 2022, which represents an increase of 939 persons or 72%.



The next table provides the number of homeless persons counted since 2007 by cities and unincorporated area. A count was not conducted in 2008 and an exception was granted by HUD in 2021 due to the COVID-19 pandemic.

Table 2. Comparison of the total number of unsheltered and sheltered persons counted since 2007 by cities and unincorporated area

Year	Camarillo	Fillmore	Moorpark	Ojai	Oxnard
2007	10	5	13	82	671
2009	13	4	7	60	679
2010	15	5	1	52	520
2011	29	10	7	40	638
2012	30	16	5	41	522
2013	27	13	9	43	645
2014	38	6	15	62	379*
2015	35	7	7	40	603
2016	24	6	4	29	584
2017	27	0	7	19	461
2018	49	2	3	31	335
2019	33	10	2	47	548
2020	30	10	0	49	567
2021	**	**	**	**	**
2022	49	8	0	38	793

*This number was artificially low due to an unresolved reporting discrepancy and the winter warming shelter being located in Ventura.

**An unsheltered count was not conducted because of pandemic related reasons.

Table 2. (con't)

Year	Port Hueneme	Santa Paula	Simi Valley	Thousand Oaks	Ventura	Unincorporated
2007	9	97	163	81	588	242
2009	1	91	303	147	623	265
2010	9	54	229	106	601	223
2011	6	50	226	87	570	209
2012	12	60	284	90	701	175
2013	17	34	211	121	519	135
2014	13	31	194	130	495	86
2015	22	20	202	83	334	64
2016	7	56	99	104	300	58
2017	18	35	105	102	301	77
2018	19	44	143	80	516	77
2019	30	106	121	103	555	114
2020	19	95	162	152	531	128
2021	**	**	**	**	**	**
2022	30	115	141	210	713	109

**An unsheltered count was not conducted because of pandemic related reasons

Table 3 provides a breakdown of the 2022 homeless count by sheltered and unsheltered persons for each city and unincorporated areas. The City of Oxnard had the largest number of unsheltered persons (463) and the largest number of sheltered persons (330). The City of Ventura had the second largest number of unsheltered (382) and sheltered persons (331).

Table 3. Total Number of Sheltered and Unsheltered Adults and Children by Jurisdiction

Jurisdiction	Sheltered		Unsheltered	Total
	Shelter	Transitional Hg		
Camarillo	3	0	46	49
Fillmore	0	0	8	8
Moorpark	0	0	0	0
Ojai	6	0	32	38
Oxnard	318	12	463	793
Port Hueneme	3	0	27	30
Santa Paula	39	0	76	115
Simi Valley	18	0	123	141
Thousand Oaks	105	0	105	210
Ventura	203	128	382	713
Unincorporated	0	15	94	109
Countywide*	32	-	-	32
Total:	727	155	1,356	2238

*Domestic Violence (DV) Shelter locations are not disclosed and thus are reported here.

Table 4. 2020 - 2022 Comparison of Unsheltered and Sheltered Persons by Jurisdiction

Incorporated and Unincorporated Areas	Total Number of Unsheltered Persons				Total Number of Sheltered Persons*				Total Number			
	2020	2022	Difference		2020	2022	Difference		2020	2022	Difference	
	#	#	#	%	#	#	#	%	#	#	#	%
Camarillo	28	46	+18	64.3	2	3	+1	50.0	30	49	+19	63.3
Fillmore	10	8	-2	-20.0	0	0	0	0.0	10	8	-2	-20.0
Moorpark	0	0	0	0.0	0	0	0	0.0	0	0	0	0.0
Ojai	36	32	-4	-11.1	13	6	-7	-3.8	49	38	-11	-22.4
Oxnard	379	463	+84	22.2	188	330	+142	75.5	567	793	+226	39.9
Port Hueneme	16	27	+11	68.7	3	3	0	0.0	19	30	+11	57.9
Santa Paula	74	76	+2	2.7	21	39	+18	85.7	95	115	+20	21.0
Simi Valley	150	123	-27	-18.0	12	18	+6	50.0	162	141	-21	-12.9
Thousand Oaks	130	105	-25	-19.2	22	105	+83	377.3	152	210	+58	38.2
Ventura	386	382	-4	-1.0	145	331	+186	128.2	531	713	+182	34.3
Unincorporated	56	94	+38	67.9	11	15	+4	36.4	67	109	+42	62.7
County-wide**	-	-	-	-	61	32	-29	-7.5	61	32	-29	-47.5
Total:	1,265	1,356	+91	7.2	478	882	+404	84.5	1,743	2,238	+495	28.4

*Sheltered persons include emergency shelters and transitional housing.

**Includes only Domestic Violence (DV) programs.

Unsheltered Persons

Of the 2,238 persons counted in 2022, 1,356 or 60.6% were unsheltered, which is defined by the U.S. Department of Housing and Urban Development (HUD) as

“An individual or family who lacks a fixed, regular, and adequate nighttime residence, meaning: (i) An individual or family with a primary nighttime residence that is a public or private place not designed for or ordinarily used as a regular sleeping accommodation for human beings.”

Of the 1,356 unsheltered persons, 1,350 were adults and six (6) were accompanied children under age 18.

Surveyed vs Observation

The goal was to survey, meaning to interview, as many adults who were counted about themselves and any children who were living homeless with them. Survey questions focused on requirements from HUD and local information desired by the Ventura County Continuum of Care (CoC). The number and percentage of adults surveyed is noted in Table 5.

HUD requires CoCs to report the number of various subpopulations that include chronically homeless individuals and families, persons with serious mental illness, substance use disorders, AIDS or an HIV-related illness, and veterans. The CoC desired local information included a focus on foster youth, employment, income, and involvement with the justice system.

Counters surveyed 735 adults that answered questions about themselves and the six (6) children living homeless with them. Thus, survey information was collected for 741 persons. The survey included questions about gender, age, race, ethnicity, and length of time homeless for adults and children. Other questions about disability, health, mental health, substance use, employment/income, and veteran status pertained only to adults.

Persons were observed and not surveyed if volunteer counters felt unsafe or an unsheltered person was sleeping. Volunteers were asked to count the person by recording an estimate of the individual's gender, age, race, and ethnicity. Of the 615 persons observed, 615 were adults and none were children.

Table 5. Total Number and Percent of Persons Surveyed and Observed

Year	Surveyed		Observed		Total	
	#	%	#	%	#	%
2019	907	72.1	351	27.9	1,258	100
2020	874	69.1	391	30.9	1,265	100
2022	741	54.6	615	45.5	1,356	100

The next table provides a breakdown of the total number and percent of persons surveyed and observed by jurisdiction.

Table 6. Total Number and Percent of Persons Surveyed and Observed by Jurisdiction

Year	Surveyed		Observed		Total	
	#	%	#	%	#	%
Camarillo	11	23.9	35	76.1	46	100
Fillmore	6	75.0	2	25.0	8	100
Moorpark	0	0	0	0	0	0.0
Ojai	23	71.9	9	28.1	32	100
Oxnard	260	56.2	203	43.8	463	100
Port Hueneme	23	85.2	4	14.8	27	100
Santa Paula	51	67.1	25	32.9	76	100
Simi Valley	50	40.7	73	59.3	123	100
Thousand Oaks	45	42.9	60	57.1	105	100
Ventura	216	56.5	166	43.5	382	100
Unincorporated	56	59.6	38	40.4	94	100
Total	741	54.6	615	45.4	1,356	100

The following four tables focus on gender, ethnicity, race, and age for the 1,356 unsheltered adults and children who were surveyed and observed.

Gender

The following table provides a breakdown by gender for 1,350 adults and six (6) children under age 18 in families. HUD requires the summary to consist of male, female, transgender, and gender non-conforming (i.e. not exclusively male or female).

Table 7. Gender for Adults and Children

	Adults		Children in Families	
	#	%	#	%
Male	973	72.1	5	83.3
Female	367	27.2	1	16.7
Transgender	10	0.7	0	0.0
Gender Non-Conforming	0	0.0	0	0.0
Total:	1,350	100	6	100

Ethnicity

Table 8 provides a breakdown by ethnicity for the 1,350 adults and six (6) children under age 18 in families. HUD requires the summary to consist of Hispanics or Latinos and non-Hispanics or Latinos.

Table 8. Ethnicity for Adults and Children

	Adults		Children in Families	
	#	%	#	%
Hispanic or Latino	672	49.8	3	50.0
Non-Hispanic or Latino	678	50.2	3	50.0
Total:	1,350	100	6	100

Race

Table 9 provides a breakdown by race of the 1,350 adults and six (6) children under age 18 in families. It is important to note that instructions from HUD were to include Hispanics or Latinos in the race categories listed below because the designation “Hispanic or Latino” does not denote race.

Table 9. Ethnicity for Adults and Children

	Adults		Children in Families	
	#	%	#	%
American Indian or Alaska Native	16	1.2	0	0
Asian	19	1.4	0	0
Black or African American	90	6.7	1	16.7

Native Hawaiian or Other Pacific Islander	38	2.8	0	0
White	1,048	77.6	5	83.3
Other	139	10.3	0	0
Total:	1,350	100	6	100

Table 10 provides a breakdown by age of the 1,350 adults and six (6) children under age 18 in families.

Table 10. Unsheltered Adults and Children by Age

Adults:	#	%
Under Age 18	6	0.4
Ages 18 - 24	62	4.6
Age 25 - 34	227	16.7
Age 35 - 44	324	23.9
Age 45 - 54	340	25.1
Age 55 - 61	248	18.3
Age 62+	149	11.0
Total:	1,356	100

Other Subpopulations

Table 11 only includes self-reported responses from the 1,350 adults. The most notable finding concerns chronically homeless adults. More than one-fourth (27.4%) of adults were chronically homeless in 2020 and nearly half (46.6%) in 2022.

Table 11. Unsheltered Adults by Subpopulations

Subpopulations:	2020		2022		Difference	
	#	%	#	%	#	%
Chronically Homeless Adults	342	27.4	629	46.6	+287	83.9
Families including Chronically Homeless Families	7*	***	4**	***	-3	-42.8
Persons w/Chronic Health Conditions	430	34.5	355	26.3	-75	-17.4
Persons w/a Developmental Disability	124	9.9	121	9.0	-3	-2.4
Persons w/HIV/AIDS	12	0.1	15	1.1	+3	+25.0
Persons w/Mental Health Problems	282	22.6	340	25.2	+58	+20.6
Persons w/a Physical Disability	339	27.2	278	20.6	-61	-18.0
Substance Users	495	39.7	447	33.1	-48	-9.7
Veterans****	94	7.5	71	5.3	-23	-24.5
Experiencing Homelessness Because Fleeing Domestic Violence, Dating Violence, Sexual Assault, or Stalking	95	7.6	130	9.6	+25	+26.3

*Of the seven families, one family with two adults and one child was chronically homeless in 2020 and 0 families were chronically homeless in 2022.

*7 families consisted of 28 persons of which 12 were adults and 16 were children, of which two adults and one child was chronically homeless.

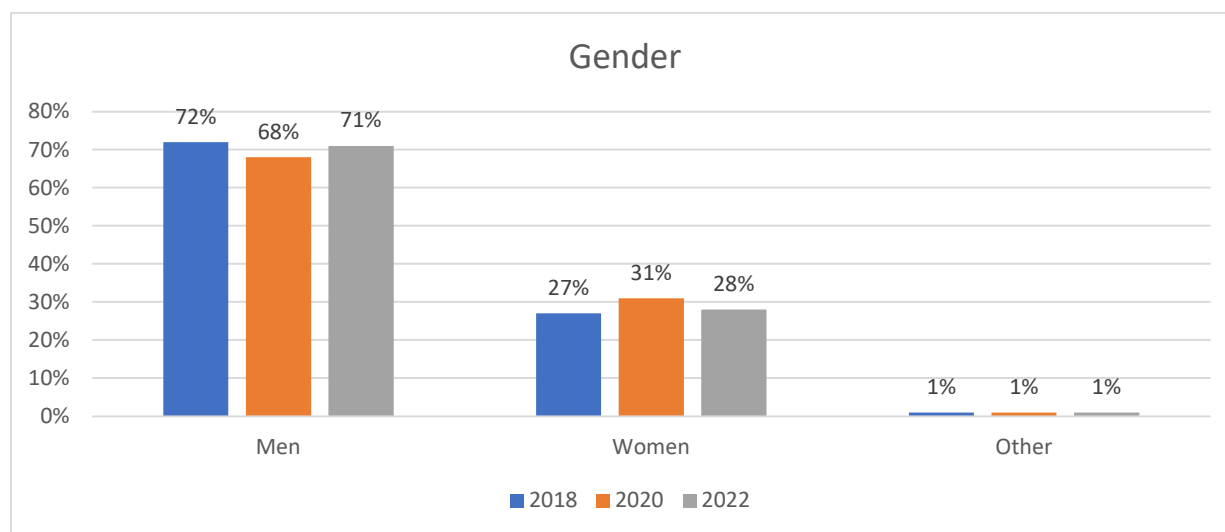
**4 families consisted of 11 persons of which 5 were adults and 6 were children, none of whom were chronically homeless.

***In 2020, the total number of adults in the seven families were 12 and represented 0.9% of the total adult population of 1,247 and in 2022, the total number of adults in the four families were five and represented 0.3% of the total adult population of 1,350.

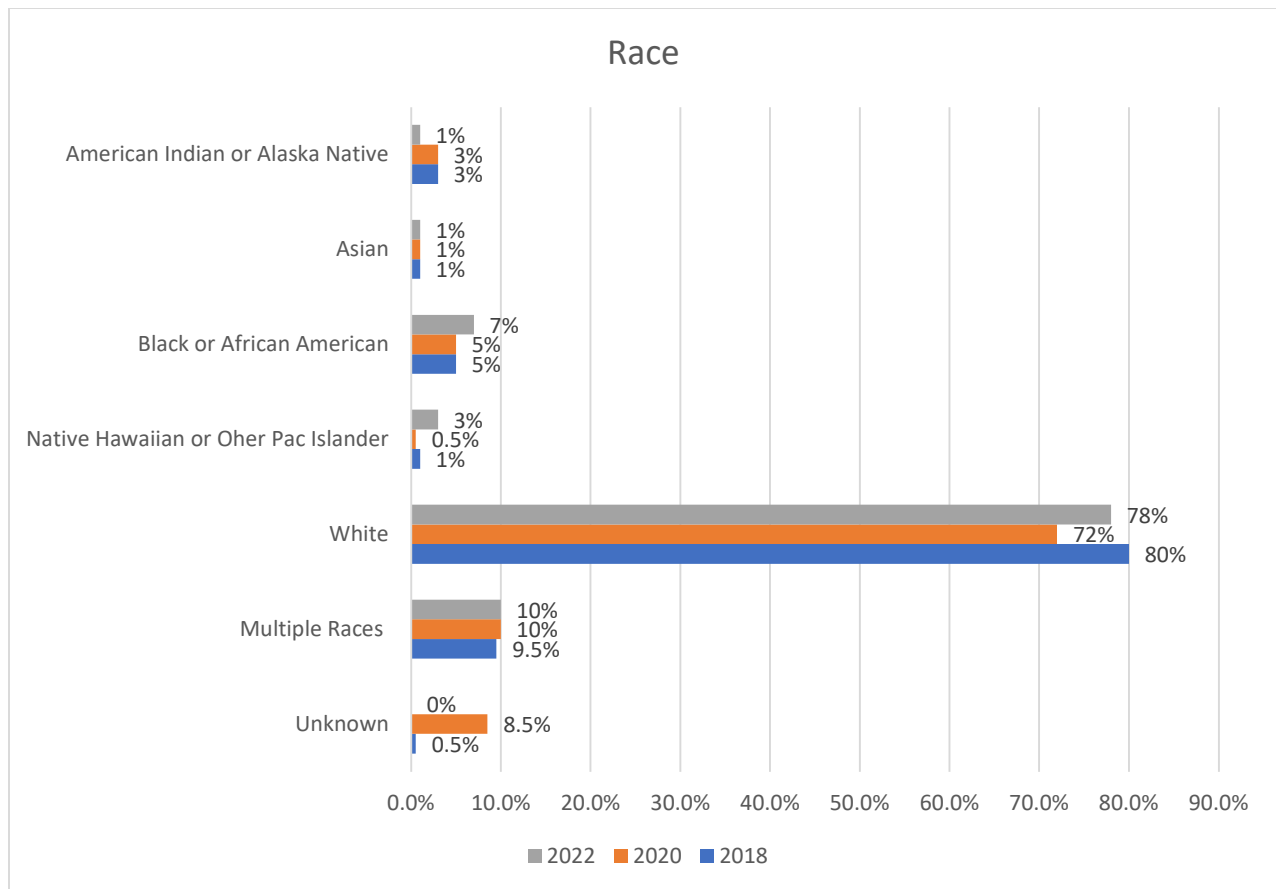
**** 28.8% or 27 veterans were chronically homeless Individuals in 2020 and 61.9% or 44 veterans were chronically homeless individuals in 2022.

Subpopulation Trends

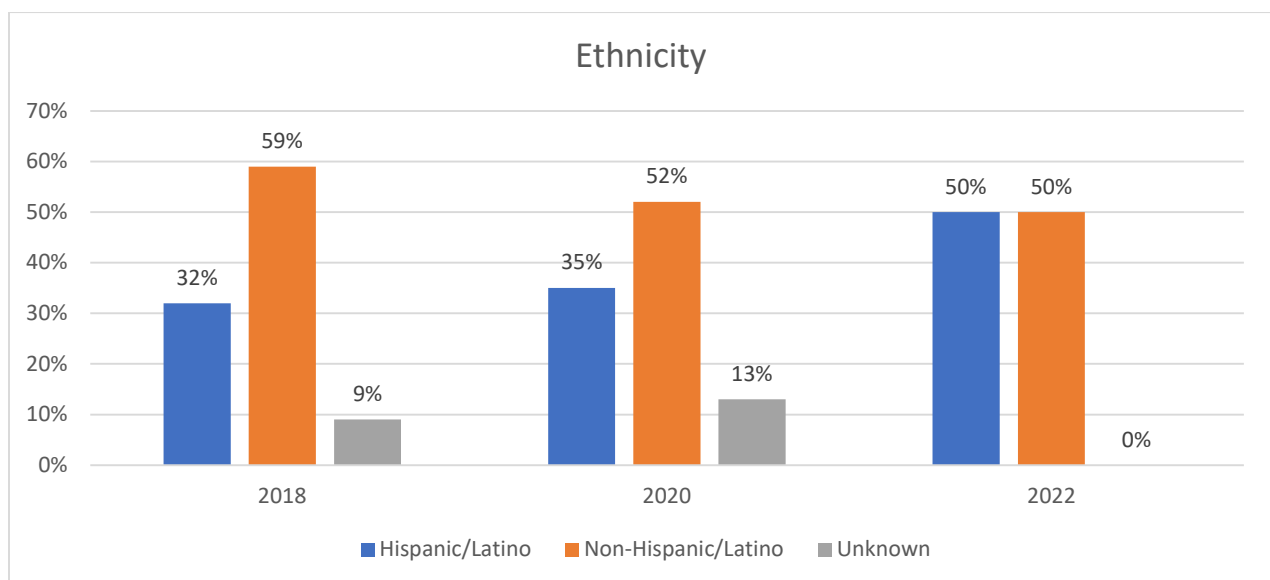
- The following chart shows the percentage of women counted as unsheltered has increased slightly since 2018.



- The next chart does not show any notable subpopulation trends concerning race.

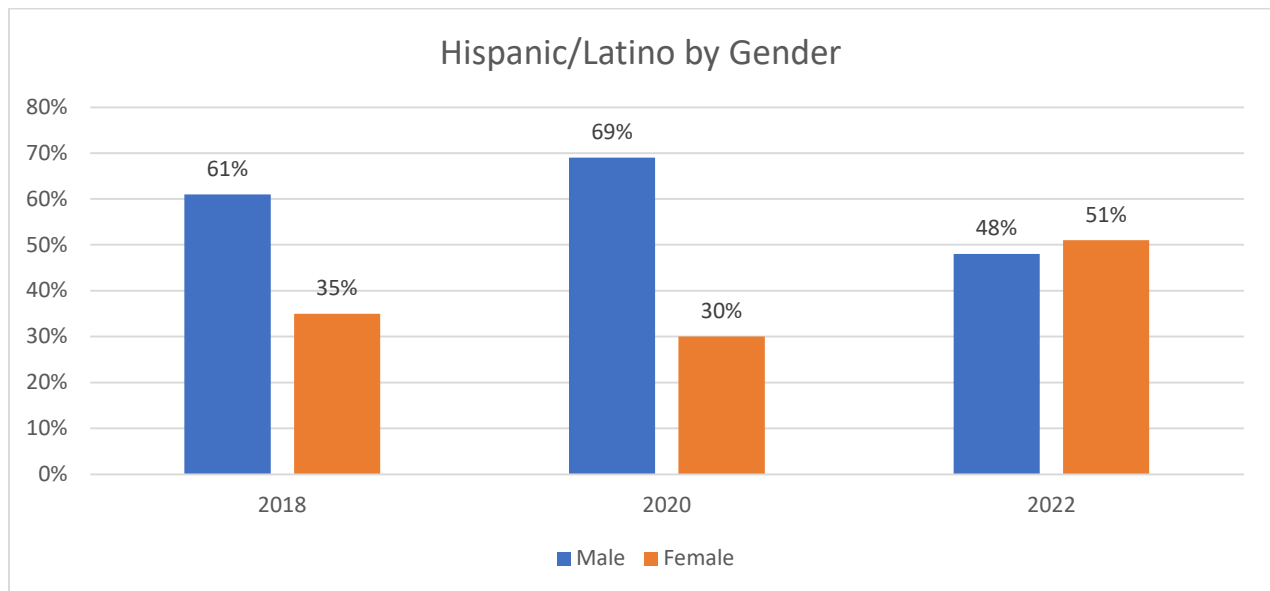


- The following chart shows that the percentage of adults counted as unsheltered who were Hispanic/Latino has increased from 32% in 2018 to 50% in 2022.

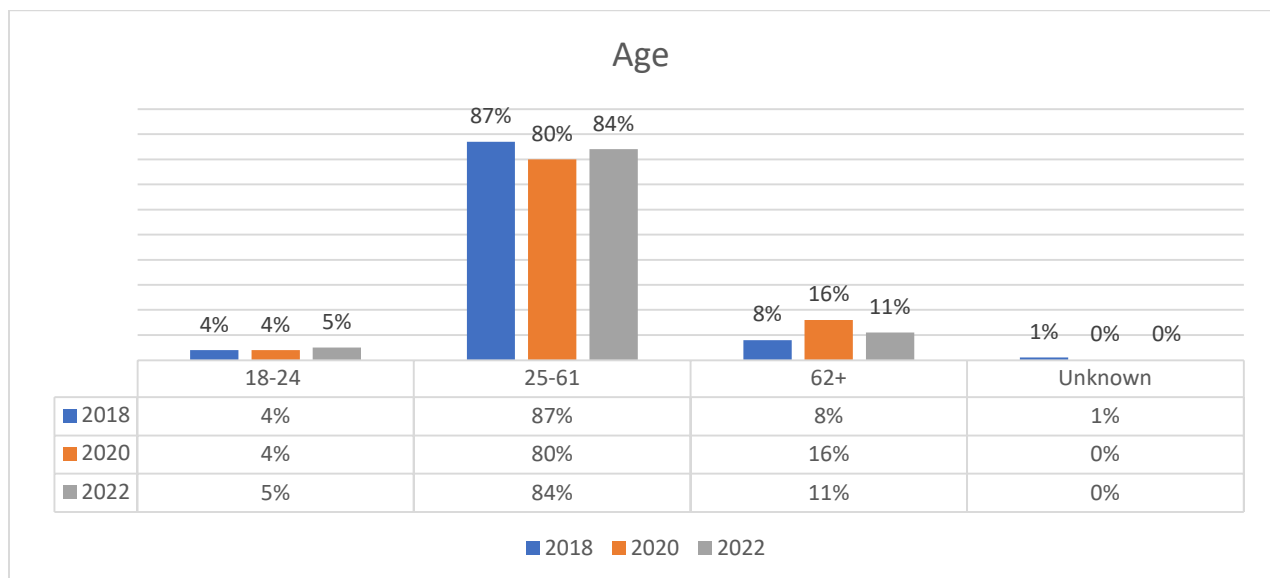


- The next chart shows that the percentage of females among unsheltered Hispanics or Latinos increased significantly between 2018 and 2022. Females made up approximately

one-third of Hispanics or Latinos in 2018 and 2020 but more than half (51%) of Hispanics or Latinos counted as unsheltered in 2022.



- The following chart shows the percentage of persons age 62+ counted as unsheltered has increased slightly since 2018 but decreased since the last count in 2020.



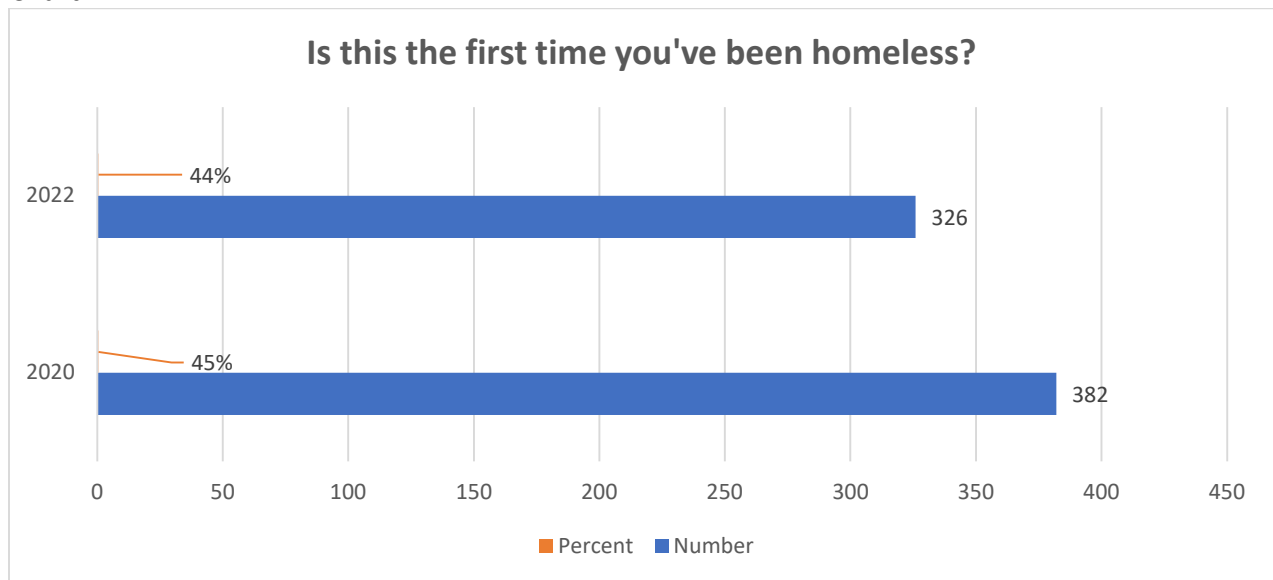
Other Survey Questions

There were additional questions that were added to the survey that were shaped by local stakeholders. The questions are noted below. Volunteers were able to elicit responses from 735 adults in 2022 compared to 858 adults in 2020.

Is this the first time you've been homeless?

- 45% or 382 of the 858 adults stated “yes” in 2020 and 44% or 326 of 735 adults in 2022 as noted in chart 1 below.

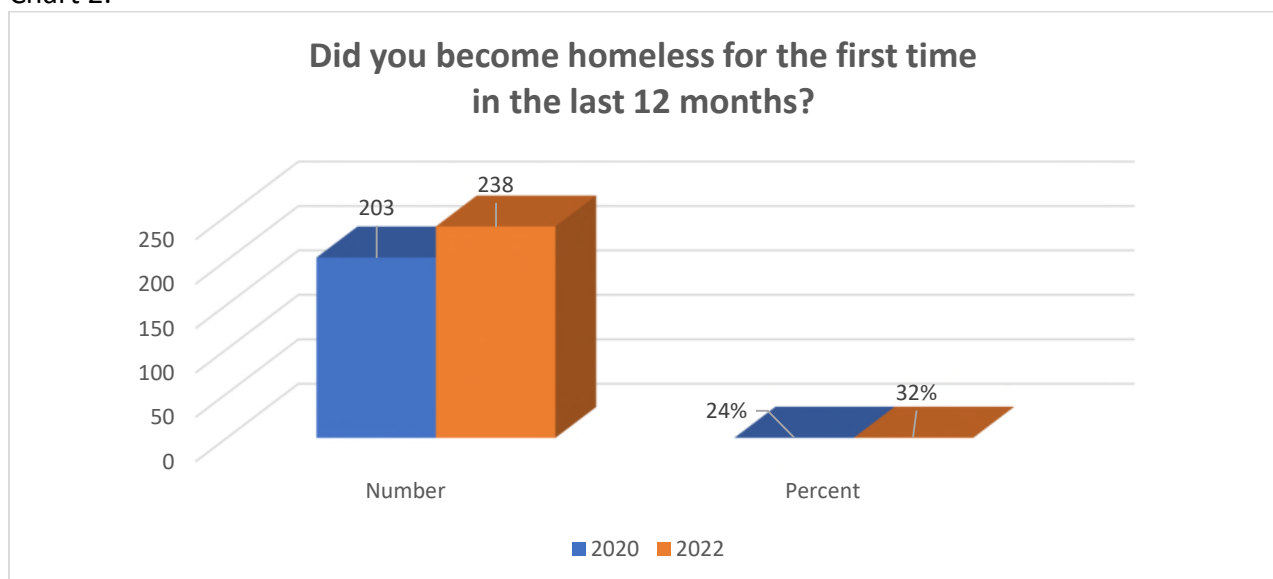
Chart 1.



Did you become homeless for this first time in the last 12 months?

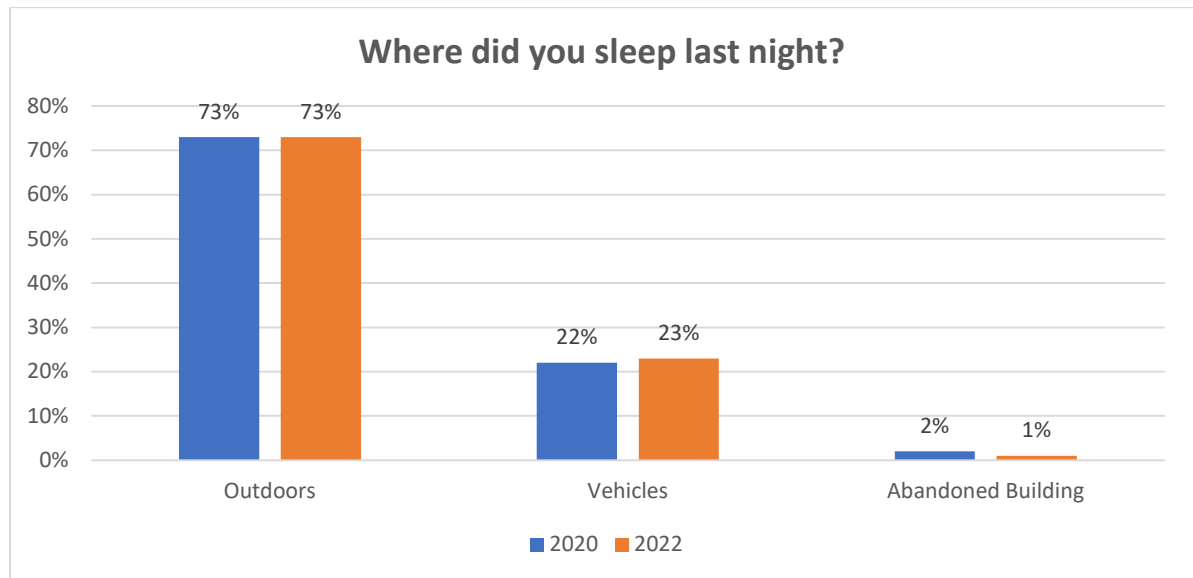
- 24% or 203 of the 858 adults stated “yes” in 2020 and 32% or 238 of 735 adults in 2022 as noted in chart 2 below.

Chart 2.



Where did you sleep last night?

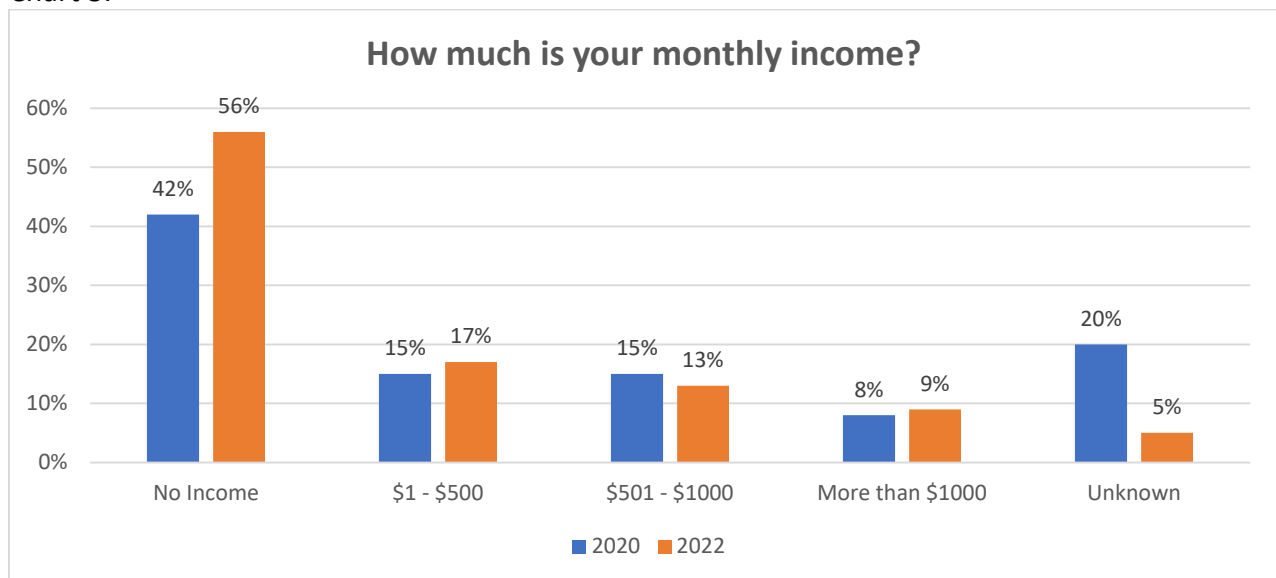
- The percentage of unsheltered persons sleeping outdoors remained constant at 73% in 2020 and in 2022 and 22% of unsheltered persons slept in a vehicle in 2020 and 23% in 2022.



How much is your monthly income?

- 24% of the 858 adults stated “no income” in 2020 and 56% of 735 adults in 2022 as noted in chart 3 below.

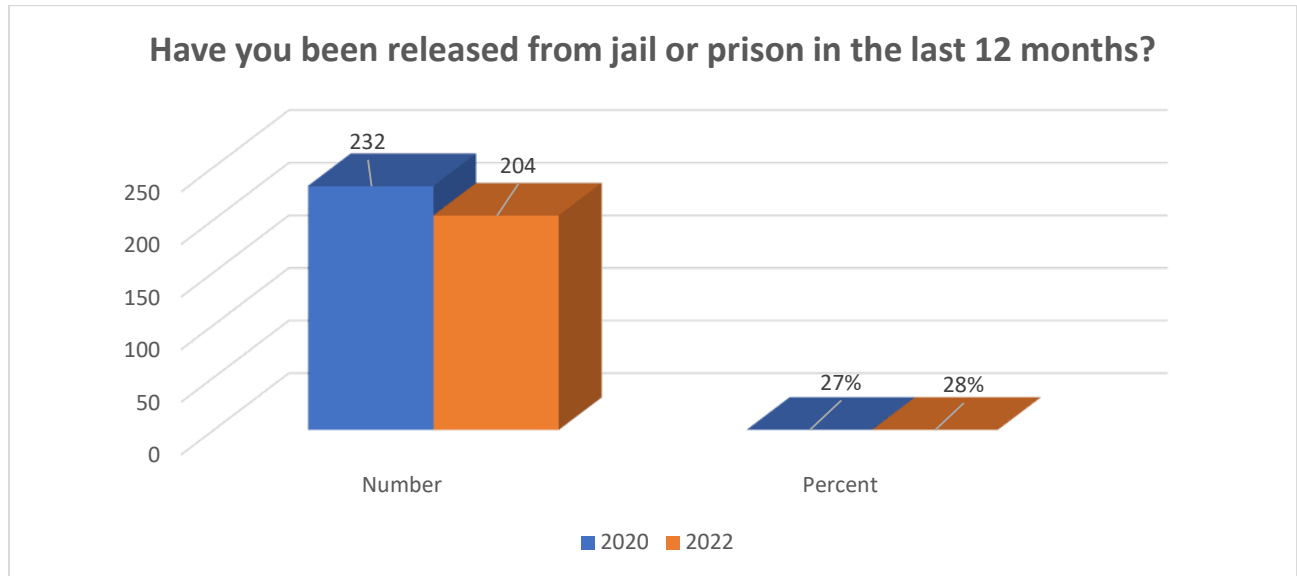
Chart 3.



Have you been released from jail or prison in the last 12 months?

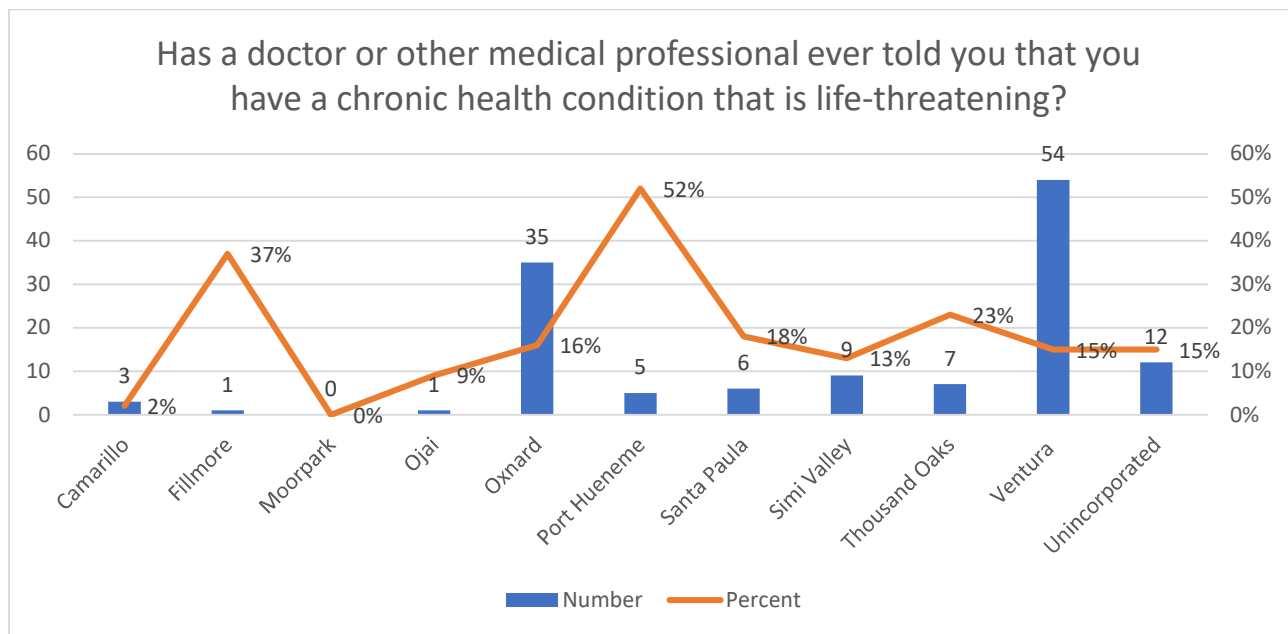
- 27% or 232 of the 858 adults stated “yes” in 2020 and 28% or 204 of 735 adults in 2022 as noted in chart 4 below.

Chart 4.



Has a doctor or other medical professional ever told you that you have a chronic health condition that is life-threatening such as heart, lung, liver, kidney or cancerous disease?

- 18% or 133 of 735 adults stated “yes” in 2022. The question was not included in the 2020 survey.



Next Steps: Implementing Recommendations to End Homelessness

On April 13, 2022, the Ventura County Continuum of Care (CoC) Board approved the following recommendations to end homelessness in Ventura County. These recommendations are in alignment with the Ventura County Plan to Prevent and End Homelessness which was adopted in January 2019. The full plan can be found on the CoC website [here](#):

The following recommendations were approved by the CoC Board for 2022:

1. Achieve functional zero with homeless veterans in 2022 in collaboration with Veteran Affairs and local veteran service providers;
2. Further the efforts to end homelessness among unsheltered youth including unaccompanied transitional-age-youth (18-24);
3. Encourage each jurisdiction to review their updated unsheltered homeless count and review local strategies to reduce unsheltered homelessness;
4. Reorganize the Housing and Services Committee to focus on homelessness prevention efforts, housing solutions and ways to address gaps in services;
5. Formalize a Ventura County Continuum of Care Workgroup to include people with lived experience to solicit feedback and provide recommendations.

Background Information

The U.S. Department of Housing and Urban Development (HUD), as part of its requirements for local jurisdictions to continue to receive Continuum of Care (CoC) funding for homeless persons, has asked local jurisdictional applicants to conduct a “one-day point-in-time” unsheltered and sheltered homeless count every other year since 2005 during the last 10 days of January. However, since 2012, HUD requires a sheltered count every year, which includes emergency shelters and transitional housing programs, including safe havens. The Ventura County CoC, however, has conducted an annual unsheltered and sheltered count since 2009 with the exception of 2021. HUD only required a sheltered count in 2021 and allowed CoCs not to conduct an unsheltered count because of COVID-19 pandemic related reasons.

In addition, HUD requires local jurisdictional applicants to gather data for the following subpopulations: chronically homeless individuals, chronically homeless families, persons with mental illness, persons with HIV/AIDS, substance users, veterans, victims of domestic violence, unaccompanied youth under age 18, and youth ages 18 – 24.

A. When were the 2022 Count and Subpopulation Surveys conducted?

The homeless count and subpopulation surveys were conducted on February 23, 2022 to survey persons who slept sheltered or unsheltered on the night of February 22, 2022. Additionally, HUD allows for communities to survey persons at service site locations and other areas such as homeless encampments within seven days following the night of the count, as long as 1) any homeless persons encountered are asked if they were homeless on the night of the count to be included and 2) the CoC has a means to deduplicate by creating a unique identifier for every person counted and counting the person only once if the unique identifier shows twice or more.

In Ventura County, each community lead identified service sites and other areas to survey. Service providers, volunteers and law enforcement partners assisted with surveying these locations on days following the count, including encampments. The person had to report sleeping in a “place not meant for human habitation” on the night of February 22, 2022 to be included in the count. Identifier information was collected to prevent duplication.

The local Homeless Management Information System (HMIS) was used to complete the sheltered count on the same day. Those agencies that operate an emergency shelter or transitional housing program and do not participate in HMIS completed a survey with the same information as collected in HMIS.

B. Who was counted and surveyed in 2022?

Only those persons who met HUD’s definition of homelessness were counted and surveyed. HUD considers a person homeless only when he/she lives:

- In places not meant for human habitation, such as cars, parks, sidewalks, and abandoned buildings;
- In an emergency shelter;
- In transitional housing; and
- In a safe haven.

HUD does not consider the following persons to be homeless—persons who are “doubled up,” or persons who are “near homelessness”—but considers them to be at-risk of becoming homeless. Such persons were not included in the homeless count. The 2020 Census Bureau data noted that 9.1% or approximately 76,790 of the 843,843 residents of the County were living below the poverty level. These persons are at risk of becoming homeless. Many of these persons can become homeless because of social structural issues such as increases in rent, loss of job, and rising health care costs. In addition, personal experiences such as domestic violence, physical disabilities, mental illness, and substance abuse can cause members of a low-income household or an entire household to become homeless. Often, one or more of these experiences factor into a household’s homeless experience as suggested in Table 11.

The Ventura County Continuum of Care homeless services system saw 3,770 persons including 2,849 single adults and 921 persons in families, including 558 children. A total of 2,750 referrals were made to programs including homeless prevention assistance, emergency shelter, transitional housing, rapid re-housing and permanent supportive housing. In all programs that work to connect persons with permanent housing (emergency shelter, transitional housing, and rapid re-housing) 39% of persons served were assisted with permanent housing. While the system continues to experience challenges in identifying affordable and available housing units for all persons that need them, persons in permanent housing programs (rapid re-housing and permanent housing) saw a greater than 95% success rate in retaining permanent housing. The 33 participating partner agencies and their various programs are successful in housing individuals and families and supporting those households in achieving housing stability when the right resources are available.

During 2021, Ventura County 2-1-1 continued to see increased calls for housing assistance which resulted in the top unmet need category. The image below shows 2021 calls from persons who were homeless or at-risk of homeless in each jurisdiction throughout the county.

<u>At-Risk of Homelessness</u>			<u>Currently Homeless</u>		
City	# of Calls	% of Calls	City	# of Calls	% of Calls
Camarillo	86	8.08%	Camarillo	99	4.83%
Fillmore	22	2.07%	Fillmore	26	1.27%
Moorpark	18	1.69%	Moorpark	22	1.07%
Oak Park	3	0.28%	Oak Park	3	0.15%
Oak View	6	0.56%	Oak View	7	0.34%
Ojai	23	2.16%	Ojai	27	1.32%
Oxnard	410	38.50%	Oxnard	834	40.70%
Piru	1	0.09%	Piru	2	0.10%
Port Hueneme	35	3.29%	Port Hueneme	60	2.93%
Santa Paula	35	3.29%	Santa Paula	56	2.73%
Simi Valley	94	8.83%	Simi Valley	152	7.42%
Somis	2	0.19%	Somis	4	0.20%
Thousand Oaks	79	7.42%	Thousand Oaks	173	8.44%
Ventura	251	23.57%	Ventura	584	28.50%
Total	1065	100.00%	Total	2049	100.00%

The County of Ventura Healthcare for the Homeless reported 12,093 persons enrolled that met the Health Resources & Services Administration (HRSA) definition of homeless (includes doubled up and at-risk persons). Of this number, approximately 30% of persons were literally homeless (on the streets, emergency shelter or transitional housing).

Ventura County Office of Education also tracks the number of homeless students through a broader definition of homelessness set by the federal Department of Education. Data collected in the 2022 school year showed 4,456 students temporarily doubled-up or at-risk of homelessness, 448 or 9% of students met the HUD definition of homelessness. This data includes all public K-12 schools in Ventura County.

C. Who carried out the count and subpopulation survey?

Over 400 volunteers helped with the unsheltered count and subpopulation survey. Each city had volunteer teams that were coordinated by a team leader(s). In addition, volunteer teams were coordinated by a team leader(s) to count in unincorporated areas of the county. Teams counted on the streets, in encampments, at non-residential program sites that served homeless persons such as food programs, health care centers, one stop services, and public assistance sites.

Volunteer efforts were coordinated by the County Executive Office (CEO), which is responsible to the Board of Supervisors for the general administration and coordination of all County operations and programs (see <http://www.ventura.org/county-executive-office>). The CEO's office also provides staff support to the Countywide Continuum of Care. The CEO consulted with the Institute for Urban Initiatives to complete the count and subpopulation survey.

Urban Initiatives is a community-based research and development agency that has completed many housing and homeless assessments including several homeless counts for cities and counties throughout Southern California. It consists of several agencies that respond to the economic, housing, and social needs of neighborhoods, cities, and counties from community, regional, national, international, and faith-based perspectives (see www.urban-initiatives.org).

The CEO also consulted with the Ventura County Continuum of Care Alliance (VCCCA), whose mission is to facilitate an end to homelessness in Ventura County by coordinating funding, housing, and service strategies that prevent and end homelessness to plan and coordinate the count. The VCCCA is made up of individuals and representatives who support the mission, including those from the service sector (mental health agencies, health care agencies, social service providers, victim advocates, and educational institutions), housing agencies (non-profit and for-profit developers, housing authorities), law enforcement, and advocates (faith community, formerly homeless and neighborhood groups). For more information about VCCCA, visit www.venturacoc.org.

Methodology

Unsheltered Count and Survey

A homeless count and subpopulation survey was used to gather unsheltered data by volunteer counters. The survey data was gathered primarily by utilizing the County ArcGIS Survey123 mobile app.

A digital survey form was designed to simplify the surveyor's experience; only relevant questions were displayed based on the answers already entered, eliminating the need for surveyors to devote time and effort to determine which questions to ask, and resulting in a simpler linear surveying experience.

Volunteers entered responses to survey questions on their mobile devices where survey data was instantly submitted to a regional command center. The survey questions were focused on gathering demographic information and subpopulation as required by HUD. The instrument focused on gathering responses that were used to create an identifier and to determine the number of persons for each subpopulation required by HUD. All information gathered through this instrument remains confidential.

During the count, volunteers collected the following information concerning every homeless person counted: first initial of first name, first initial of last name, gender, race², age by code³, and state born. The information for each encounter was exported into a data base. The information was used to create an identifier for each person. For example, a homeless person may have the following code of "WTM56Y." This means that this person's first name began with "W", last name began with "T", he was male "M", he was White "5", in the age range of 45-54 "6", and said "yes" when asked if they had a physical disability.

First Initial	Last Initial	Gender	Race	Age	Physical Disability
W	T	M	5	6	Yes

If the same identifier appeared more than once, it was assumed that this was the same person and the person would only be counted once. An example to illustrate how this process worked is noted in the table below. Numbers 6 and 7 (shaded in gray) would be considered the same person. If for some reason there was doubt that numbers 6 and 7 were the same person, other data collected on the same two people would be used to address the doubt.

² The code for race was 1=African American or Black; 2=American Indian or Alaskan Native; 3=Asian; 4=Native Hawaiian or Pacific Islander; 5=White; 6=Multiple Races or Other, 7= Don't Know; and 8= Refused to Answer.

³ The code for age included: 0=under 5; 1=5-12; 2=13-17; 3=18-24; 4=25-34; 5=35-44; 6=45-54; 7=55-61; and 8=62+.

Number of Person	First Initial	Last Initial	Gender	Race	Age	Physical Disability
1	J	H	F	5	6	No
2	H	T	M	4	7	No
3	R	K	F	4	5	No
4	K	N	M	1	4	Yes
5	F	A	M	3	3	No
6	J	F	M	5	5	Yes
7	J	F	M	5	5	Yes

The obtained data also provided the opportunity to break down the number of homeless persons counted by gender, ethnicity, age range, and state born. Thus, the questions served two purposes—basic demographic information and the prevention of duplication.

The instrument also focused on gathering responses to several questions to determine the number of persons for each of the eight subpopulations required by HUD, which include:

- Chronically Homeless Individuals;
- Chronically Homeless Families;
- Persons with HIV/AIDS;
- Persons with Chronic Substance Abuse;
- Persons with Severe Mental Illness;
- Unaccompanied Youth under Age 18;
- Veterans;
- Persons fleeing Domestic Violence; and
- Youth Ages 18 to 24.

Other subpopulation data was also collected for

- Persons released from a Correctional Institution during past 12 months after serving a court-ordered sentence;
- Persons with a Physical Disability;
- Persons with a Developmental Disability;
- Persons with Chronic Health Conditions; and
- Seniors age 62+.

A HUD approved extrapolation methodology was used to estimate population demographics for the observation surveys. This methodology applies the surveyed proportion of demographic data to the total population experiencing homelessness for an extrapolated estimate.

Sheltered Count and Survey

As required by HUD, the sheltered count included the number of persons and households sleeping in emergency shelters (including seasonal shelters) and transitional housing, including

safe haven programs, which were listed on the Housing Inventory Chart (HIC) (see Appendix D). In addition, any persons staying in hotels or motels as a result of receiving a voucher from a social service agency were included in the sheltered count per HUD's instructions if the voucher program was listed on the HIC.

The HIC is updated and submitted to HUD in May of each year, as part of the annual Point-in-Time count process. Prior to the homeless count, the HIC was updated by CEO staff to include any new programs or exclude any programs no longer operational.

HUD encourages the use of HMIS data to generate sheltered counts and subpopulation data for programs with 100% of beds participating in HMIS. Thus, HMIS was used to gather the total number of occupied beds and the number of persons for each subpopulation. Data was also collected on the total number of occupied beds and the number of persons for each subpopulation for non-participating HMIS programs. The same questions used to collect subpopulation data through HMIS were used for the data collection instrument.

See Appendix C for a sheltered report for all emergency shelter, safe haven and transitional housing programs. The report includes a breakdown of demographic and subpopulation information.

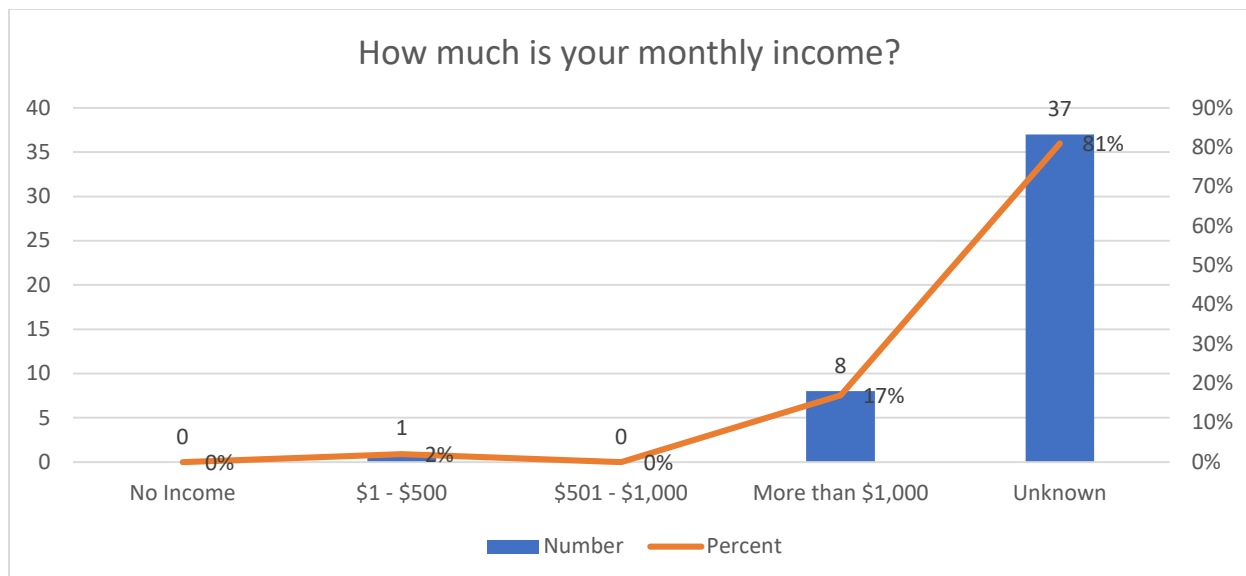
Appendix A:

**Findings for Each City
and Unincorporated Area
Concerning Unsheltered Adults**

Camarillo

Total Number of Unsheltered Adults: 46

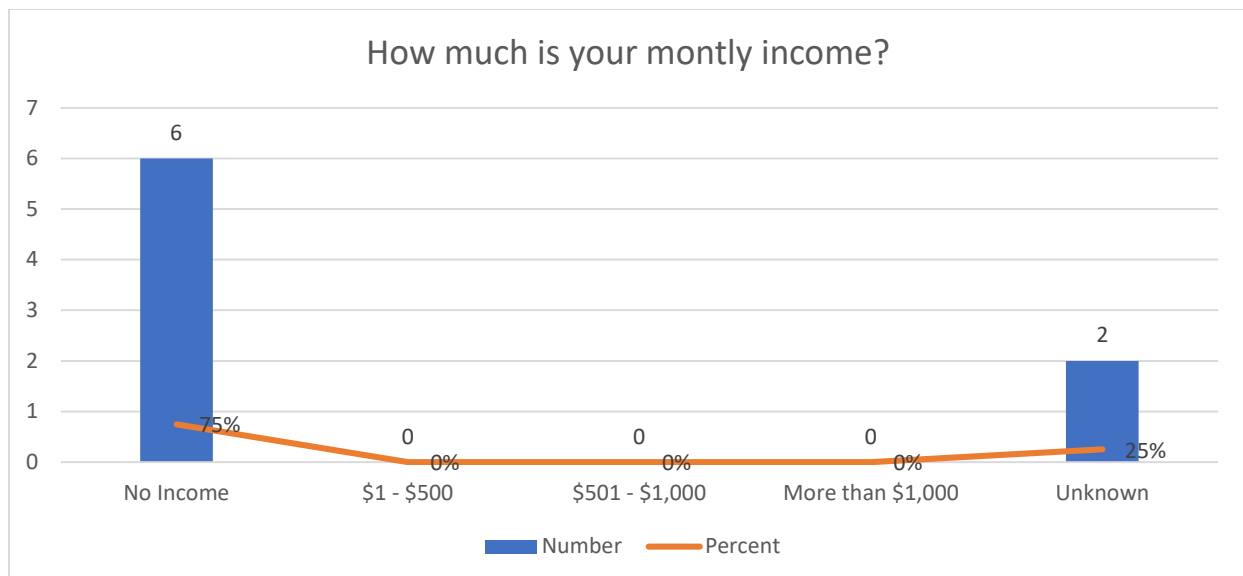
Question:	n=46	
	#	%
Is this the first time you've been homeless?	25	54
Did you become homeless for this first time in the last 12 months?	8	17
What is Your Gender? (Following Data Only Includes Females (Women)	12	26
What is Your Gender? (Following Data Only Includes Males (Men)	34	74
What is Your Race: Following Data Only Includes Black or African Americans)	4	9
What is Your Race: Following Data Only Includes Whites)	25	54
What is Your Ethnicity? Following Data Only Includes Hispanic/Latino/Latina)	8	17
Do you have a chronic health condition that is ongoing and impacts your ability to live independently?	8	17
Has a doctor or other medical professional ever told you that you have a chronic health condition that is life-threatening such as heart, lung, liver, kidney or cancerous disease?	12	26
Do you have a serious mental illness that seriously limits your ability to live independently?	4	9
Do you have a substance use disorder that is ongoing and impacts your ability to live independently?	0	0
Chronically Homeless*	16	35
Have you been released from jail or prison in the last 12 months?	4	9
Are you a veteran? (Served in US Armed Forces or been called into active duty as a member of the National Guard or as a Reservist)	8	17
Are you currently experiencing homelessness because you are fleeing domestic violence, dating violence, sexual assault or stalking?	0	0
How much is your monthly income?	See Chart Below	



Fillmore

Total Number of Unsheltered Persons: 7

Question:	n=7	
	#	%
Is this the first time you've been homeless?	1	14
Did you become homeless for this first time in the last 12 months?	4	57
What is Your Gender? (Following Data Only Includes Females (Women)	2	29
What is Your Gender? (Following Data Only Includes Males (Men)	5	71
What is Your Race: Following Data Only Includes Black or African Americans)	0	0
What is Your Race: Following Data Only Includes Whites)	7	100
What is Your Ethnicity? Following Data Only Includes Hispanic/Latino/Latina)	6	86
Do you have a chronic health condition that is ongoing and impacts your ability to live independently?	2	29
Has a doctor or other medical professional ever told you that you have a chronic health condition that is life-threatening such as heart, lung, liver, kidney or cancerous disease?	1	14
Do you have a serious mental illness that seriously limits your ability to live independently?	0	0
Do you have a substance use disorder that is ongoing and impacts your ability to live independently?	6	86
Chronically Homeless*	6	86
Have you been released from jail or prison in the last 12 months?	4	57
Are you a veteran? (Served in US Armed Forces or been called into active duty as a member of the National Guard or as a Reservist)	0	0
Are you currently experiencing homelessness because you are fleeing domestic violence, dating violence, sexual assault or stalking?	0	0
How much is your monthly income?	See Chart Below	



Moorpark

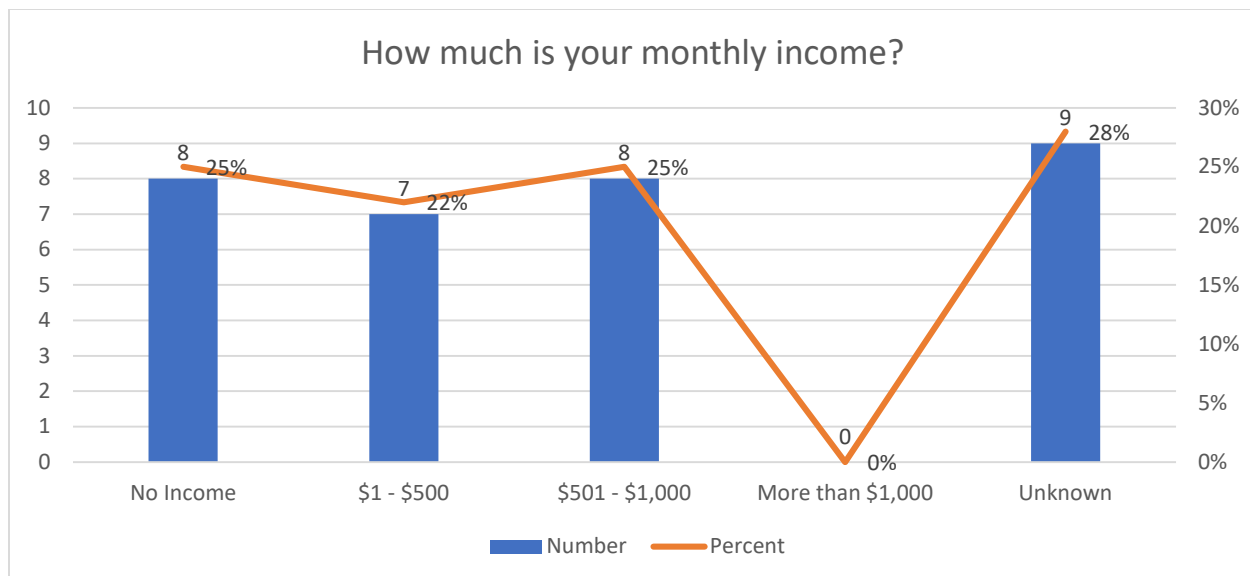
Total Number of Unsheltered Persons: 0

Question:	n=0	
	#	%
Is this the first time you've been homeless?	0	0
Did you become homeless for this first time in the last 12 months?	0	0
What is Your Gender? (Following Data Only Includes Females (Women)	0	0
What is Your Gender? (Following Data Only Includes Males (Men)	0	0
What is Your Race: Following Data Only Includes Black or African Americans)	0	0
What is Your Race: Following Data Only Includes Whites)	0	0
What is Your Ethnicity? Following Data Only Includes Hispanic/Latino/Latina)	0	0
Do you have a chronic health condition that is ongoing and impacts your ability to live independently?	0	0
Has a doctor or other medical professional ever told you that you have a chronic health condition that is life-threatening such as heart, lung, liver, kidney or cancerous disease?	0	0
Do you have a serious mental illness that seriously limits your ability to live independently?	0	0
Do you have a substance use disorder that is ongoing and impacts your ability to live independently?	0	0
Chronically Homeless*	0	0
Have you been released from jail or prison in the last 12 months?	0	0
Are you a veteran? (Served in US Armed Forces or been called into active duty as a member of the National Guard or as a Reservist)	0	0
Are you currently experiencing homelessness because you are fleeing domestic violence, dating violence, sexual assault or stalking?	0	0
How much is your monthly income?	0	0

Ojai

Total Number of Unsheltered Persons: 32

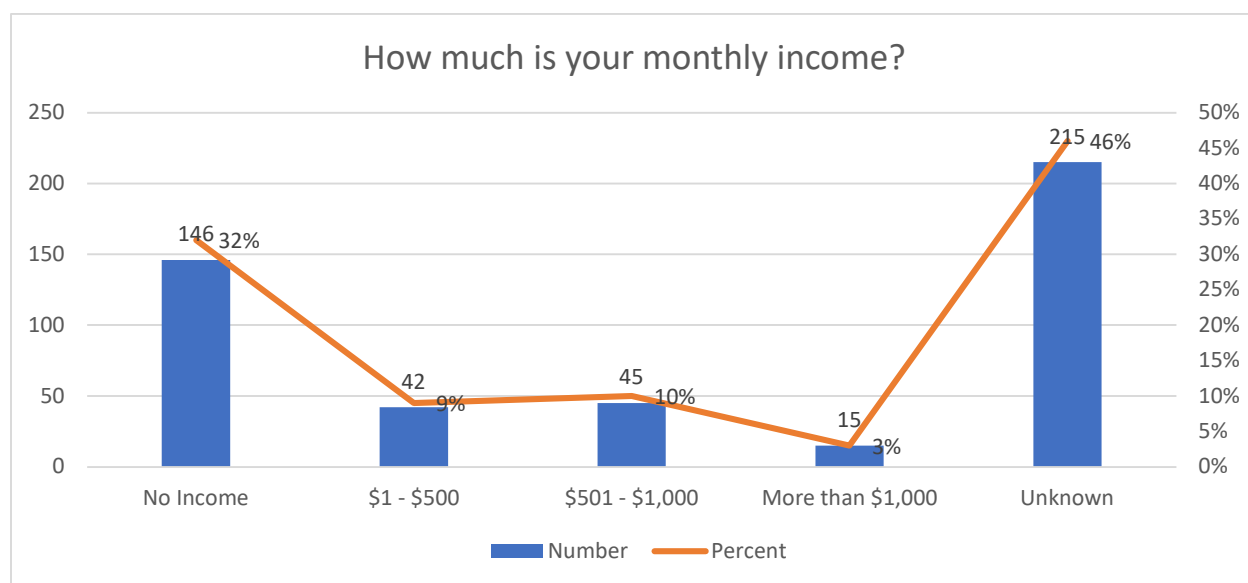
Question:	n=32	
	#	%
Is this the first time you've been homeless?	8	25
Did you become homeless for this first time in the last 12 months?	3	9
What is Your Gender? (Following Data Only Includes Females (Women)	8	25
What is Your Gender? (Following Data Only Includes Males (Men)	24	75
What is Your Race: Following Data Only Includes Black or African Americans)	0	0
What is Your Race: Following Data Only Includes Whites)	28	87
What is Your Ethnicity? Following Data Only Includes Hispanic/Latino/Latina)	1	3
Do you have a chronic health condition that is ongoing and impacts your ability to live independently?	7	22
Has a doctor or other medical professional ever told you that you have a chronic health condition that is life-threatening such as heart, lung, liver, kidney or cancerous disease?	1	3
Do you have a serious mental illness that seriously limits your ability to live independently?	8	25
Do you have a substance use disorder that is ongoing and impacts your ability to live independently?	10	31
Chronically Homeless*	10	31
Have you been released from jail or prison in the last 12 months?	4	13
Are you a veteran? (Served in US Armed Forces or been called into active duty as a member of the National Guard or as a Reservist)	3	9
Are you currently experiencing homelessness because you are fleeing domestic violence, dating violence, sexual assault or stalking?	0	0
How much is your monthly income?	See Chart Below	



Oxnard

Total Number of Unsheltered Persons: 462

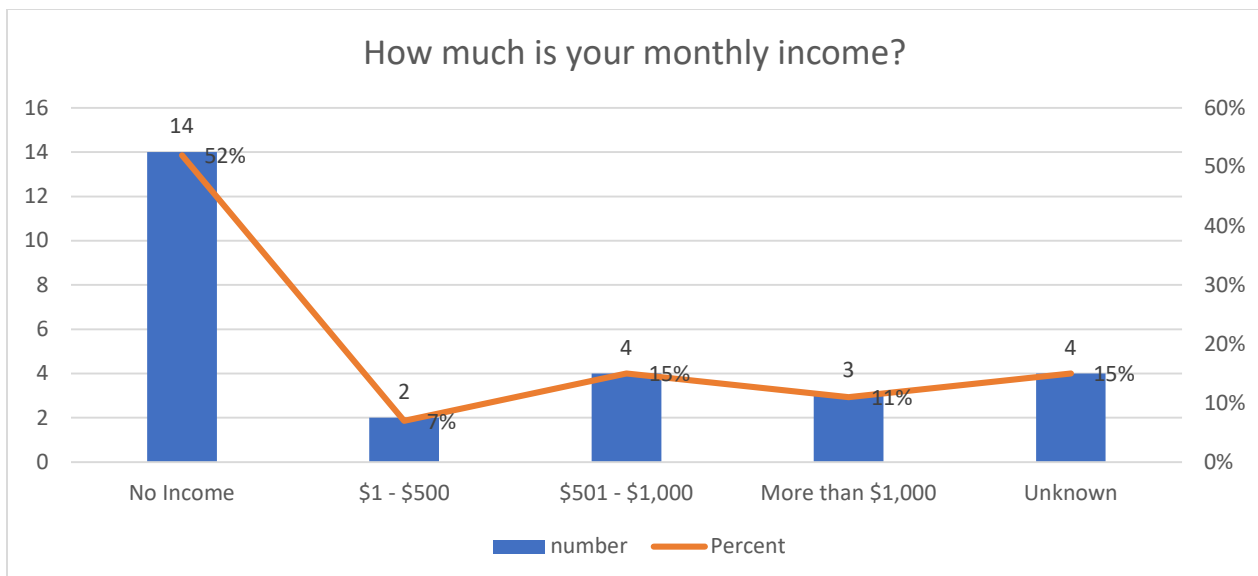
Question:	n=462	
	#	%
Is this the first time you've been homeless?	199	43
Did you become homeless for this first time in the last 12 months?	143	31
What is Your Gender? (Following Data Only Includes Females (Women))	125	27
What is Your Gender? (Following Data Only Includes Males (Men))	314	68
What is Your Race: Following Data Only Includes Black or African Americans)	37	8
What is Your Race: Following Data Only Includes Whites)	300	65
What is Your Ethnicity? Following Data Only Includes Hispanic/Latino/Latina)	296	64
Do you have a chronic health condition that is ongoing and impacts your ability to live independently?	102	22
Has a doctor or other medical professional ever told you that you have a chronic health condition that is life-threatening such as heart, lung, liver, kidney or cancerous disease?	65	14
Do you have a serious mental illness that seriously limits your ability to live independently?	106	23
Do you have a substance use disorder that is ongoing and impacts your ability to live independently?	139	30
Chronically Homeless*	166	36
Have you been released from jail or prison in the last 12 months?	134	29
Are you a veteran? (Served in US Armed Forces or been called into active duty as a member of the National Guard or as a Reservist)	18	4
Are you currently experiencing homelessness because you are fleeing domestic violence, dating violence, sexual assault or stalking?	41	9
How much is your monthly income?	See Chart Below	



Port Hueneme

Total Number of Unsheltered Persons: 27

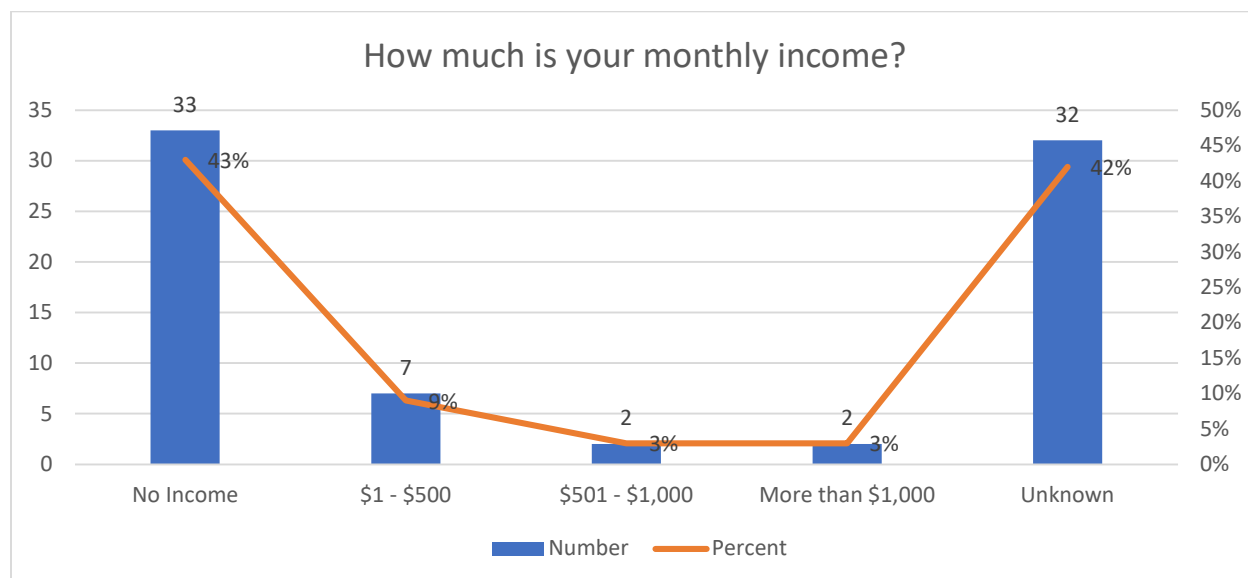
Question:	n=27	
	#	%
Is this the first time you've been homeless?	5	18
Did you become homeless for this first time in the last 12 months?	2	7
What is Your Gender? (Following Data Only Includes Females (Women)	9	33
What is Your Gender? (Following Data Only Includes Males (Men)	18	67
What is Your Race: Following Data Only Includes Black or African Americans)	6	22
What is Your Race: Following Data Only Includes Whites)	17	63
What is Your Ethnicity? Following Data Only Includes Hispanic/Latino/Latina)	7	26
Do you have a chronic health condition that is ongoing and impacts your ability to live independently?	9	33
Has a doctor or other medical professional ever told you that you have a chronic health condition that is life-threatening such as heart, lung, liver, kidney or cancerous disease?	6	22
Do you have a serious mental illness that seriously limits your ability to live independently?	14	52
Do you have a substance use disorder that is ongoing and impacts your ability to live independently?	8	30
Chronically Homeless*	20	74
Have you been released from jail or prison in the last 12 months?	16	59
Are you a veteran? (Served in US Armed Forces or been called into active duty as a member of the National Guard or as a Reservist)	5	18
Are you currently experiencing homelessness because you are fleeing domestic violence, dating violence, sexual assault or stalking?	5	18
How much is your monthly income?	See Chart Below	



Santa Paula

Total Number of Unsheltered Persons: 76

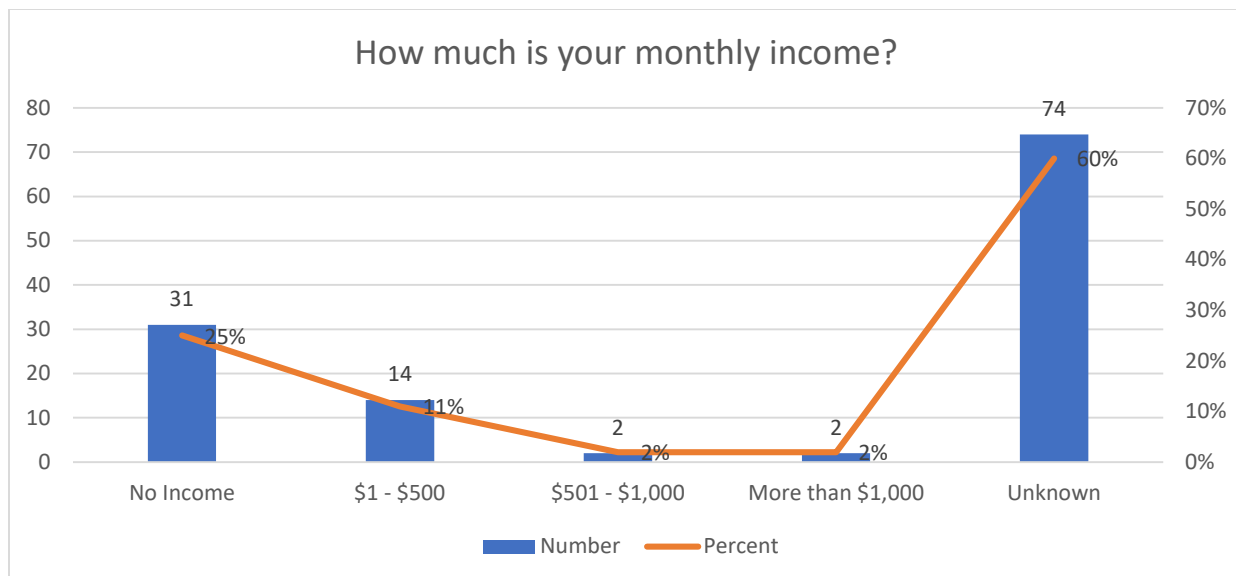
Question:	n=76	
	#	%
Is this the first time you've been homeless?	31	41
Did you become homeless for this first time in the last 12 months?	30	39
What is Your Gender? (Following Data Only Includes Females (Women)	17	22
What is Your Gender? (Following Data Only Includes Males (Men)	56	74
What is Your Race: Following Data Only Includes Black or African Americans)	0	0
What is Your Race: Following Data Only Includes Whites)	34	45
What is Your Ethnicity? Following Data Only Includes Hispanic/Latino/Latina)	67	88
Do you have a chronic health condition that is ongoing and impacts your ability to live independently?	12	16
Has a doctor or other medical professional ever told you that you have a chronic health condition that is life-threatening such as heart, lung, liver, kidney or cancerous disease?	9	12
Do you have a serious mental illness that seriously limits your ability to live independently?	19	25
Do you have a substance use disorder that is ongoing and impacts your ability to live independently?	39	51
Chronically Homeless*	33	43
Have you been released from jail or prison in the last 12 months?	20	26
Are you a veteran? (Served in US Armed Forces or been called into active duty as a member of the National Guard or as a Reservist)	0	0
Are you currently experiencing homelessness because you are fleeing domestic violence, dating violence, sexual assault or stalking?	8	10
How much is your monthly income?	See Chart Below	



Simi Valley

Total Number of Unsheltered Persons: 123

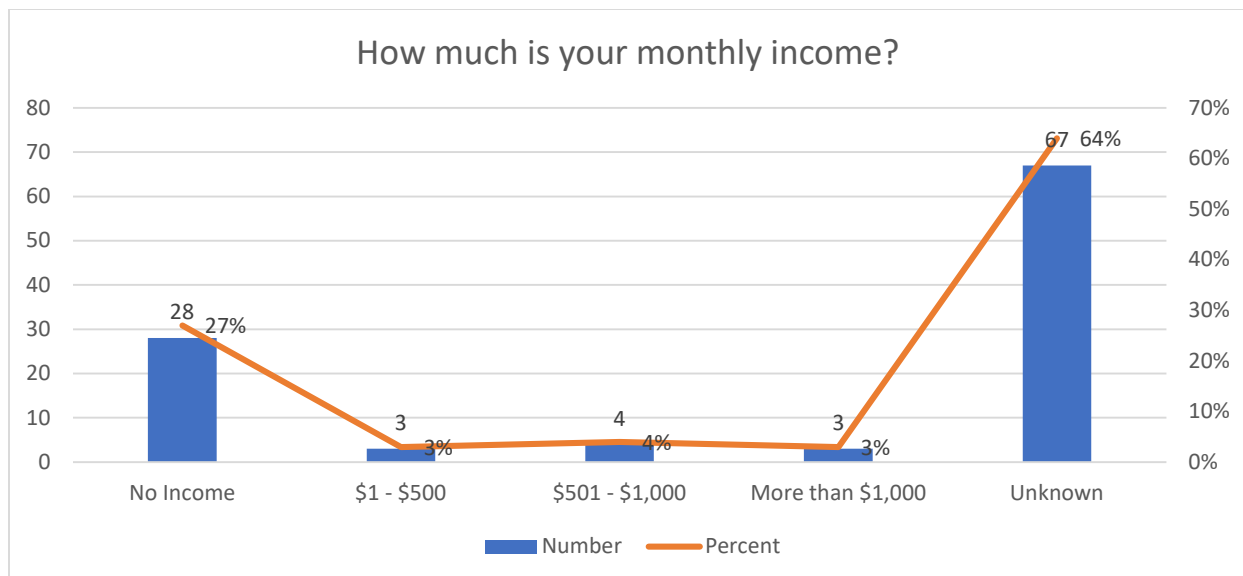
Question:	n=123	
	#	%
Is this the first time you've been homeless?	52	42
Did you become homeless for this first time in the last 12 months?	32	26
What is Your Gender? (Following Data Only Includes Females (Women)	25	20
What is Your Gender? (Following Data Only Includes Males (Men)	96	78
What is Your Race: Following Data Only Includes Black or African Americans)	2	2
What is Your Race: Following Data Only Includes Whites)	111	90
What is Your Ethnicity? Following Data Only Includes Hispanic/Latino/Latina)	32	26
Do you have a chronic health condition that is ongoing and impacts your ability to live independently?	49	40
Has a doctor or other medical professional ever told you that you have a chronic health condition that is life-threatening such as heart, lung, liver, kidney or cancerous disease?	22	18
Do you have a serious mental illness that seriously limits your ability to live independently?	37	30
Do you have a substance use disorder that is ongoing and impacts your ability to live independently?	59	48
Chronically Homeless*	76	62
Have you been released from jail or prison in the last 12 months?	39	32
Are you a veteran? (Served in US Armed Forces or been called into active duty as a member of the National Guard or as a Reservist)	5	4
Are you currently experiencing homelessness because you are fleeing domestic violence, dating violence, sexual assault or stalking?	15	12
How much is your monthly income?	See Chart Below	



Thousand Oaks

Total Number of Unsheltered Persons: 103

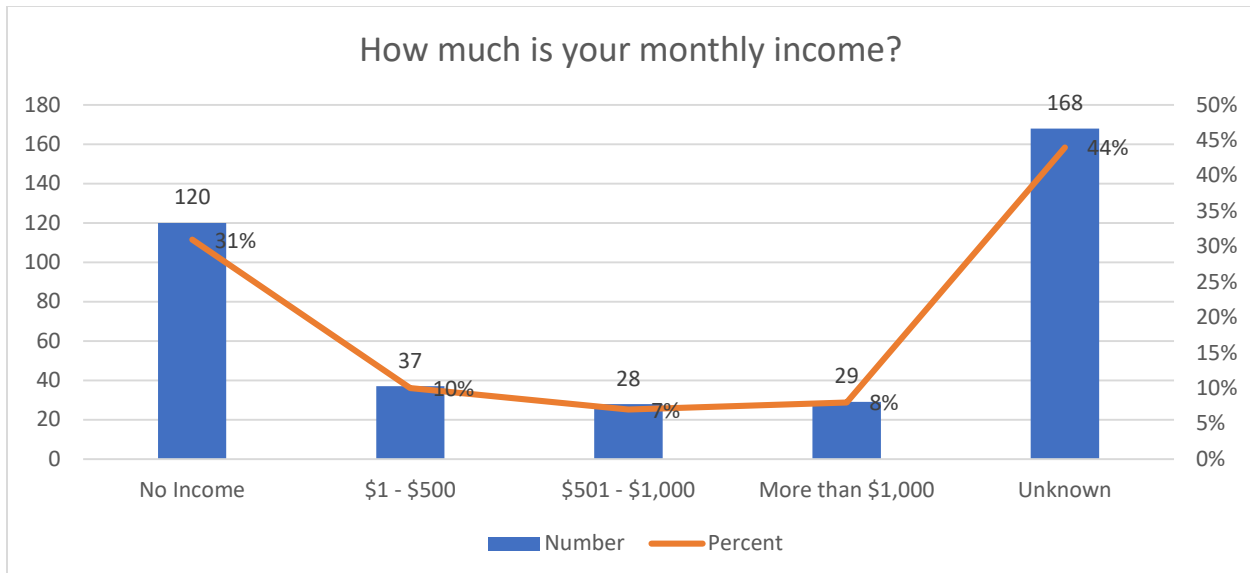
Question:	n=103	
	#	%
Is this the first time you've been homeless?	48	47
Did you become homeless for this first time in the last 12 months?	43	42
What is Your Gender? (Following Data Only Includes Females (Women)	23	22
What is Your Gender? (Following Data Only Includes Males (Men)	70	68
What is Your Race: Following Data Only Includes Black or African Americans)	11	11
What is Your Race: Following Data Only Includes Whites)	55	53
What is Your Ethnicity? Following Data Only Includes Hispanic/Latino/Latina)	30	29
Do you have a chronic health condition that is ongoing and impacts your ability to live independently?	21	20
Has a doctor or other medical professional ever told you that you have a chronic health condition that is life-threatening such as heart, lung, liver, kidney or cancerous disease?	16	16
Do you have a serious mental illness that seriously limits your ability to live independently?	13	13
Do you have a substance use disorder that is ongoing and impacts your ability to live independently?	25	24
Chronically Homeless*	39	38
Have you been released from jail or prison in the last 12 months?	11	11
Are you a veteran? (Served in US Armed Forces or been called into active duty as a member of the National Guard or as a Reservist)	0	0
Are you currently experiencing homelessness because you are fleeing domestic violence, dating violence, sexual assault or stalking?	9	9
How much is your monthly income?	See Chart Below	



Ventura

Total Number of Unsheltered Persons: 381

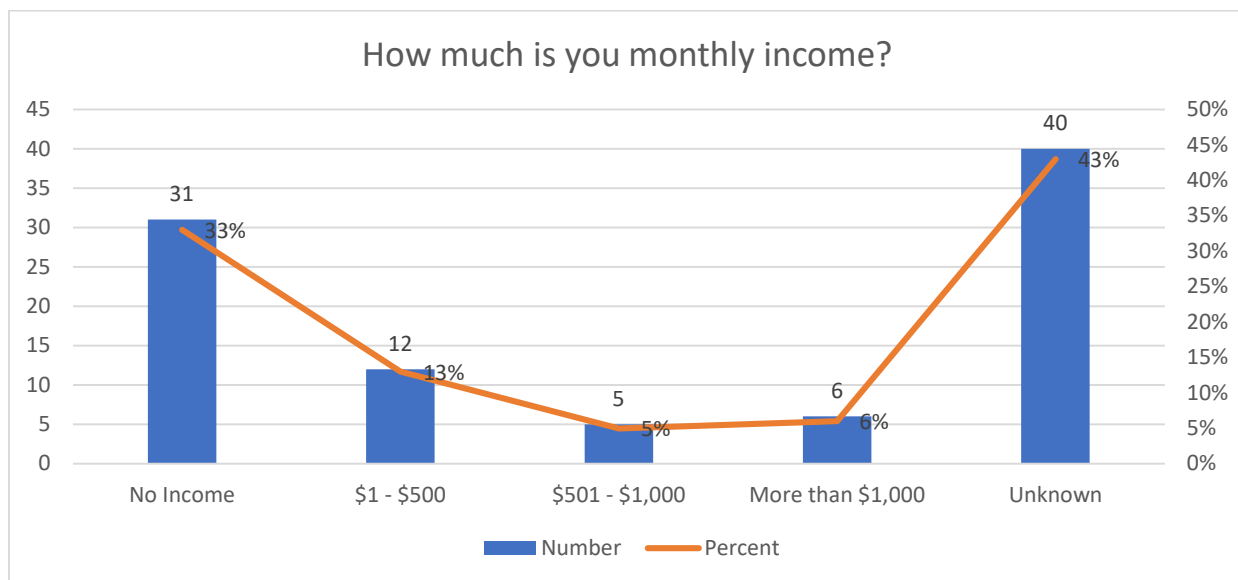
Question:	n=381	
	#	%
Is this the first time you've been homeless?	187	49
Did you become homeless for this first time in the last 12 months?	129	34
What is Your Gender? (Following Data Only Includes Females (Women)	99	26
What is Your Gender? (Following Data Only Includes Males (Men)	274	72
What is Your Race: Following Data Only Includes Black or African Americans)	8	2
What is Your Race: Following Data Only Includes Whites)	305	80
What is Your Ethnicity? Following Data Only Includes Hispanic/Latino/Latina)	126	33
Do you have a chronic health condition that is ongoing and impacts your ability to live independently?	118	31
Has a doctor or other medical professional ever told you that you have a chronic health condition that is life-threatening such as heart, lung, liver, kidney or cancerous disease?	91	24
Do you have a serious mental illness that seriously limits your ability to live independently?	107	28
Do you have a substance use disorder that is ongoing and impacts your ability to live independently?	137	36
Chronically Homeless*	209	55
Have you been released from jail or prison in the last 12 months?	103	27
Are you a veteran? (Served in US Armed Forces or been called into active duty as a member of the National Guard or as a Reservist)	27	7
Are you currently experiencing homelessness because you are fleeing domestic violence, dating violence, sexual assault or stalking?	38	10
How much is your monthly income?	See Chart Below	



Unincorporated

Total Number of Unsheltered Persons: 94

Question:	n=94	
	#	%
Is this the first time you've been homeless?	49	52
Did you become homeless for this first time in the last 12 months?	37	39
What is Your Gender? (Following Data Only Includes Females (Women))	32	34
What is Your Gender? (Following Data Only Includes Males (Men))	58	62
What is Your Race: Following Data Only Includes Black or African Americans)	2	2
What is Your Race: Following Data Only Includes Whites)	67	71
What is Your Ethnicity? Following Data Only Includes Hispanic/Latino/Latina)	51	54
Do you have a chronic health condition that is ongoing and impacts your ability to live independently?	30	32
Has a doctor or other medical professional ever told you that you have a chronic health condition that is life-threatening such as heart, lung, liver, kidney or cancerous disease?	20	21
Do you have a serious mental illness that seriously limits your ability to live independently?	22	23
Do you have a substance use disorder that is ongoing and impacts your ability to live independently?	28	30
Chronically Homeless*	47	50
Have you been released from jail or prison in the last 12 months?	23	25
Are you a veteran? (Served in US Armed Forces or been called into active duty as a member of the National Guard or as a Reservist)	7	7
Are you currently experiencing homelessness because you are fleeing domestic violence, dating violence, sexual assault or stalking?	11	12
How much is your monthly income?	See Chart Below	



Appendix B:

Comparable Findings for Various Survey Questions by City and Unincorporated Area Concerning Unsheltered Adults

Is this the first time you've been homeless?

	Unsheltered Adults	First Time Homeless	
	#	#	%
Camarillo	46	25	54
Fillmore	7	1	14
Moorpark	0	0	0
Ojai	32	8	25
Oxnard	462	199	43
Port Hueneme	27	5	18
Santa Paula	76	31	41
Simi Valley	123	52	42
Thousand Oaks	103	48	47
Ventura	381	187	49
Unincorporated	94	49	52

Did you become homeless for this first time in the last 12 months?

	Unsheltered Adults	First Time Homeless in the Last 12 Months	
	#	#	%
Camarillo	46	8	17
Fillmore	7	4	57
Moorpark	0	0	0
Ojai	32	3	9
Oxnard	462	143	31
Port Hueneme	27	2	7
Santa Paula	76	30	39
Simi Valley	123	32	26
Thousand Oaks	103	43	42
Ventura	381	129	34
Unincorporated	94	37	39

Gender: Women

	Unsheltered Adults	Women	
	#	#	%
Camarillo	46	12	26
Fillmore	7	2	29
Moorpark	0	0	0
Ojai	32	8	25
Oxnard	462	125	27
Port Hueneme	27	9	33
Santa Paula	76	17	22
Simi Valley	123	25	20
Thousand Oaks	103	23	22
Ventura	381	99	26
Unincorporated	94	32	34

Gender: Men

	Unsheltered Adults	Men	
	#	#	%
Camarillo	46	34	74
Fillmore	7	5	71
Moorpark	0	0	0
Ojai	32	24	75
Oxnard	462	314	68
Port Hueneme	27	18	67
Santa Paula	76	56	74
Simi Valley	123	96	78
Thousand Oaks	103	70	68
Ventura	381	274	72
Unincorporated	94	58	62

Race: Black or African American

	Unsheltered Adults	Black	
	#	#	%
Camarillo	46	4	9
Fillmore	7	0	0
Moorpark	0	0	0
Ojai	32	0	0
Oxnard	462	37	8
Port Hueneme	27	6	22
Santa Paula	76	0	0
Simi Valley	123	2	2
Thousand Oaks	103	11	11
Ventura	381	8	2
Unincorporated	94	2	2

Race: White

	Unsheltered Adults	White	
	#	#	%
Camarillo	46	25	54
Fillmore	7	7	100
Moorpark	0	0	0
Ojai	32	28	87
Oxnard	462	300	65
Port Hueneme	27	17	63
Santa Paula	76	34	45
Simi Valley	123	111	90
Thousand Oaks	103	55	53
Ventura	381	305	80
Unincorporated	94	67	71

Ethnicity: Hispanic/Latino/Latina

	Unsheltered Adults	Hispanic/Latino/Latina	
	#	#	%
Camarillo	46	8	17
Fillmore	7	6	86
Moorpark	0	0	0
Ojai	32	1	3
Oxnard	462	296	64
Port Hueneme	27	7	26
Santa Paula	76	67	88
Simi Valley	123	32	26
Thousand Oaks	103	30	29
Ventura	381	126	33
Unincorporated	94	51	54

Do you have a chronic health condition that is ongoing and impacts your ability to live independently?

	Unsheltered Adults	Chronic Health Condition	
	#	#	%
Camarillo	46	8	17
Fillmore	7	2	29
Moorpark	0	0	0
Ojai	32	7	22
Oxnard	462	102	22
Port Hueneme	27	9	33
Santa Paula	76	12	16
Simi Valley	123	49	40
Thousand Oaks	103	21	20
Ventura	381	118	31
Unincorporated	94	30	32

Has a doctor or other medical professional ever told you that you have a chronic health condition that is life-threatening such as heart, lung, liver, kidney or cancerous disease?

	Unsheltered Adults	Chronic Health Condition That is Life-Threatening	
	#	#	%
Camarillo	46	12	26
Fillmore	7	1	14
Moorpark	0	0	0
Ojai	32	1	3
Oxnard	462	65	14
Port Hueneme	27	6	22
Santa Paula	76	9	12
Simi Valley	123	22	18
Thousand Oaks	103	16	16
Ventura	381	91	24
Unincorporated	94	20	21

Do you have a serious mental illness that seriously limits your ability to live independently?

	Unsheltered Adults	Serious Mental Illness	
	#	#	%
Camarillo	46	4	9
Fillmore	7	0	0
Moorpark	0	0	0
Ojai	32	8	25
Oxnard	462	106	23
Port Hueneme	27	14	52
Santa Paula	76	19	25
Simi Valley	123	37	30
Thousand Oaks	103	13	13
Ventura	381	107	28
Unincorporated	94	22	23

Do you have a substance use disorder that is ongoing and impacts your ability to live independently?

	Unsheltered Adults	Substance Use Disorder	
	#	#	%
Camarillo	46	0	0
Fillmore	7	6	86
Moorpark	0	0	0
Ojai	32	10	31
Oxnard	462	139	30
Port Hueneme	27	8	30
Santa Paula	76	39	51
Simi Valley	123	59	48
Thousand Oaks	103	25	24
Ventura	381	137	36
Unincorporated	94	28	30

Chronically Homeless*

	Unsheltered Adults	Chronically Homelessness	
	#	#	%
Camarillo	46	16	35
Fillmore	7	6	86
Moorpark	0	0	0
Ojai	32	10	31
Oxnard	462	166	36
Port Hueneme	27	20	74
Santa Paula	76	33	43
Simi Valley	123	76	62
Thousand Oaks	103	39	38
Ventura	381	209	55
Unincorporated	94	47	50

*The definition of chronically homeless is:

- A homeless individual with a disability as defined in section 401(9) of the McKinney-Vento Assistance Act (42 U.S.C. 11360(9)), who:
 - Lives in a place not meant for human habitation, a safe haven, or in an emergency shelter, and
 - Has been homeless and living as described for at least 12 months* or on at least 4 separate occasions in the last 3 years, as long as the combined occasions equal at least 12 months and each break in homelessness separating the occasions included at least 7 consecutive nights of not living as described.

Have you been released from jail or prison in the last 12 months?

	Unsheltered Adults	Released from Jail or Prison in Last 12 Months	
	#	#	%
Camarillo	46	4	9
Fillmore	7	4	57
Moorpark	0	0	0
Ojai	32	4	13
Oxnard	462	134	29
Port Hueneme	27	16	59
Santa Paula	76	20	26
Simi Valley	123	39	32
Thousand Oaks	103	11	11
Ventura	381	103	27
Unincorporated	94	23	25

Are you a veteran? (Served in US Armed Forces or been called into active duty as a member of the National Guard or as a Reservist)

	Unsheltered Adults	Veteran	
	#	#	%
Camarillo	46	8	17
Fillmore	7	0	0
Moorpark	0	0	0
Ojai	32	3	9
Oxnard	462	18	4
Port Hueneme	27	5	18
Santa Paula	76	0	0
Simi Valley	123	5	4
Thousand Oaks	103	0	0
Ventura	381	27	7
Unincorporated	94	7	7

Are you currently experiencing homelessness because you are fleeing domestic violence, dating violence, sexual assault or stalking?

	Unsheltered Adults	Fleeing Domestic Violence	
	#	#	%
Camarillo	46	0	0
Fillmore	7	0	0
Moorpark	0	0	0
Ojai	32	0	0
Oxnard	462	41	9
Port Hueneme	27	5	18
Santa Paula	76	8	10
Simi Valley	123	15	12
Thousand Oaks	103	9	9
Ventura	381	38	10
Unincorporated	94	11	12

How much is your monthly income?

	Unsheltered Adults	No Monthly Income		\$1 - \$500 Monthly Income	
	#	#	%	#	%
Camarillo	46	4	9	0	0
Fillmore	7	7	100	0	0
Moorpark	0	0	0	0	0
Ojai	32	11	34	10	31
Oxnard	462	259	56	74	16
Port Hueneme	27	16	59	2	7
Santa Paula	76	49	65	11	14
Simi Valley	123	76	62	34	28
Thousand Oaks	103	69	67	7	7
Ventura	381	213	56	65	17
Unincorporated	94	52	55	20	21

Appendix C:
**Sheltered Report for all Emergency Shelter,
Safe Haven and Transitional Housing Programs**

FAMILIES WITH CHILDREN				
	Emergency Shelter		Transitional Housing	
	52 Households		45 Households	
Gender				
	#	%	#	%
Male	64	43%	42	39%
Female	84	57%	67	61%
Transgender	0	0	0	0
Total Persons:	148		109	
Age				
	#	%	#	%
Under age 18	90	61%	56	51%
18-24 (TAY)	5	3%	5	5%
Over Age 24	53	36%	48	44%
Race				
	#	%	#	%
White	136	92%	70	64%
Black/African American	2	1%	6	5%
Asian	2	1%	4	4%
American Indian	1	1%	1	1%
Native Hawaiian/Pacific Islander	0	0%	0	0%
Multiple Races	7	5%	28	26%
Ethnicity				
	#	%	#	%
Hispanic/Latino	110	74%	60	55%
Non-Hispanic	38	26%	49	45%
Disabled/Chronically Homeless families				
	#	%	#	%
Total:	16	11%	0	0%

The number of homeless families with children in Emergency Shelters increased from 19 households in 2020 to 52 households sheltered in 2022. This data includes families staying in non-congregate shelters through motel voucher programs and those in domestic violence shelters.

SINGLE ADULTS				
	Emergency Shelter		Transitional Housing	
Gender				
	#	%	#	%
Male	374	65%	29	63%
Female	199	34%	17	37%
Transgender	3	1%	0	0%
Nonconforming	0	0%	0	0%
Total Persons:	576		46	
Age				
	#	%	#	%
18-24 TAY	14	24%	0	0%
Over Age 24	562	96%	46	100%
Race				
	#	%	#	%
White	469	81%	41	89%
Black/African American	29	5%	1	2%
Asian	6	1%	0	0%
American Indian/Native Alaskan	13	2%	1	2%
Native Hawaiian/Pacific Islander	2	1%	0	0%
Multiple Races	57	10%	3	7%
Ethnicity				
	#	%	#	%
Hispanic/Latino	226	39%	8	17%
Non-Hispanic/Latino	350	61%	38	83%
Disabled/Chronically Homeless				
	#	%	#	%
Total:	252	44%	25	54%

There has been an increase in the number of single adults in Emergency Shelter, from 279 in 2020 to 576 in 2022, as non-congregate shelters have been operating through Project Roomkey motels during the COVID-19 pandemic. Project Roomkey has been supported through FEMA funding for those who were unsheltered and highly vulnerable to COVID-19, including seniors 65 & older and those with serious health conditions.

VETERAN HOUSEHOLDS*				
	Emergency Shelter		Transitional Housing	
Gender				
	#	%	#	%
Male	26	87%	19	100%
Female	4	13%	0	0%
Transgender	0	0%	0	0%
Total Persons:	30		19	
Race				
	#	%	#	%
White	27	90%	14	74%
Black/African American	1	3%	2	10%
American Indian/Alaska Native	0	0%	0	0
Multiple Races	2	7%	3	16%
Ethnicity				
	#	%	#	%
Hispanic/Latino	7	23%	4	21%
Non-Hispanic/Latino	23	77%	15	79%
Disabled/Chronically Homeless				
	#	%	#	%
Total:	24	80%	17	89%

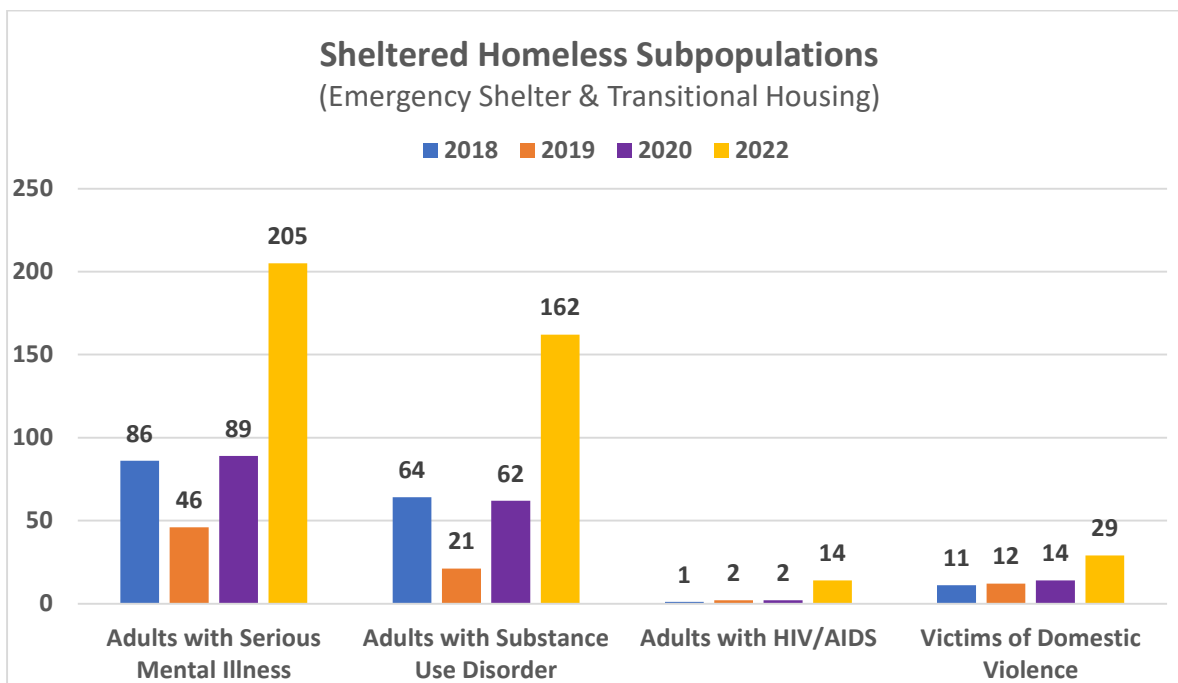
**This chart shows a subpopulation from the single adults category.*

The number of homeless veterans in Emergency Shelters increased from 10 in 2020 to 30 sheltered in 2022. This data includes veterans staying in non-congregate shelters through motel voucher programs.

UNACCOMPANIED YOUTH HOUSEHOLDS*				
	Emergency Shelter		Transitional Housing	
Gender				
	#	%	#	%
Male	8	47%	0	0%
Female	9	53%	0	0%
Transgender	0	0%	0	0%
Total Persons:	17		0	
Age				
	#	%	#	%
Under 18	3	18%	0	0%
18-24	14	82%	0	0%
Race				
	#	%	#	%
White	7	41%	0	0%
Black/African American	0	0%	0	0%
American Indian/Native Alaskan	0	0%	0	0%
Native Hawaiian/Pacific Islander	0	0%	0	0%
Multiple Races	10	59%	0	0%
Ethnicity				
	#	%	#	%
Hispanic/Latino	9	53%	0	0%
Non-Hispanic/Non-Latino	8	47%	0	0%
Disabled/Chronically Homeless				
	#	%	#	%
Total:	0	0%	0	0%

**This chart shows a subpopulation of Transitional Age Youth (TAY) from the single adults category.*

HOMELESS SUBPOPULATIONS				
	Emergency Shelter		Transitional Housing	
	#	%	#	%
Adults with a Serious Mental Illness	181	49%	24	63%
Adults with a Substance Use Disorder	153	41%	9	24%
Adults with HIV/AIDS	14	4%	0	0%
Survivors of Domestic Violence	24	6%	5	13%
Total single adults	372		38	



There was a significant increase in the overall number of people in shelter, compared to 2020. This increase is reflected in the sheltered homeless subpopulation data.

Appendix D:

2022 Housing Inventory Chart

Year	Proj. Type	Organization Name	Project Name	Bed Type	Target Pop.	Year-Round Beds	Seasonal Beds	PIT Count	Total Beds	Utilization Rate
2022	ES	County of Ventura	Project Roomkey	Voucher beds	SMF	243		243	243	100%
2022	ES	County of Ventura Human Services Agency	HHAP Family Emergency Shelter	Other beds	SMFHC	5		5	5	100%
2022	ES	County of Ventura Human Services Agency	Human Services Motel Vouchers	Voucher beds	SMFHC	31		31	31	100%
2022	ES	HCA Healthcare for the Homeless	HCH ESG Motel Vouchers	Voucher beds	SMF	53		53	53	100%
2022	ES	Interface Children and Family Services	HEART Human Trafficking (HT) Shelter	Facility-based beds	DV	6		2	6	33%
2022	ES	Interface Children and Family Services	Minor Youth Shelter	Facility-based beds	NA	6		3	6	50%
2022	ES	Interface Children and Family Services	Safe Haven Emergency Shelter	Facility-based beds	DV	18		5	18	28%
2022	ES	Kingdom Center	Kingdom Center Emergency Shelter - 1450	Facility-based beds	HC	10		10	10	100%
2022	ES	Lighthouse Women and Children	Safe Harbor Shelter	Facility-based beds	HC	63		61	63	97%
2022	ES	Mercy House	Mercy House ARCH Shelter	Facility-based beds	SMF	32		32	32	100%
2022	ES	Mercy House	Mercy House Non-congregate shelter	Facility-based beds	SMF	50		49	50	98%
2022	ES	Mercy House	Oxnard Navigation Center	Facility-based beds	SMF	80		80	80	100%
2022	ES	National Health Foundation	Pathways Recuperative Care	Facility-based beds	SMF	12		7	12	58%
2022	ES	Ojai Valley	Family Shelter	Other beds	SMFHC	0	10	6	10	60%
2022	ES	Salvation Army	Salvation Army Emergency Shelter	Facility-based beds	SMF	12		12	12	100%
2022	ES	Samaritan Center	PADS Winter Shelter	Other beds	SMF	0	18	18	18	100%
2022	ES	Spirit of Santa Paula	Harvard Navigation Center Shelter	Facility-based beds	SMFHC	39		39	39	100%
2022	ES	The Coalition for Family Harmony	Emergency Domestic Violence Shelter	Facility-based beds	DV	56		25	56	45%
2022	ES	Turning Point Foundation	Our Place Shelter ESG	Facility-based beds	SMF	4		4	4	100%
2022	ES	United Way of Ventura County	UWVC Bridge Motel Placement	Voucher beds	SMF	0	5	1	5	20%
2022	ES	Ventura County Rescue Mission	Emergency Shelter	Facility-based beds	SM	52		41	52	79%
2022	OPH	County of Ventura Human Services Agency	Castillo del Sol	Facility-based beds	SMF	6		6	6	100%
2022	OPH	Oxnard Housing Authority	Homeless Vouchers	Voucher beds	SMFHC	67		67	67	100%
2022	PSH	Area Housing Authority of the County of Ventura	VASH Vouchers		Veterans	20		20	20	100%
2022	PSH	Cabrillo Economic Development Corporation	Snapdragon Place Apartments		CH	37		37	37	100%
2022	PSH	County of Ventura Human Services Agency	Homeless Services--Choices		SMFHC	25		25	25	100%
2022	PSH	Housing Authority of the City of San Buenaventura	El Portal		SMF	14			14	
2022	PSH	Housing Authority of the City of San Buenaventura	HUD Mainstream Voucher Program		SMF	45		45	45	100%
2022	PSH	Housing Authority of the City of San Buenaventura	HUD Vash Vouchers		Veterans	127		95	127	75%
2022	PSH	Housing Authority of the City of San Buenaventura	Willet Ranch		NA	15			15	
2022	PSH	Many Mansions	Casa de Paz		CH	16		16	16	100%
2022	PSH	Many Mansions	D Street		CH TAY	5		5	5	100%
2022	PSH	Many Mansions	Esseff Village		CH	20		20	20	100%
2022	PSH	Many Mansions	Hillcrest Villas		CH SMFHC	30		30	30	100%
2022	PSH	Many Mansions	La Rahada Apartments		CH	8		8	8	100%
2022	PSH	Many Mansions	Ormond Beach Villas OPH		Veterans	19		19	19	100%
2022	PSH	Many Mansions	Peppertree Apartments		CH SMFHC	22		22	22	100%
2022	PSH	Many Mansions	Richmond Terrace		CH	13		13	13	100%
2022	PSH	Oxnard Housing Authority	VASH Vouchers		Veterans	77		55	77	71%
2022	PSH	Project Understanding	Shore at WAV		SMFHC	32		32	32	100%
2022	PSH	Santa Paula Housing Authority	Citricos		CH Seniors	5		5	5	100%
2022	PSH	Turning Point Foundation	Stevenson Place		CH	10		10	10	100%
2022	PSH	Turning Point Foundation	Wooley House Permanent Housing		CH	7		7	7	100%
2022	PSH	Turning Point Foundation	Wooley House Permanent II		CH	8		8	8	100%
2022	PSH	Ventura County Behavioral Dept.	La Rahada		CH	3		3	3	100%
2022	PSH	Ventura County Behavioral Dept.	Oxnard Tenant Based Rental Assistance		CH	12		12	12	100%
2022	PSH	Ventura County Behavioral Dept.	Snapdragon Phase II		CH	15		15	15	100%
2022	PSH	Ventura County Behavioral Health Department	Castillo Del Sol		CH	18		18	18	100%
2022	PSH	Ventura County Behavioral Health Department	East County and Oxnard Tenant Based Rental Assistance		CH	22		22	22	100%
2022	PSH	Ventura County Behavioral Health Department	El Patio Hotel		CH	16		16	16	100%
2022	PSH	Ventura County Behavioral Health Department	Harvard Place		CH	12		12	12	100%
2022	PSH	Ventura County Behavioral Health Department	Paseo De Luz		CH HC	24		24	24	100%
2022	PSH	Ventura County Behavioral Health Department	Paseo Santa Clara/Paseo Del Rio		CH HC	15		15	15	100%
2022	PSH	Ventura County Behavioral Health Department	Santa Paula CoC		CH	3		3	3	100%
2022	PSH	Ventura County Behavioral Health Department	Villa Calleguas		CH	23		23	23	100%
2022	RRH	County of Ventura Human Services Agency	Bringing Families Home		SMFHC	70		70	70	100%
2022	RRH	County of Ventura Human Services Agency	HDAP		SMFHC	9		9	9	100%
2022	RRH	County of Ventura Human Services Agency	HSA CoC State ESG-CV RRH		SMFHC	24		24	24	100%
2022	RRH	Human Services Agency	HSA CESH RRH		SMFHC	30		30	30	100%
2022	RRH	Human Services Agency	HSA CHSP CALWORKS RRH 144		HC	204		204	204	100%
2022	RRH	Lutheran Social Services	Its A New Day LSS Rapid ReHousing Project		SMFHC	49		49	49	100%
2022	RRH	Mercy House	HHAP RRP		NA	4		4	4	100%
2022	RRH	Mercy House	Oxnard ESG RRP		NA	18		18	18	100%
2022	RRH	Salvation Army	CoC Rapid Re-Housing		HC	24		24	24	100%
2022	RRH	Salvation Army	ESG Rapid Re-Housing		SMFHC	42		42	42	100%
2022	RRH	Turning Point Foundation	H2H Rapid ReHousing		SMF	42		42	42	100%
2022	SH	Turning Point Foundation	Our Place Shelter		SMF	10		10	10	100%
2022	TH	Human Services Agency	RAIN Transitional Living Center		SMFHC	36		11	36	31%
2022	TH	Interface Children and Family Services	Safe Journey Transitional Shelter		DV	12		4	12	33%
2022	TH	Kingdom Center	Kingdom Center Transition House - 1450		SFHC	12		12	12	100%
2022	TH	The River Community	Tender Life		DV	20		17	20	85%
2022	TH	Salvation Army	Salvation Army GPD Veterans Housing		Veterans	5		5	5	100%
2022	TH	The City Center	Transitional Living Program		HC	73		73	73	100%
2022	TH	Turning Point Foundation	River Haven		SMF	20		20	20	100%
2022	TH	Turning Point Foundation	Veterans Transitional Housing		Veterans	13		13	13	100%
						Sum : 2280	Sum : 33	Sum : 2116	2313	91%

Color Key

	Not in HMIS
	Domestic Violence Program
	New Program in 2022
	In HMIS

Population Key

SMFHC	Single Male/Female + Households w/children
SMF	Single Male/Female
HC	Households (families) with children
CH	Chronically Homeless
DV	Domestic Violence project
TAY	Transition Age Youth (18-24)

Project Type

ES	Emergency Shelter
PSH	Permanent
	Supportive Housing
TH	Transitional Housing