

# COVID-19 Weekly Report

Oregon's Weekly Surveillance Summary  
Novel Coronavirus (COVID-19)



Oregon Public Health Division

Published September 10, 2020

## Background

COVID-19 Weekly Report data will be finalized every Sunday at 11 p.m. PDT, and the report will be published on Wednesday. **Please note that the data reported here are continually being updated. For daily up-to-date information, visit the OHA COVID-19 web page: <https://govstatus.egov.com/OR-OHA-COVID-19>.**

As of 11 p.m. Sunday, September 6, there have been 28,190 cases of COVID-19 reported to the Oregon Health Authority. Of these, 1,363 (4.8%) are “presumptive” cases—i.e., people with COVID-19-like symptoms and close contact with a confirmed case, but who did not have a confirmatory laboratory test. Though not confirmed, presumptive cases are highly likely to have COVID-19, given their specific symptoms and known exposure. Presumptive cases are encouraged to seek testing to confirm that they do have COVID-19. Presumptive cases who test positive are recategorized as confirmed cases.

These data represent a snapshot of COVID-19 risk factors and clinical and demographic characteristics of cases, and they include data on cases with pending investigations. Not all cases have been interviewed at the time of this report. The data shown in this report come from Oregon's electronic disease surveillance system for reportable diseases.

During the week of August 30–September 5,\* 26,855 Oregonians were tested for COVID-19, and 4.3% of them had a positive result.† Not all positive tests represent new cases; some are from specimens collected from people who had already been counted as presumptive cases. The number includes tests done at all locations, including commercial non-hospital-based laboratories, hospital laboratories and Oregon State Public Health Laboratory.

## Weekly Report Summary

During Monday, August 31, through Sunday, September 6, OHA recorded 1,477 new cases of COVID-19 infection—down another 5% from last week's tally of 1,558. This marks the 5<sup>th</sup> consecutive week of declining case counts. The percentage of tests that were positive fell from 4.4% to 4.3%. Twenty-three Oregonians were reported to have died, compared to 39 last week. The 25,155 cases reported in Oregon to date computes to 665 cases per 100,000 Oregonians; of these, 482 Oregonians—1.7% of all cases reported to date—have died in association with COVID-19, giving a mortality rate of 11.4 deaths per 100,000 Oregonians. Recent data on mortality in Oregon, including deaths related to COVID-19, are available at <https://public.tableau.com/profile/oha.center.for.health.statistics>.

The age group with the highest incidence of reported infection continues to be 20–29-year-olds. Persons <30 years of age have accounted for 37% of reported cases but only 0.7% of hospitalizations and 0.01% of deaths. Reported COVID-19 case rates decrease in subsequent decades of life, but hospitalization and death rates increase with age; 228 (47%) of the 482 deaths have been among persons at least 80 years of age, and 354 (73%) in persons 70 and older. Additional data are available at <https://public.tableau.com/profile/oregon.health.authority.covid.19#!/vizhome/OregonCOVID-19CaseDemographicsandDiseaseSeverityStatewide/DemographicData>.

---

\* This date range aligns with CDC's “MMWR week.”

† Does not include antibody (serology) tests. Percent positivity is now calculated using specimen collection date.

# COVID-19 Weekly Report

Oregon's Weekly Surveillance Summary  
Novel Coronavirus (COVID-19)



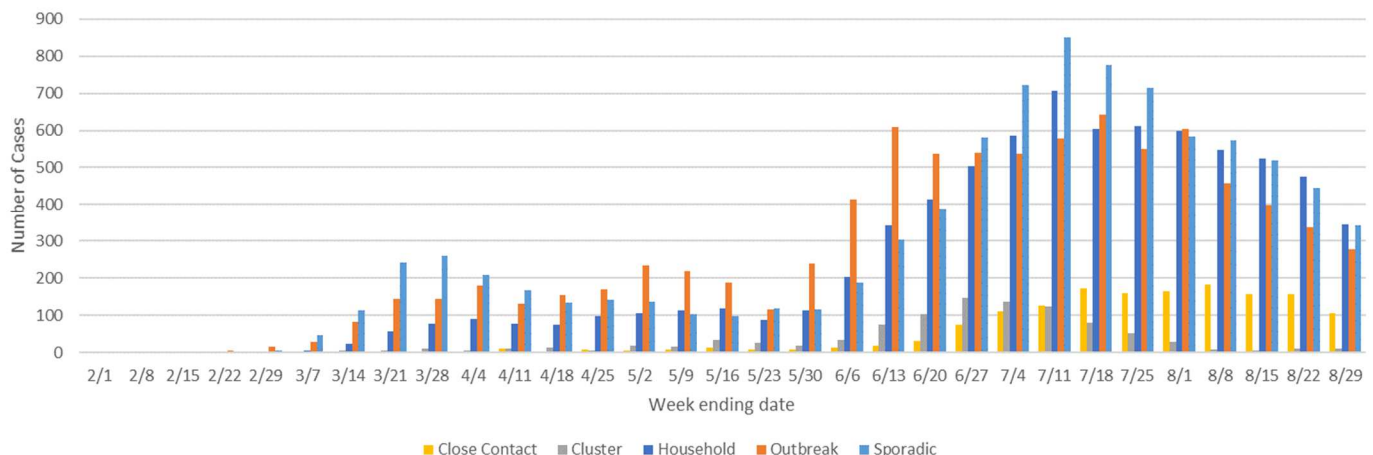
Oregon Public Health Division

Published September 10, 2020

## Clinical Characteristics, Risk Factors and Demographic Characteristics

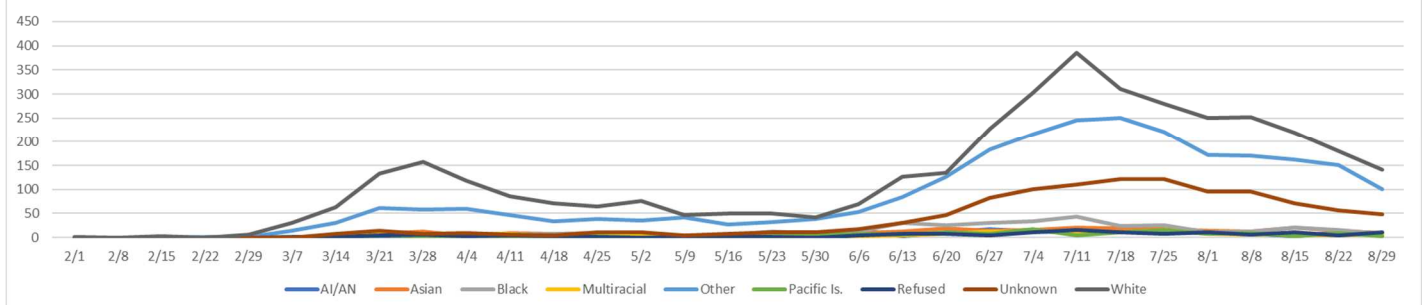
Figure 1 shows the number of cases reported by week of onset and epidemiologic link. Figure 2 shows the number of sporadic cases reported by week of onset and race. Figure 3 shows the number of sporadic cases reported by week of onset and ethnicity. Figure 4 provides information on signs and symptoms from all COVID-19 cases. Of 28,190 cases, 21,548 (76.4%) reported having signs and symptoms of COVID-19. The most commonly reported symptoms are cough (n=14,297, 50.7%) and headache (n=13,600, 48.2%). Figure 3 provides information on the percentage of COVID-19 cases that report symptoms. Figure 4 provides information on risk factors from all COVID-19 cases. The most common risk factors are having contact with a known COVID-19 case prior to symptom onset (n=19,369, 68.7%) and having underlying medical conditions (n=12,755, 45.2%). Note that a person may report more than one sign/symptom or risk factor.

Figure 1. Epidemiologic link of COVID-19 cases by week of onset



Where displayed by week in this report, case data are categorized by week of reported symptom onset, not by date of case report. This results in reduced numbers in the most recent week or more due to reporting lags.

Figure 2. Sporadic cases by race and week of onset



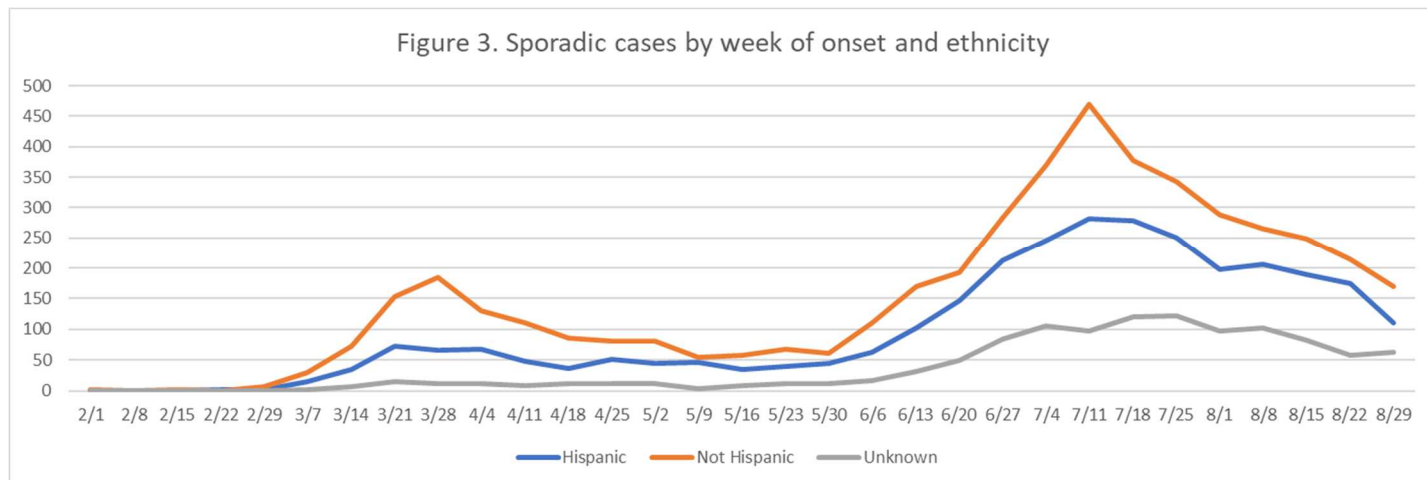
# COVID-19 Weekly Report

Oregon's Weekly Surveillance Summary  
Novel Coronavirus (COVID-19)



Oregon Public Health Division

Published September 10, 2020



## Epidemiologic link designations

Sporadic: Cases who do not have known exposure to another case or outbreak.

Outbreak: Cases who have a shared, defined exposure with at least one other case. For example, a defined exposure could be an event, a workplace, a congregate facility, etc.

Cluster: Cases who had contact with another case, but the exposure is not well defined. For example, cases from two households who interacted many times prior to illness onset.

Household: Cases who were exposed to another case in their household.

Close contact: Cases who were exposed to another case, not in their household. This designation was added on 7/15.

Due to the lag between case reporting and case investigation, the proportion of cases categorized as sporadic is high in the most recent week or more; some of these cases will be recategorized after investigation is completed.

# COVID-19 Weekly Report

Oregon's Weekly Surveillance Summary  
Novel Coronavirus (COVID-19)



Oregon Public Health Division

Published September 10, 2020

Figure 4. Reported signs and symptoms for all COVID-19 cases

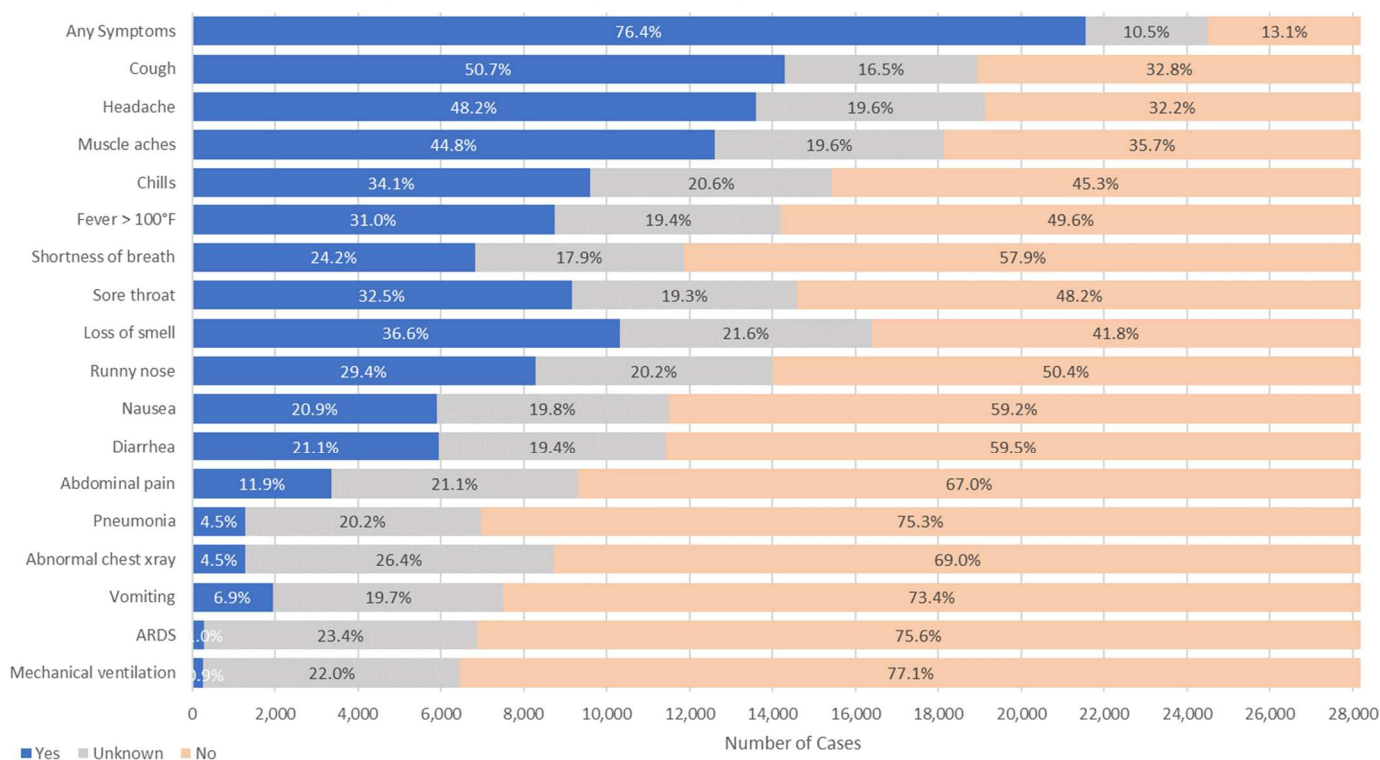
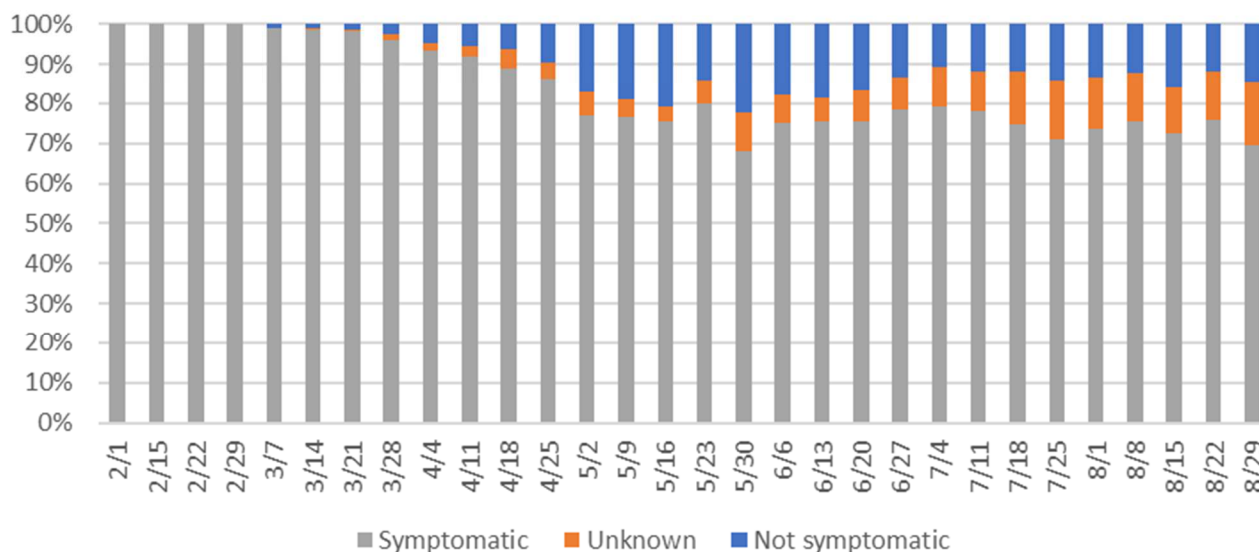


Figure 5. Reported symptoms among COVID-19 cases



# COVID-19 Weekly Report

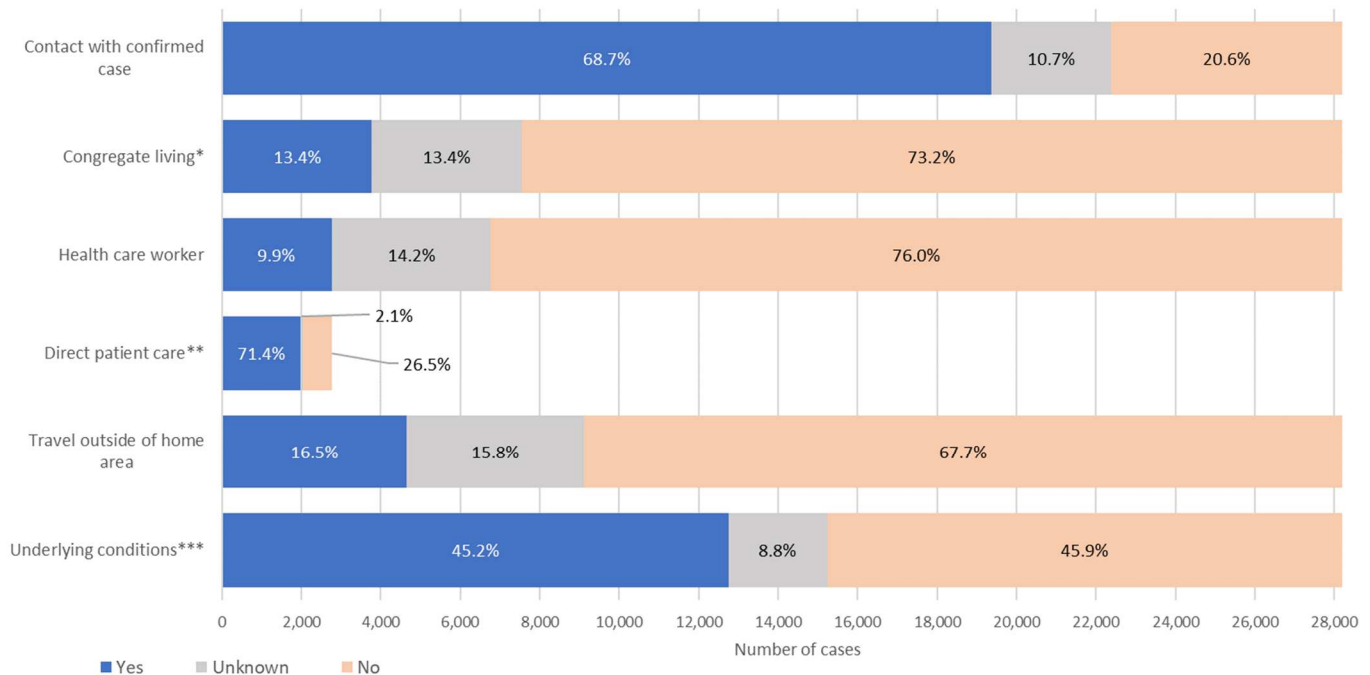
Oregon's Weekly Surveillance Summary  
Novel Coronavirus (COVID-19)



Oregon Public Health Division

Published September 10, 2020

Figure 6. Reported risk factors from all COVID-19 cases



\*Congregate living situations include, but are not limited to, long-term care facilities, group homes, prisons, and shelters. Data include people with confirmed cases who live or work in congregate living situations.

\*\*Direct patient care is only asked if a case is a healthcare worker or volunteer. The denominator is the number of healthcare workers or volunteers.

\*\*\*Underlying medical conditions include cardiovascular disease, chronic liver disease, chronic lung disease, chronic renal disease, current or former smoker, diabetes mellitus, immunocompromised condition, neurologic and neurodevelopmental conditions, obesity, or other chronic diseases.

The following tables show the demographic characteristics for all COVID-19 cases. Tables 1 and 2 show case counts and severity by demographic categories. Figures 7 and 8 show the case demographic distribution by week of onset. Tables 3 and 4 show race and ethnicity, respectively. Figures 9 and 10 show race and ethnicity by week of onset, respectively.

**Table 1. Severity and rates of COVID-19 by sex**

| Sex           | Cases         | % of total cases | Cases per 100,000 <sup>a</sup> | Hospitalized | % Hospitalized | Deaths     | Case fatality |
|---------------|---------------|------------------|--------------------------------|--------------|----------------|------------|---------------|
| Male          | 13,568        | 48.1%            | 630.9                          | 1160         | 8.5%           | 280        | 2.1%          |
| Female        | 14,539        | 51.6%            | 676.0                          | 1034         | 7.1%           | 202        | 1.4%          |
| Non-Binary    | 3             | 0%               | n/a                            | 0            | 0.0%           | 0          | 0%            |
| Not available | 80            | 0%               | n/a                            | 2            | 2.5%           | 0          | 0%            |
| <b>Total</b>  | <b>28,190</b> | <b>100.0%</b>    | <b>665.4</b>                   | <b>2,196</b> | <b>7.8%</b>    | <b>482</b> | <b>1.7%</b>   |

<sup>a</sup> Population data were compiled from the 2019 Annual Oregon Population Report, which is produced by the Population Research Center, Portland State University

# COVID-19 Weekly Report

Oregon's Weekly Surveillance Summary  
Novel Coronavirus (COVID-19)



Oregon Public Health Division

Published September 10, 2020

Figure 7. COVID-19 cases by sex and week of onset

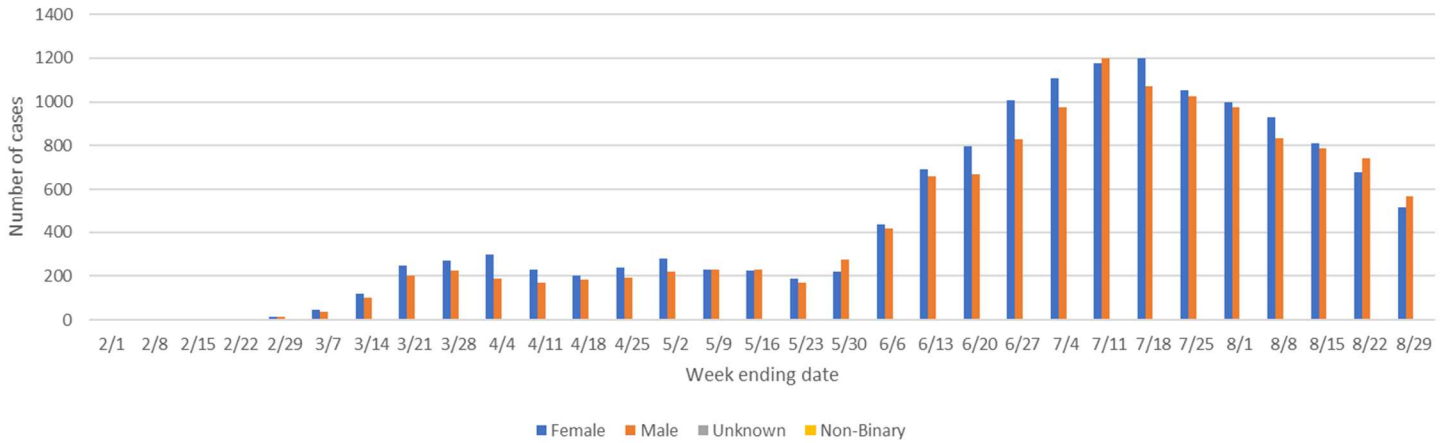
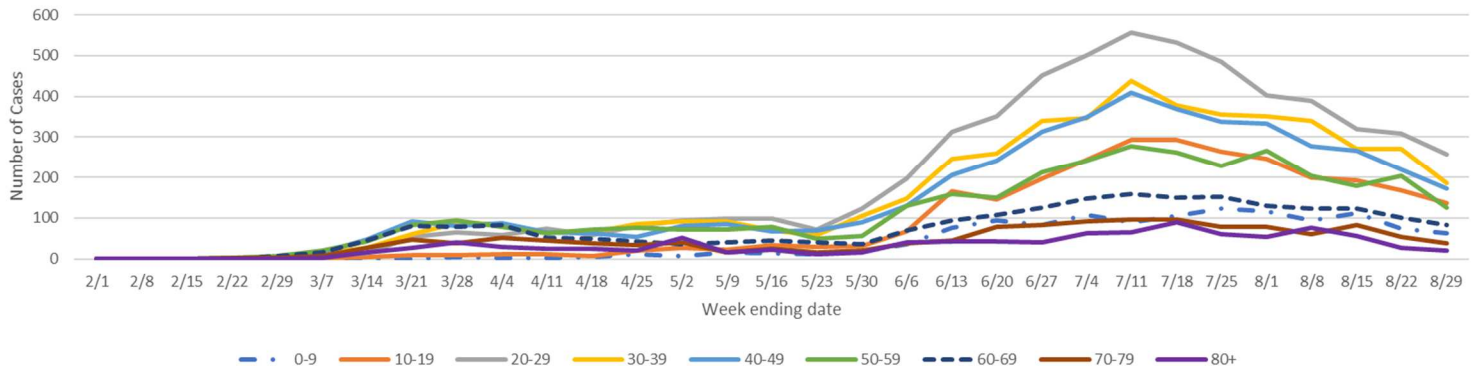


Table 2. Severity and rates of COVID-19 by age group

| Age group     | Cases         | % of total cases | Cases per 100,000 <sup>a</sup> | Hospitalized | % Hospitalized | Deaths     | Case fatality |
|---------------|---------------|------------------|--------------------------------|--------------|----------------|------------|---------------|
| 0-9           | 1,314         | 4.7%             | 273.8                          | 23           | 1.8%           | 0          | 0%            |
| 10-19         | 2,913         | 10.3%            | 586.4                          | 25           | 0.9%           | 0          | 0%            |
| 20-29         | 6,097         | 21.6%            | 1098.0                         | 144          | 2.4%           | 3          | 0.05%         |
| 30-39         | 4,973         | 17.6%            | 859.1                          | 184          | 3.7%           | 4          | 0.08%         |
| 40-49         | 4,641         | 16.5%            | 854.1                          | 262          | 5.6%           | 9          | 0.2%          |
| 50-59         | 3,590         | 12.7%            | 671.0                          | 361          | 10.1%          | 33         | 0.9%          |
| 60-69         | 2,266         | 8.0%             | 420.1                          | 423          | 18.7%          | 79         | 3.5%          |
| 70-79         | 1,372         | 4.9%             | 403.4                          | 434          | 31.6%          | 126        | 9.2%          |
| 80+           | 1,006         | 3.6%             | 600.1                          | 339          | 33.7%          | 228        | 22.7%         |
| Not available | 18            | 0.1%             | -                              | 1            | -              | 0          | 0.0%          |
| <b>Total</b>  | <b>28,190</b> | <b>100.0%</b>    | <b>665.4</b>                   | <b>2,196</b> | <b>7.8%</b>    | <b>482</b> | <b>1.7%</b>   |

<sup>a</sup>Population data were compiled from the 2019 Annual Oregon Population Report, which is produced by the Population Research Center, Portland State University

Figure 8. COVID-19 cases by age group and week of onset



Data are provisional and subject to change.

Page 6 of 31



# COVID-19 Weekly Report

Oregon's Weekly Surveillance Summary  
Novel Coronavirus (COVID-19)



Oregon Public Health Division

Published September 10, 2020

**Table 3. Severity and rates of COVID-19 by race<sup>a</sup>**

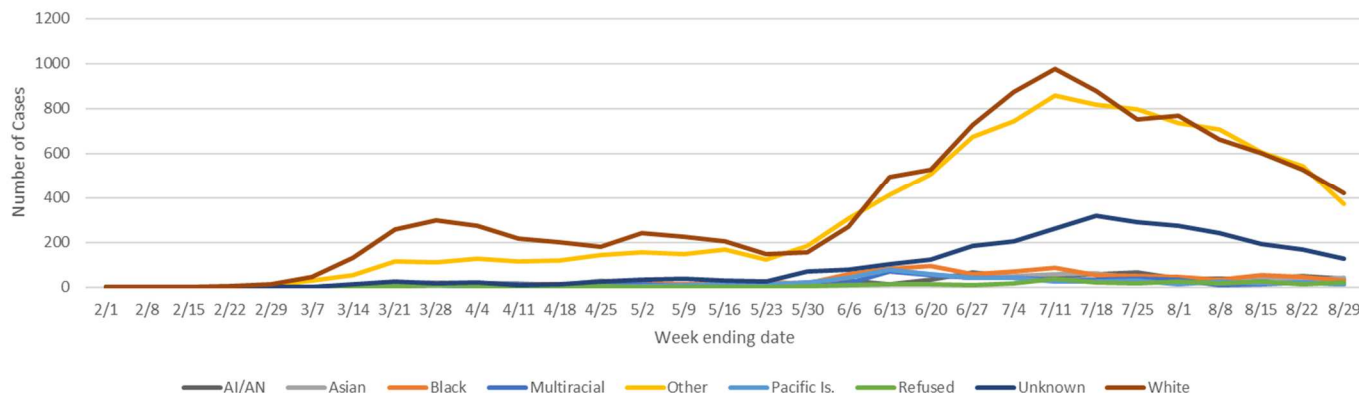
| Race                          | Cases  | % of total cases | Cases per 100,000 <sup>b</sup> | Hospitalized | % Hospitalized | Deaths | Case fatality |
|-------------------------------|--------|------------------|--------------------------------|--------------|----------------|--------|---------------|
| White                         | 11,354 | 40.3%            | 317.5                          | 1177         | 10.4%          | 314    | 2.8%          |
| Black                         | 968    | 3.4%             | 1199.0                         | 90           | 9.3%           | 12     | 1.2%          |
| Asian                         | 696    | 2.5%             | 384.3                          | 86           | 12.4%          | 18     | 2.6%          |
| American Indian/Alaska Native | 808    | 2.9%             | 1657.8                         | 68           | 8.4%           | 10     | 1.2%          |
| Pacific Islander              | 536    | 1.9%             | 3226.6                         | 76           | 14.2%          | 7      | 1.3%          |
| Other                         | 9,871  | 35.0%            | n/a                            | 527          | 5.3%           | 48     | 0.5%          |
| >1 race                       | 525    | 1.9%             | 261.2                          | 27           | 5.1%           | 8      | 1.5%          |
| Not available                 | 3,432  | 12.2%            | n/a                            | 145          | 4.2%           | 65     | 1.9%          |
| Total                         | 28,190 | 100.0%           | 665.4                          | 2,196        | 7.8%           | 482    | 1.7%          |

<sup>a</sup>During the case investigation, people are asked to self-report their race, ethnicity, tribal affiliation, country of origin, or ancestry.

<sup>b</sup>National Center for Health Statistics (NCHS). Estimates of the resident population of the U.S. by year, county, age, bridged race, Hispanic origin, and sex (Vintage 2018). 2) Census Bureau Population Estimates: U.S. Census bureau, Population Division, Annual Estimates of the Resident Population by Age, Sex, Race, and Hispanic Origin for counties (Vintage 2018)

<sup>c</sup>9,622 (97.5%) of the 9,871 persons who identify as "Other" race also self-identify as Hispanic or Latino.

Figure 9. COVID-19 cases by race and week of onset



**Table 4. Severity and rates of COVID-19 by ethnicity**

| Ethnicity     | Case count | % of total cases | Cases per 100,000 <sup>a</sup> | Hospitalized | % Hospitalized | Deaths | Case fatality |
|---------------|------------|------------------|--------------------------------|--------------|----------------|--------|---------------|
| Hispanic      | 11,312     | 40.1%            | 2080.2                         | 618          | 5.5%           | 63     | 0.6%          |
| Non-Hispanic  | 13,506     | 47.9%            | 365.8                          | 1392         | 10.3%          | 333    | 2.5%          |
| Not available | 3,372      | 12.0%            | n/a                            | 186          | 5.5%           | 86     | 2.6%          |
| Total         | 28,190     | 100.0%           | 665.4                          | 2,196        | 7.8%           | 482    | 1.7%          |

<sup>a</sup>National Center for Health Statistics (NCHS). Estimates of the resident population of the US by year, county, age, bridged race, Hispanic origin, and sex (Vintage 2018). 2) Census Bureau Population Estimates: U.S. Census bureau, Population Division, Annual Estimates of the Resident Population by Age, Sex, Race, and Hispanic Origin for counties (Vintage 2018)

# COVID-19 Weekly Report

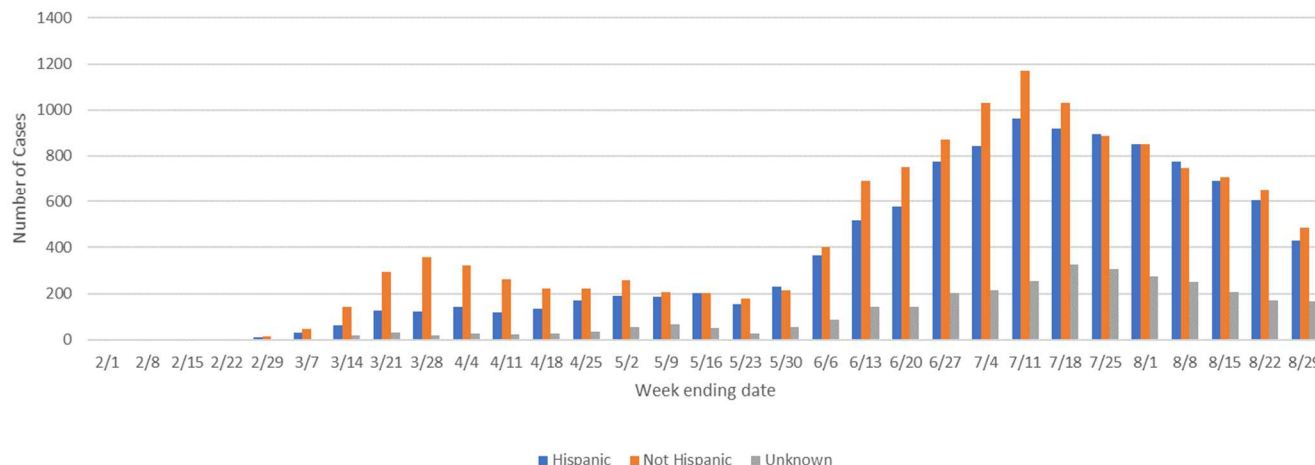
Oregon's Weekly Surveillance Summary  
Novel Coronavirus (COVID-19)



Oregon Public Health Division

Published September 10, 2020

Figure 10. COVID-19 cases by ethnicity and week of onset



## Follow-up

Figure 11 shows the percentage of cases that were called within 24 hours of being reported to public health by race. Figure 12 shows the percentage of cases that were called within 24 hours of being reported to public health by ethnicity. Figure 13 shows the percentage of cases that were interviewed, by race. Figure 14 shows the percentage of cases that were interviewed, by ethnicity.



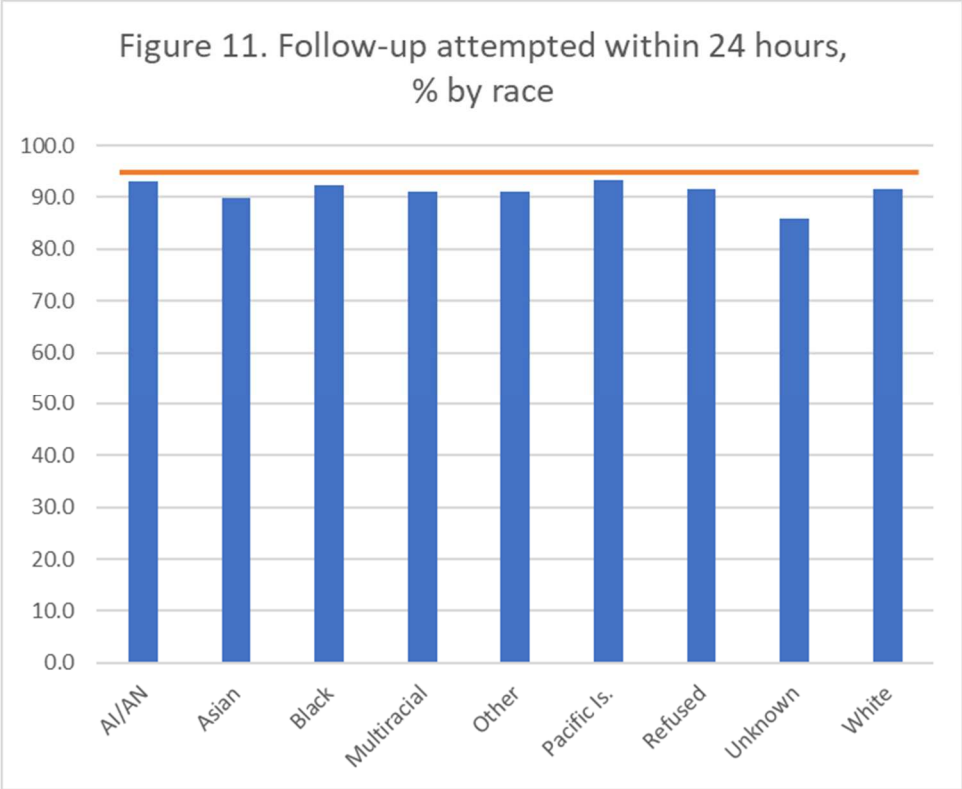
# COVID-19 Weekly Report

Oregon’s Weekly Surveillance Summary  
Novel Coronavirus (COVID-19)



Oregon Public Health Division

Published September 10, 2020



<sup>a</sup> Race and ethnicity data are collected when cases are interviewed. Race and ethnicity data for cases that were not interviewed are abstracted from laboratory reports and medical records if it is available.  
<sup>b</sup> The orange line represents the state metric for timely follow up for all cases: 95%.

# COVID-19 Weekly Report

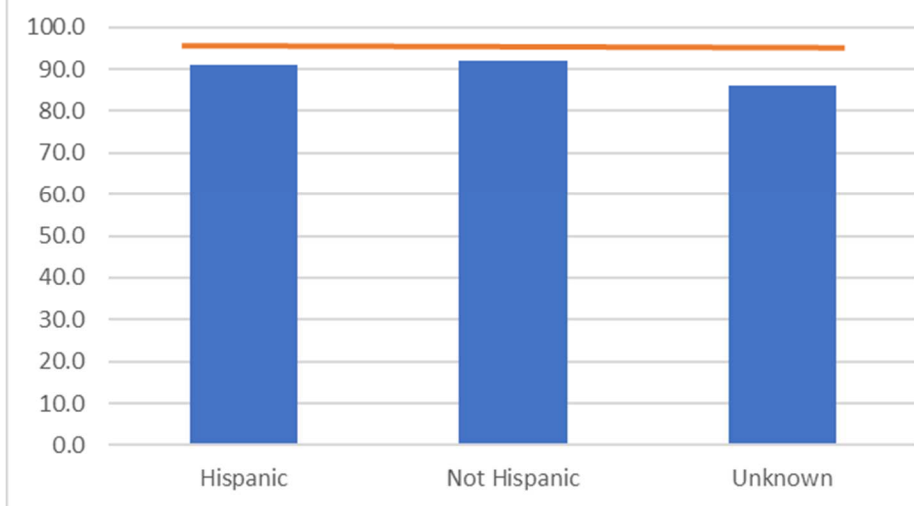
Oregon's Weekly Surveillance Summary  
Novel Coronavirus (COVID-19)



Oregon Public Health Division

Published September 10, 2020

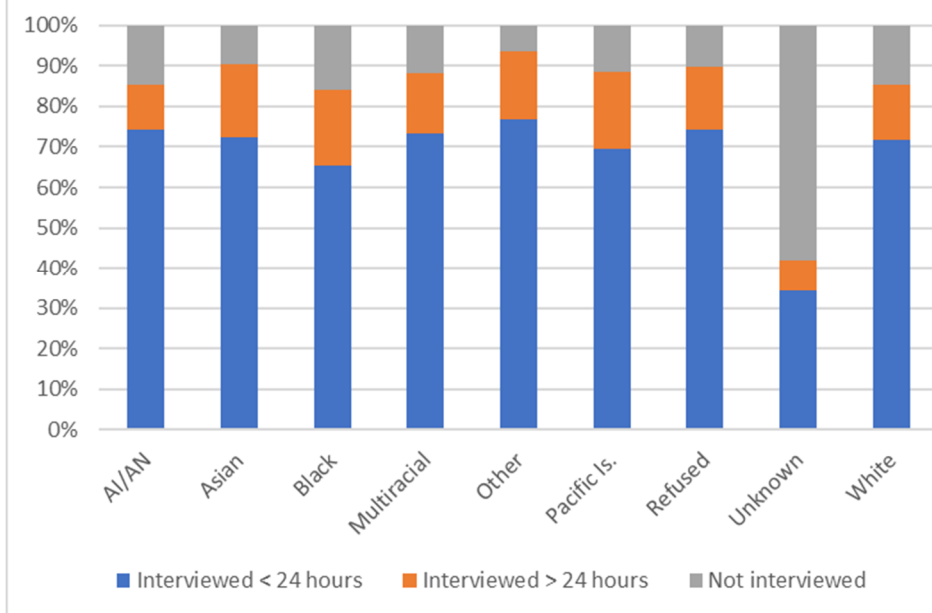
Figure 12. Follow-up attempted within 24 hours, % by ethnicity



<sup>a</sup> Race and ethnicity data are collected when cases are interviewed. Race and ethnicity data for cases that were not interviewed are abstracted from laboratory reports and medical records if it is available.

<sup>b</sup> The orange line represents the state metric for timely follow up for all cases: 95%.

Figure 13. Cases interviewed, by race



<sup>a</sup> Race and ethnicity data are collected when cases are interviewed. Race and ethnicity data for cases that were not interviewed are abstracted from laboratory reports and medical records if it is available.

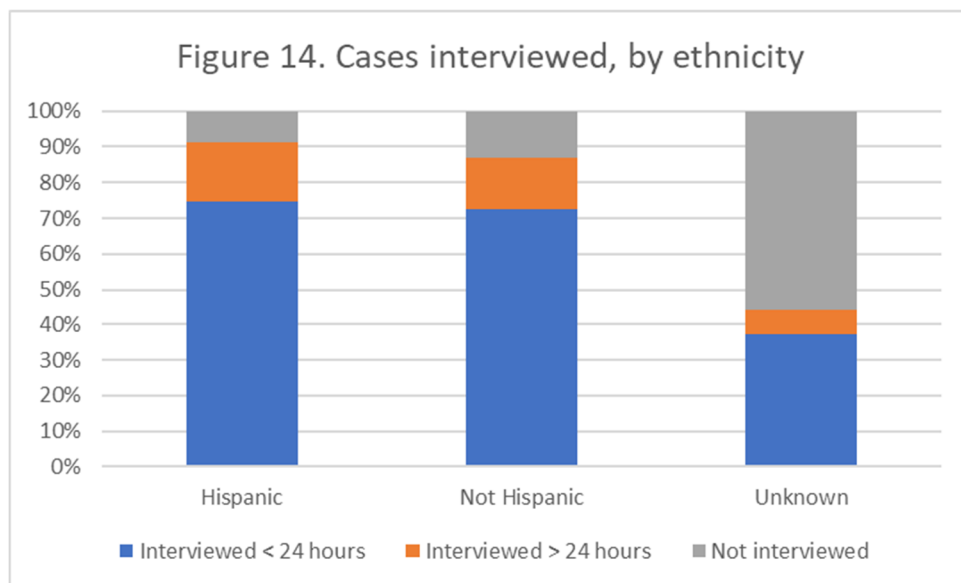
# COVID-19 Weekly Report

Oregon's Weekly Surveillance Summary  
Novel Coronavirus (COVID-19)



Oregon Public Health Division

Published September 10, 2020



<sup>a</sup> Race and ethnicity data are collected when cases are interviewed. Race and ethnicity data for cases that were not interviewed are abstracted from laboratory reports and medical records if it is available.

## Recovery

OHA staff periodically call people with reported COVID-19 who experienced fever, cough, shortness of breath or diarrhea and were initially interviewed before May 1, when OHA changed its definition of recovery, to inquire about resolution of symptoms. This group includes 1,884 people who were all diagnosed before mid-April and have not succumbed to their illness. Among these, 1,682 (88.8%) are considered to have recovered, and a recovery date is available for 1,387 people; their time to recovery is depicted in Figure 15. Of these 1,884 people, 16 (0.8%), have not yet recovered; and recovery status is not available for 186 (9.8%). People are assumed to have recovered three days after resolution of all symptoms. The median time to recovery among non-hospitalized symptomatic cases is 20 days (interquartile range: 15–29 days); among symptomatic cases who were hospitalized it is 26 days (interquartile range: 18–37 days).

# COVID-19 Weekly Report

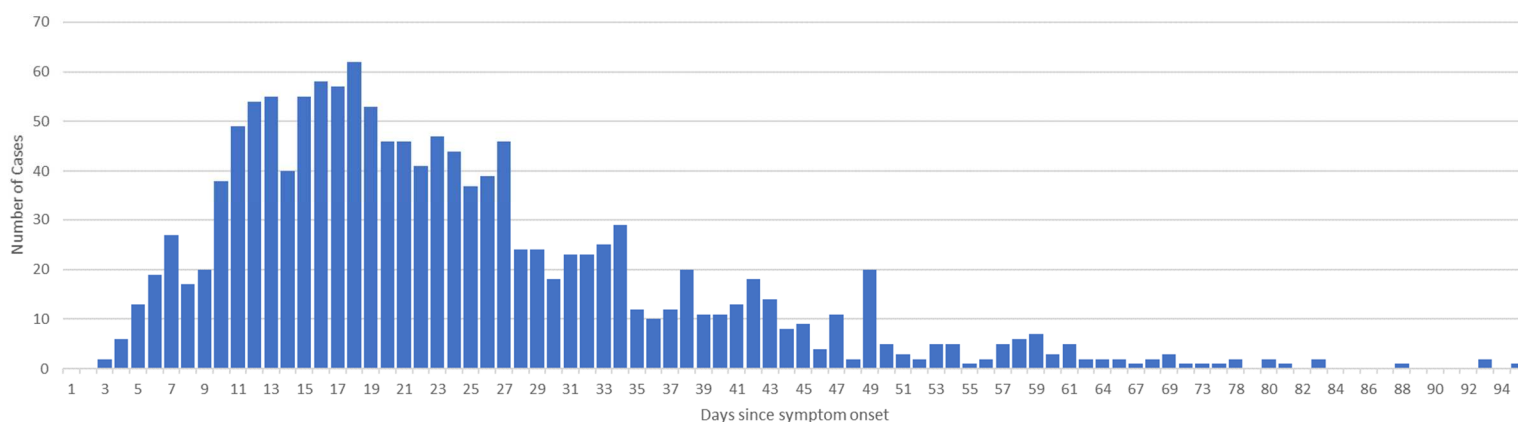
Oregon's Weekly Surveillance Summary  
Novel Coronavirus (COVID-19)



Oregon Public Health Division

Published September 10, 2020

Figure 15. Time to recovery\* among symptomatic people\*\* with confirmed COVID-19 (n=1,387)



\*Three days after reported resolution of diarrhea, cough, shortness of breath and fever.

\*\* Includes cases who were interviewed about their date of recovery before a change in recovery definition on May

## Weekly Care Facility, Senior Living Communities and Congregate Living Settings Report

OHA is publishing data on cases and deaths in care facilities, senior living communities, and congregate living settings that have three or more confirmed COVID-19 cases or one or more deaths (Table 5). Facilities with outbreaks that are considered resolved are moved to the closed outbreak list (Table 6). An outbreak is considered resolved if no new cases are identified for 28 days after the last case onset. Facilities will be removed from the closed outbreak list after 56 days. This list does not include correctional facilities.

In addition to the facilities listed, OHA is aware of 32 congregate settings of five or fewer beds that have three or more confirmed COVID-19 cases or one or more deaths. Because foster homes typically have relatively few residents, OHA follows the Oregon Department of Human Services practice in not naming these locations to protect patient privacy.

To date, there has been one death of a staff person who worked in a congregate care setting from COVID-19. To protect patient privacy, OHA does not report employee deaths by workplace or other potentially identifying information. Similar information will be released in the future in weekly reports only if OHA determines that such information, in addition to other information it releases, and information released by other agencies, like the Centers for Medicaid and Medicare Services, cannot be used to identify an individual.

**Table 5. Active outbreaks in care facilities, senior living communities and congregate living settings with three or more confirmed COVID-19 cases or one or more COVID-19 related deaths (n=46)**

| Facility name              | County    | First reported | Total cases <sup>a</sup> | Total deaths <sup>a</sup> |
|----------------------------|-----------|----------------|--------------------------|---------------------------|
| Arcadia Senior Living      | Multnomah | 06/16/2020     | 11                       | 1                         |
| The Springs at Wilsonville | Clackamas | 06/18/2020     | 13                       | 0                         |
| Guardian Angel Homes       | Umatilla  | 06/26/2020     | 18                       | 1                         |
| Monterey Court             | Clackamas | 07/07/2020     | 22                       | 5                         |
| Regency Hermiston          | Umatilla  | 07/13/2020     | 97                       | 14                        |

Data are provisional and subject to change.

# COVID-19 Weekly Report

Oregon's Weekly Surveillance Summary  
Novel Coronavirus (COVID-19)



Oregon Public Health Division

Published September 10, 2020

|  |            |            |     |    |
|--|------------|------------|-----|----|
| Sun Terrace                                  | Umatilla   | 07/15/2020 | 10  | 2  |
| Miramount Point Assisted Living              | Clackamas  | 07/19/2020 | 10  | 0  |
| Terwilliger Plaza                            | Multnomah  | 07/21/2020 | 8   | 0  |
| Touchmark in the West Hills                  | Washington | 07/22/2020 | 4   | 0  |
| Farmington Square Beaverton                  | Washington | 07/23/2020 | 14  | 1  |
| Regency Park                                 | Washington | 07/23/2020 | 22  | 1  |
| St. Andrews Memory Care                      | Multnomah  | 07/23/2020 | 19  | 0  |
| The Springs at Tanasbourne                   | Washington | 07/26/2020 | 6   | 1  |
| Tierra Rose Care Center                      | Marion     | 07/28/2020 | 12  | 0  |
| Emerson House                                | Multnomah  | 07/29/2020 | 42  | 4  |
| Parkland Village                             | Yamhill    | 07/30/2020 | 4   | 1  |
| The Taft House                               | Multnomah  | 07/30/2020 | 5   | 0  |
| Creekside Rehabilitation and Nursing         | Multnomah  | 08/01/2020 | 47  | 5  |
| Avamere Crestview of Portland                | Multnomah  | 08/01/2020 | 29  | 2  |
| Murray Highland Memory Care                  | Washington | 08/01/2020 | 34  | 5  |
| Prestige Senior Living Orchard Heights       | Polk       | 08/03/2020 | 3   | 0  |
| Morning Star Assisted Living and Memory Care | Washington | 08/04/2020 | 20  | 8  |
| French Prairie Nursing and Rehab             | Marion     | 08/05/2020 | 42  | 4  |
| Life Care Rehabilitation                     | Yamhill    | 08/07/2020 | 21  | 1  |
| Meadowbrook Place                            | Baker      | 08/09/2020 | 17  | 2  |
| Maryville                                    | Washington | 08/09/2020 | 29  | 0  |
| Country Meadows                              | Marion     | 08/10/2020 | 8   | 0  |
| Gracelen Terrace                             | Multnomah  | 08/10/2020 | 11  | 0  |
| Ashley Manor Hermiston                       | Umatilla   | 08/13/2020 | 13  | 0  |
| Lancaster Village                            | Marion     | 08/13/2020 | 7   | 1  |
| Marquis Hope Village                         | Clackamas  | 08/13/2020 | 4   | 0  |
| Marquis Mill Park Post Acute Rehab           | Multnomah  | 08/14/2020 | 3   | 0  |
| Mary's Woods                                 | Clackamas  | 08/15/2020 | 5   | 0  |
| Providence Benedictine Mt. Angel             | Marion     | 08/17/2020 | 7   | 0  |
| Springs Clackamas Woods                      | Clackamas  | 08/20/2020 | 3   | 0  |
| Redwood Heights                              | Marion     | 08/22/2020 | 5   | 0  |
| Windsor Health and Rehab                     | Marion     | 08/24/2020 | 3   | 0  |
| Evergreen Memory Care Facility               | Lane       | 08/25/2020 | 37  | 5  |
| Sweet Bye n Bye                              | Marion     | 08/27/2020 | 3   | 0  |
| Prestige Care Milwaukie                      | Clackamas  | 08/31/2020 | 3   | 0  |
| Avamere at Sandy                             | Clackamas  | 08/31/2020 | 4   | 0  |
| Melody Court Memory Care                     | Multnomah  | 09/05/2020 | 7   | 0  |
| Total  | -          | -          | 682 | 64 |

<sup>a</sup>Case and death counts include all cases and deaths associated with the outbreak (e.g., staff, residents, close contacts)

# COVID-19 Weekly Report

Oregon's Weekly Surveillance Summary  
Novel Coronavirus (COVID-19)



Oregon Public Health Division

Published September 10, 2020

**Table 6. Recently resolved outbreaks in care facilities, senior living communities and congregate living settings with three or more confirmed COVID-19 cases or one or more COVID-19 related death (n=43)**

| Facility name                               | County     | First reported | Total cases <sup>a</sup> | Total deaths <sup>a</sup> |
|---|------------|----------------|--------------------------|---------------------------|
| Parkview Christian Assisted Living          | Multnomah  | 5/4/2020       | 11                       | 1                         |
| Brookdale River Valley - Tualatin           | Clackamas  | 6/3/2020       | 12                       | 0                         |
| Mcloughlin Place                            | Clackamas  | 6/12/2020      | 29                       | 3                         |
| Avamere Rehabilitation of Newport           | Lincoln    | 6/15/2020      | 51                       | 7                         |
| Hidden Lakes Independent Living             | Marion     | 6/18/2020      | 7                        | 1                         |
| Laurelhurst Village Rehabilitation          | Multnomah  | 6/18/2020      | 4                        | 1                         |
| The Pearl at Kruze Way                      | Clackamas  | 6/23/2020      | 9                        | 0                         |
| Farmington Square Salem Assisted Living     | Marion     | 6/23/2020      | 34                       | 8                         |
| Hawthorne Gardens                           | Multnomah  | 6/24/2020      | 26                       | 4                         |
| Brookdale Assisted Living                   | Malheur    | 6/25/2020      | 37                       | 5                         |
| Avamere Rehabilitation of Beaverton         | Clackamas  | 6/23/2020      | 8                        | 0                         |
| Hillside Independent Living                 | Yamhill    | 6/30/2020      | 12                       | 0                         |
| EmpRes Hillsboro Health and Rehab Center    | Washington | 7/1/2020       | 25                       | 0                         |
| Gresham Post Acute Care & Rehab             | Multnomah  | 7/6/2020       | 3                        | 0                         |
| Capitol Manor                               | Polk       | 7/6/2020       | 9                        | 0                         |
| Cedar Village                               | Marion     | 7/9/2020       | 3                        | 0                         |
| Marquis Mt. Tabor                           | Multnomah  | 7/9/2020       | 7                        | 0                         |
| Avamere Rehabilitation of Coos Bay          | Coos       | 7/10/2020      | 5                        | 0                         |
| Mt Bachelor Memory Care                     | Deschutes  | 7/11/2020      | 68                       | 8                         |
| West Hills Health and Rehabilitation        | Multnomah  | 7/13/2020      | 3                        | 0                         |
| Hood River Care Center                      | Hood River | 7/13/2020      | 4                        | 0                         |
| Mountain Park Memory Care                   | Clackamas  | 7/14/2020      | 34                       | 4                         |
| Dorian Place Assisted Living                | Malheur    | 7/15/2020      | 23                       | 3                         |
| Brookdale Wilsonville                       | Clackamas  | 7/8/2020       | 7                        | 1                         |
| The Suites Assisted Living                  | Josephine  | 7/19/2020      | 3                        | 0                         |
| Bend Transitional Care                      | Deschutes  | 7/19/2020      | 3                        | 0                         |
| Forest Grove Rehabilitation and Care Center | Washington | 7/19/2020      | 4                        | 0                         |
| Wellsprings Assisted Facility               | Malheur    | 7/20/2020      | 4                        | 1                         |
| Tabor Crest                                 | Multnomah  | 7/20/2020      | 24                       | 3                         |
| Friendship Health Center                    | Multnomah  | 7/21/2020      | 4                        | 0                         |
| Harold Schnitzer Center for Living          | Multnomah  | 7/24/2020      | 4                        | 0                         |



# COVID-19 Weekly Report

Oregon's Weekly Surveillance Summary  
Novel Coronavirus (COVID-19)



Oregon Public Health Division

Published September 10, 2020

|                                       |            |            |     |    |
|---------------------------------------|------------|------------|-----|----|
| Marquis Forest Grove Assisted Living  | Washington | 7/28/2020  | 8   | 0  |
| Laurel Parc Bethany Village           | Washington | 7/29/2020  | 6   | 0  |
| Avamere Rehabilitation of Oregon City | Clackamas  | 7/30/2020  | 3   | 0  |
| Waterford Grand                       | Lane       | 07/30/2020 | 3   | 0  |
| Pear Valley Senior Living             | Jackson    | 07/30/2020 | 4   | 0  |
| Rock of Ages                          | Yamhill    | 07/30/2020 | 38  | 2  |
| Hillside Place                        | Lincoln    | 07/30/2020 | 26  | 4  |
| Dallas Retirement Village             | Polk       | 07/31/2020 | 5   | 2  |
| O'hara's Manor                        | Multnomah  | 07/31/2020 | 30  | 2  |
| Silver Creek Senior Living            | Marion     | 08/05/2020 | 4   | 0  |
| Regency Village Prineville            | Crook      | 08/08/2020 | 7   | 0  |
| Riverside Manor                       | Malheur    | 08/21/2020 | 3   | 1  |
| Total                                 | -          | -          | 614 | 61 |

<sup>a</sup>Case and death counts include all cases and deaths associated with the outbreak (e.g., staff, residents, close contacts)

## Weekly Workplace Outbreak Report

OHA is publishing data on cases in workplace outbreaks. Given a cluster of cases in space and time, within plausible incubation periods for the pathogen, OHA epidemiologists will consider cases to be related—i.e., part of a workplace outbreak—unless a more likely alternative source for acquisition is identified. Any suspected workplace outbreak is required to be reported to the local public health authority (see OAR 333-018-015). Local health department and tribal partners investigate to identify workplace outbreaks. This list of outbreaks will be updated as investigations continue, and we learn about epidemiologic links between cases. This list may not reflect all the workplace outbreaks in Oregon.

To protect privacy, OHA is only reporting workplace outbreaks with five or more cases and only for workplaces with at least 30 workers. If more than 50% of the workers are COVID-19 cases, specific case numbers will not be reported. Case counts include all persons linked to the outbreak, which may include household members and other close contacts. The list below includes active workplace outbreaks (Table 7), meaning that there has been a case within the past 28 days. Outbreaks that are resolved are moved to a separate table of resolved outbreaks (Table 8). Outbreaks are removed from the closed outbreak list after 56 days.

The presence of correctional facilities and food packing and agricultural worksites on this list highlights the challenges of controlling COVID-19 in settings where people must work or live in proximity. People of color are overrepresented in agricultural and correctional settings, contributing to the higher rates of COVID-19 observed in these groups. OHA publishes these data in response to public request, but with some concern that workers or staff members at these workplaces might be subject to discrimination.

State and local public health officials work intensively with staff at workplaces where outbreaks are identified to isolate sick workers, test and quarantine those who have been exposed and implement workplace changes to reduce risk of transmission. Unless otherwise noted, public health officials have determined that these workplaces, their workers and their products do not pose significant risk to the public. Workers of a business with a workplace outbreak should never be subjected to discrimination or excluded from patronizing other

# COVID-19 Weekly Report

Oregon's Weekly Surveillance Summary  
Novel Coronavirus (COVID-19)



Oregon Public Health Division

Published September 10, 2020

businesses. In fact, discriminating against workers or avoiding products might jeopardize the economic viability of essential local businesses.

Employers can support their workers with policies that ensure that ill workers are not in the workplace and are not penalized for taking sick leave. Employers should ensure that workers are aware of and understand these policies.

Eight COVID-19 deaths have been associated with the workplace outbreaks below. To protect patient privacy, OHA does not report employee deaths by workplace.

**Table 7. Active workplace outbreaks with five or more confirmed COVID-19 cases (n=74)**

| Workplace                               | Address                                   | County <sup>a</sup> | Investigation start date | Most recent onset | Total cases |
|---|---|---------------------|--------------------------|-------------------|-------------|
| Snake River Correctional Institution    | 777 Stanton Blvd, Ontario, OR 97914       | Malheur             | 6/24/2020                | 9/2/2020          | 368         |
| Eastern Oregon Correctional Institution | 2500 Westgate, Pendleton, OR 97801        | Umatilla            | 7/8/2020                 | 9/3/2020          | 293         |
| Lamb Weston                             | 78153 Westland Road, Hermiston, OR 97838  | Umatilla            | 6/16/2020                | 8/25/2020         | 184         |
| Shearer's Foods                         | 78035 Highway 207, Hermiston, OR 97838    | Umatilla            | 6/26/2020                | 8/29/2020         | 71          |
| Two Rivers Correctional Institution     | 82911 Beach Access Rd, Umatilla, OR 97882 | Umatilla            | 6/24/2020                | 9/2/2020          | 70          |
| Walmart Distribution Center             | 2650 US-395, Hermiston, OR 97838          | Umatilla            | 6/30/2020                | 8/21/2020         | 62          |
| Lamb Weston East                        | 750 Columbia Ave NE, Boardman, OR 97818   | Morrow              | 7/13/2020                | 8/28/2020         | 59          |
| Amazon Troutdale                        | 1250 NW Swigert Rd, Troutdale, OR 97060   | Multnomah           | 5/21/2020                | 9/1/2020          | 59          |
| Atkinson Staffing                       | 80796 N Highway 395, Hermiston, OR 97838  | Umatilla            | 6/18/2020                | 8/21/2020         | 57          |
| Walmart                                 | 1350 N 1st St, Hermiston, OR 97838        | Umatilla            | 7/9/2020                 | 8/20/2020         | 55          |
| Salem Hospital                          | 890 Oak Street SE, Salem, OR 97301        | Marion              | 5/27/2020                | 8/31/2020         | 42          |
| J. Frank Schmidt & Son Co.              | 9500 SE 327th Ave, Boring, OR 97009       | Clackamas           | 7/28/2020                | 9/2/2020          | 42          |
| Good Shepherd Hospital                  | 610 NW 11th St, Hermiston, OR 97838       | Umatilla            | 7/16/2020                | 9/2/2020          | 41          |
| Lamb Weston Boardman Pac Center         | 730 Columbia Ave NE, Boardman OR 97818    | Morrow              | 7/1/2020                 | 8/29/2020         | 41          |
| Milgard Windows and Doors               | 20789 SW 115th Ave, Tualatin, OR 97062    | Washington          | 8/21/2020                | 9/1/2020          | 39          |
| Hill Meat Company                       | 1503 NW 50th Street, Pendleton, OR 97801  | Umatilla            | 6/26/2020                | 8/13/2020         | 34          |
| Smith Frozen Foods, Inc.                | 101 E Depot St, Weston, OR 97886          | Umatilla            | 7/24/2020                | 8/23/2020         | 33          |
| McDonalds                               | 1320 N 1St, Hermiston, OR 97838           | Umatilla            | 7/21/2020                | 8/25/2020         | 33          |
| Amy's Kitchen                           | 441 W Antelope Rd, White City, OR 97503   | Jackson             | 7/28/2020                | 8/28/2020         | 33          |
| Amazon Aumsville                        | 4775 Depot Ct SE, Salem, OR 97317         | Marion              | 5/21/2020                | 8/20/2020         | 31          |
| Teeny Foods                             | 3434 NE 170th way, Gresham OR 97230       | Multnomah           | 6/8/2020                 | 8/15/2020         | 30          |

Data are provisional and subject to change.

Page 16 of 31

# COVID-19 Weekly Report

Oregon's Weekly Surveillance Summary  
Novel Coronavirus (COVID-19)



Oregon Public Health Division

Published September 10, 2020

|                            |   |            |           |           |    |
|----------------------------|---|------------|-----------|-----------|----|
| Lamb Weston West           | 600 Columbia Ave NW, Boardman, OR 97818         | Morrow     | 7/28/2020 | 8/31/2020 | 28 |
| Independent Transport LLC  | 207 NW 1st St, Boardman, OR 97818               | Morrow     | 7/28/2020 | 8/31/2020 | 26 |
| Classic Manufacturing      | 9325 SW Barber St, Wilsonville, OR 97206        | Clackamas  | 7/28/2020 | 8/31/2020 | 25 |
| Threemile Canyon Farms     | 75906 Threemile Rd, Boardman, OR 97818          | Morrow     | 6/30/2020 | 9/2/2020  | 25 |
| Port of Morrow Warehousing | 73336 Lewis and Clark Dr, Boardman, OR 97818    | Morrow     | 8/1/2020  | 8/26/2020 | 22 |
| MJ's Labor Services        | 81822 North S Hwy 395, Hermiston, OR 97838      | Umatilla   | 7/11/2020 | 8/24/2020 | 20 |
| The Kraft Heinz Company    | 175 NE 6th Ave, Ontario, OR 97914               | Malheur    | 6/15/2020 | 8/27/2020 | 19 |
| Si Casa Express            | 502 Union Ave, Grants Pass, OR 97527            | Josephine  | 8/10/2020 | 8/17/2020 | 19 |
| River Point Farms          | 34075 E. Walls Road, Hermiston, OR 97838        | Umatilla   | 7/16/2020 | 8/13/2020 | 18 |
| Imperfect Foods            | 16800 SE Evelyn St Ste 104, Clackamas, OR 97015 | Clackamas  | 6/30/2020 | 8/19/2020 | 18 |
| Oregon Potato Company      | 650 Columbia Ave NE, Boardman, OR 97818         | Morrow     | 6/26/2020 | 8/24/2020 | 17 |
| Carlton Farms              | 10600 NW Westside Rd, Carlton, OR 97111         | Yamhill    | 7/19/2020 | 8/22/2020 | 17 |
| Oregon State Hospital      | 2600 Center St NE, Salem, OR 97301              | Marion     | 7/13/2020 | 9/2/2020  | 17 |
| Pacific Seafood            | 16797 SE 130th Ave, Clackamas, OR 97015         | Clackamas  | 7/29/2020 | 8/30/2020 | 14 |
| Beaverton Toyota           | 4300 SW Murray Blvd, Beaverton, OR 97005        | Washington | 8/27/2020 | 9/2/2020  | 14 |
| Gingerich Farms            | 29995 S Elisha Rd, Canby, OR 97013              | Clackamas  | 8/18/2020 | 8/31/2020 | 13 |
| Timber Products Company    | 25 E McAndrews Rd, Medford, OR 97501            | Jackson    | 8/19/2020 | 8/22/2020 | 12 |
| Home Depot                 | 300 W Harper Rd, Hermiston, OR 97838            | Umatilla   | 7/24/2020 | 8/31/2020 | 12 |
| BasX Solutions             | 3500 SW 21st Pl, Redmond, OR 97756              | Deschutes  | 8/15/2020 | 8/20/2020 | 11 |
| Boardman Foods Inc.        | 71320 Columbia Blvd, Boardman, OR 97818         | Morrow     | 7/12/2020 | 9/1/2020  | 11 |
| Interfor                   | 15555 S Hwy 211, Molalla, OR 97038              | Clackamas  | 7/10/2020 | 8/21/2020 | 10 |
| Norpac                     | 4755 Brooklake Rd NE, Salem, OR 97302           | Marion     | 8/8/2020  | 8/14/2020 | 9  |
| Keystone RV Company        | 3000 Westgate, Pendleton, OR 97801              | Umatilla   | 8/5/2020  | 8/25/2020 | 9  |
| ESCO Group LLC             | 2770 NW Yeon Ave, Portland, OR 97210            | Multnomah  | 8/16/2020 | 8/17/2020 | 9  |
| J & J Snack Foods          | 103 E Depot St, Weston, OR 97886                | Umatilla   | 7/30/2020 | 9/1/2020  | 9  |
| Inn at Spanish Head        | 4009 SW Hwy 101, Lincoln City, OR 97367         | Lincoln    | 8/20/2020 | 8/20/2020 | 9  |
| Precision Cast Parts       | 5001 SE Johnson Creek Blvd, Portland, OR 97222  | Clackamas  | 7/19/2020 | 8/22/2020 | 8  |

# COVID-19 Weekly Report

Oregon's Weekly Surveillance Summary  
Novel Coronavirus (COVID-19)



Oregon Public Health Division

Published September 10, 2020

|  |   |            |           |           |   |
|--|---|------------|-----------|-----------|---|
| SDLA Courier Service                   | 15000 N Lombard St, Portland, OR 97203        | Multnomah  | 8/4/2020  | 8/19/2020 | 8 |
| BrucePac                               | 380 S Pacific Hwy, Woodburn, OR 97071         | Marion     | 6/4/2020  | 8/17/2020 | 8 |
| Columbia River Dairy                   | 66653 Taggares Ln, Boardman, OR 97818         | Morrow     | 7/31/2020 | 8/13/2020 | 7 |
| Pacific Ag                             | 2995 S First St, Hermiston, OR 97838          | Umatilla   | 7/29/2020 | 8/25/2020 | 7 |
| Ezequiel Labor Contracting             | 320 N Pacific Hwy #130, Woodburn, OR 97071    | Marion     | 7/3/2020  | 8/28/2020 | 7 |
| Pacific Furniture Industries           | 21249 SW 115th Ave, Tualatin, OR 97062        | Washington | 8/27/2020 | 8/17/2020 | 7 |
| Pacific Coast Fruit                    | 201 NE 2nd Ave Ste 100, Portland, OR 97232    | Multnomah  | 6/22/2020 | 9/3/2020  | 7 |
| Ascentron                              | 994 Antelope Rd, White City, OR 97503         | Jackson    | 8/24/2020 | 8/26/2020 | 7 |
| Westside Drywall                       | 2755 Pacific Hwy, Hubbard, OR 97032           | Marion     | 8/21/2020 | 8/29/2020 | 7 |
| General Sheet Metal Works              | 16345 SE Evelyn St, Clackamas, OR 97015       | Clackamas  | 8/30/2020 | 9/1/2020  | 7 |
| Don Pancho Authentic Mexican Food Work | 3060 Industrial Way NE, Salem, OR 97301       | Marion     | 7/19/2020 | 9/1/2020  | 7 |
| Rosauers Supermarkets                  | 1867 12th St, Hood River, OR 97031            | Hood River | 8/13/2020 | 8/13/2020 | 6 |
| Surf Tides Resort                      | 2945 NW Jetty Ave, Lincoln City, OR 97367     | Lincoln    | 8/8/2020  | 8/14/2020 | 6 |
| Domino's Pizza                         | 10586 SE 32nd Ave, Milwaukie, OR 97222        | Clackamas  | 8/13/2020 | 8/17/2020 | 6 |
| Willamette Valley Fruit Company        | 2994 82nd Ave NE, Salem, OR 97305             | Marion     | 8/4/2020  | 8/19/2020 | 6 |
| Willamette Valley Pie Company          | 1651 Eska Way, Silverton, OR 97381            | Marion     | 8/9/2020  | 8/19/2020 | 6 |
| Amalgamated Sugar                      | 105 E Main Street, Nyssa, OR 97913            | Malheur    | 8/21/2020 | 8/26/2020 | 6 |
| Kaiser Permanente Lancaster            | 2400 Lancaster Dr NE, Salem, OR 97305         | Marion     | 7/19/2020 | 8/28/2020 | 6 |
| Marion Ag Service, Inc                 | 7746 St Paul Hwy, St Paul, OR 97137           | Marion     | 8/26/2020 | 9/2/2020  | 6 |
| Lead Point Business Services           | 16810 SE 120th Ave, Clackamas, OR 97015       | Clackamas  | 7/31/2020 | 8/18/2020 | 5 |
| Goschie Farms                          | 7365 Meridian Rd NE, Silverton, OR 97381      | Marion     | 8/26/2020 | 8/23/2020 | 5 |
| Chipotle Mexican Grill                 | 2048 NE Stucki Rd, Hillsboro, OR 97124        | Washington | 8/30/2020 | 8/24/2020 | 5 |
| Ranch and Home                         | 2500 S Hwy 395, Hermiston, OR 97838           | Umatilla   | 9/3/2020  | 8/25/2020 | 5 |
| West Coast Metals                      | 17401 NE Halsey St, Ste B, Portland, OR 97230 | Multnomah  | 8/29/2020 | 8/30/2020 | 5 |
| Pacific Seafood                        | 63501 Boat Basin Rd, Charleston, OR 97420     | Coos       | 8/26/2020 | 8/31/2020 | 5 |
| Dennis Uniform                         | 135 SE Hawthorne Blvd, Portland, OR 97214     | Multnomah  | 8/11/2020 | 8/31/2020 | 5 |

<sup>a</sup>County of workplace. COVID-19 cases may reside in multiple counties.

**Table 8. Recently resolved workplace outbreaks with five or more confirmed COVID-19 cases (n=58)**

Data are provisional and subject to change.

# COVID-19 Weekly Report

Oregon's Weekly Surveillance Summary  
Novel Coronavirus (COVID-19)



Oregon Public Health Division

Published September 10, 2020

| Workplace                            | Address   | County <sup>a</sup> | Investigation start date | Most recent onset | Total cases |
|--------------------------------------|---|---------------------|--------------------------|-------------------|-------------|
| Pacific Seafood                      | 213 SW Bay Blvd, Newport, OR 97365                  | Lincoln             | 6/2/2020                 | 7/26/2020         | 187         |
| Oregon State Penitentiary            | 2605 State St, Salem, OR 97310                      | Marion              | 4/2/2020                 | 7/22/2020         | 185         |
| Bob's Red Mill                       | 5000 SE International Way, Milwaukie, OR 97222      | Clackamas           | 5/27/2020                | 7/23/2020         | 64          |
| Columbia River Processing (TCCA)     | 79588 Rippe Rd, Boardman, OR 97013                  | Morrow              | 6/16/2020                | 8/12/2020         | 39          |
| Pan American Berry Growers           | 6826 55th Ave NE, Salem, 97305                      | Marion              | 7/30/2020                | 8/7/2020          | 31          |
| Norris Blueberry Farms               | 13900 Garden Valley Road, Roseburg, OR 97471        | Douglas             | 6/25/2020                | 7/30/2020         | 27          |
| Columbia Basin Onion                 | 78727 Westland Rd, Hermiston, OR, 97838             | Umatilla            | 8/1/2020                 | 8/8/2020          | 26          |
| Oregon Harvesting Inc.               | 11335 SW Hillsboro Hwy, Hillsboro, OR 97123         | Washington          | 6/25/2020                | 7/20/2020         | 21          |
| Mary's Harvest Fresh Foods           | 2705 NE Argyle St, Portland, OR 97211               | Multnomah           | 6/17/2020                | 7/16/2020         | 20          |
| Coca Cola Enterprises                | 9750 SW Barber St, Wilsonville, OR 97070            | Clackamas           | 7/25/2020                | 8/2/2020          | 20          |
| Norpac                               | 2498 Madrona Ave SE, Salem, OR 97301                | Marion              | 6/5/2020                 | 8/3/2020          | 18          |
| Asante Rogue Regional Medical Center | 2825 E Barnett Rd, Medford, OR 97504                | Jackson             | 7/8/2020                 | 8/1/2020          | 17          |
| Azure Standard                       | 500 Azure Ln, Moro, OR 97039                        | Sherman             | 5/31/2020                | 8/1/2020          | 17          |
| Mission Linens                       | 1331 NE 1st St, Bend, OR 97701                      | Deschutes           | 8/3/2020                 | 8/9/2020          | 15          |
| Stahlbush farms                      | 3122 SE Stahlbush Island Farms, Corvallis, OR 97333 | Linn                | 7/30/2020                | 8/10/2020         | 15          |
| Orchard View Farms                   | 4055 Skyline Rd, The Dalles, OR 97058               | Wasco               | 6/15/2020                | 7/27/2020         | 14          |
| The Tofurky Company                  | 602 Anchor Way, Hood River, OR 97031                | Hood River          | 7/4/2020                 | 7/29/2020         | 14          |
| A&K Design                           | 8564 NE Alderwood Rd, Portland, OR 97220            | Multnomah           | 7/8/2020                 | 7/22/2020         | 12          |
| Pacific Pine and Products            | 17634 US 395, Lakeview, OR 97630                    | Lake                | 6/26/2020                | 7/20/2020         | 12          |
| Unger Farms                          | 6540 SW Iowa Hill Road, Cornelius, OR 97113         | Washington          | 6/24/2020                | 7/27/2020         | 12          |
| CabDoor                              | 2900 Pringle Rd SE Ste #150, Salem, OR 97302        | Marion              | 7/24/2020                | 8/11/2020         | 12          |
| BrucePac                             | 811 N First St, Silverton, OR 97381                 | Marion              | 5/11/2020                | 7/20/2020         | 11          |
| Bay Cities Brokerage                 | 3505 Ocean Blvd SE, Coos Bay, OR 97420              | Coos                | 7/17/2020                | 8/3/2020          | 11          |
| Santos Labor Force                   | 945 N Pacific Hwy, Woodburn, OR 97071               | Marion              | 7/20/2020                | 8/7/2020          | 11          |
| Mercy Medical Center                 | 2700 NW Stewart Pkwy, Roseburg, OR 97471            | Douglas             | 8/3/2020                 | 8/5/2020          | 10          |
| Bright Wood Quality Millwork         | 335 NW Hess St, Madras, OR 97741                    | Jefferson           | 7/13/2020                | 8/8/2020          | 10          |

Data are provisional and subject to change.

Page 19 of 31



# COVID-19 Weekly Report

Oregon's Weekly Surveillance Summary  
Novel Coronavirus (COVID-19)



Oregon Public Health Division

Published September 10, 2020

|  |   |            |           |           |    |
|--|---|------------|-----------|-----------|----|
| Walmart                                      | 1775 E Idaho Ave, Ontario, OR 97914               | Malheur    | 7/1/2020  | 8/8/2020  | 10 |
| Marlette Homes                               | 400 W Elm Ave, Hermiston, OR 97838                | Umatilla   | 7/8/2020  | 7/17/2020 | 9  |
| Family Health Associates                     | 600 NW 11th St #E15, Hermiston, OR 97838          | Umatilla   | 6/18/2020 | 8/4/2020  | 9  |
| Roger Langeliers Construction Co             | 7145 NE Progress Ct, Hillsboro, OR 97124          | Washington | 8/4/2020  | 8/6/2020  | 9  |
| MacLaren Youth Correctional Facility         | 2630 N Pacific Hwy, Woodburn, OR 97071            | Marion     | 6/26/2020 | 8/6/2020  | 9  |
| AgriLabor                                    | 505 N 1st Pl, Hermiston, OR 97838                 | Umatilla   | 6/24/2020 | 8/1/2020  | 9  |
| Walker Brothers Farms                        | 30203 Micka Rd, Malin, OR 97632                   | Klamath    | 7/14/2020 | 7/20/2020 | 8  |
| McClaskey Orchards                           | 3551 Old Dufur Rd, The Dalles, OR 97058           | Wasco      | 6/30/2020 | 7/23/2020 | 8  |
| FedEx Freight                                | 28564 Westport Ln, Hermiston, OR 97838            | Umatilla   | 7/23/2020 | 7/23/2020 | 8  |
| St. Charles Prineville                       | 384 SE Combs Flat Rd, Prineville, OR 97754        | Crook      | 7/28/2020 | 7/27/2020 | 8  |
| Whitaker/Ellis Construction                  | 7180 SW Sandburg St Suite 400, Tigard, OR 97223   | Washington | 7/30/2020 | 7/28/2020 | 8  |
| Townsend Farms                               | 22815 NE Sandy Blvd, Fairview, OR 97024           | Multnomah  | 7/10/2020 | 8/11/2020 | 8  |
| Expeditors                                   | 2540 N Marine Drive, Portland, OR 97217           | Multnomah  | 7/23/2020 | 7/20/2020 | 7  |
| United States Postal Service                 | 7007 NE Cornfoot Rd Dept 800, Portland, OR 97208  | Multnomah  | 7/8/2020  | 7/27/2020 | 7  |
| McDonald's                                   | 2115 S Hwy 395, Stanfield, OR 97875               | Umatilla   | 7/24/2020 | 8/3/2020  | 7  |
| Thomsen Orchards Inc.                        | 1595 Eastside Rd, Hood River, OR 97031            | Hood River | 7/22/2020 | 8/3/2020  | 7  |
| Spyce Gentleman's Club                       | 210 NW Couch St, Portland, OR 97209               | Multnomah  | 7/24/2020 | 7/16/2020 | 6  |
| Bell Carter Packaging                        | 14340 N Lombard St, Portland, OR 97203            | Portland   | 7/8/2020  | 7/22/2020 | 6  |
| Santiam River Inc                            | 12770 SE Macasburg Rd, Canby, OR 97013            | Clackamas  | 7/14/2020 | 7/18/2020 | 6  |
| Fred Meyer                                   | 3300 Portland Rd, Newberg, OR 97132               | Yamhill    | 7/23/2020 | 7/30/2020 | 6  |
| DV8  | 5021 SE Powell Blvd, Portland, OR 97206           | Multnomah  | 7/31/2020 | 8/3/2020  | 6  |
| Oregon Spice Company                         | 13320 NE Jarrett St, Portland, OR 97230           | Multnomah  | 7/31/2020 | 8/4/2020  | 6  |
| Mission Foods                                | 3101 NE Orchard Ave, McMinnville, OR 97128        | Yamhill    | 7/2/2020  | 8/4/2020  | 6  |
| Teufel Holly Farms Inc                       | 160 SW Miller Rd, Portland, OR 97225              | Washington | 8/11/2020 | 8/4/2020  | 6  |
| Safeway                                      | 80 NE Cedar St, Madras, OR 97741                  | Jefferson  | 8/9/2020  | 8/4/2020  | 6  |
| Performance Insulation + Energy Services Inc | 13939 SW Tualatin-Sherwood Rd, Sherwood, OR 97140 | Washington | 8/5/2020  | 8/6/2020  | 6  |
| Garrett Packing Company                      | 11 NW 4th Ave, Milton-Freewater, OR 97862         | Umatilla   | 8/12/2020 | 8/10/2020 | 6  |
| Taco Bell                                    | 1677 N 1st St, Hermiston, OR 97838                | Umatilla   | 7/17/2020 | 7/16/2020 | 5  |

Data are provisional and subject to change.

Page 20 of 31



# COVID-19 Weekly Report

Oregon's Weekly Surveillance Summary  
Novel Coronavirus (COVID-19)



Oregon Public Health Division

Published September 10, 2020

|                         |  |           |           |           |   |
|-------------------------|--|-----------|-----------|-----------|---|
| Calbee North America    | 72600 Lewis and Clark Dr, Boardman, OR 97818 | Morrow    | 8/11/2020 | 7/25/2020 | 5 |
| AA Rite-Way Roofing Inc | 24307 SE Stark St, Gresham, OR 97030         | Multnomah | 8/2/2020  | 7/27/2020 | 5 |
| In-N-Out Burger         | 6280 Keizer Station Blvd, Keizer, OR 97303   | Marion    | 7/18/2020 | 7/29/2020 | 5 |
| Dairy Queen             | 1140 N 1st St, Hermiston, OR 97838           | Umatilla  | 8/7/2020  | 8/4/2020  | 5 |

## Weekly Schools and Child Care Outbreak Report

OHA is publishing data on cases in school and child care settings. Given a cluster of cases in space and time, within plausible incubation periods for the pathogen, OHA epidemiologists will consider cases to be related—i.e., part of a school or child care outbreak—unless a more likely alternative source for acquisition is identified. Any suspected school or child care outbreak is required to be reported to the local public health authority (see OAR 333-018-015). Local health department and tribal partners investigate to identify outbreaks in these settings. This list of outbreaks will be updated as investigations continue, and as we learn about epidemiologic links between cases. This list may not reflect all of the outbreaks in school and child care settings in Oregon.

To protect patient privacy, OHA is only reporting school and child care outbreaks with five or more cases and only for schools or child care settings with at least 30 students. If more than 50% of the population at the school or child care are COVID-19 cases, then we will not report specific case numbers. Case counts include all persons linked to the outbreak, which may include household members or other close contacts. The list below includes active school and child care outbreaks (Table 9), meaning that there has been a case within the past 28 days. Outbreaks that are resolved will be moved to a separate table (Table 10) of resolved outbreaks. Outbreaks will be removed from the list of resolved outbreaks after 56 days. In addition to the facilities listed in Table 9, OHA will report outbreaks in smaller schools and child care in aggregate if the threshold of 5 or more cases is met. To date, there have been five outbreaks of 5 or more cases in a school or child care with fewer than 30 students.

**Table 9. Active schools and child care facilities reporting COVID-19 outbreaks (n=1)**

| Facility                       | Address                            | County | Investigation start date | Most recent onset | Total cases |
|--------------------------------|------------------------------------|--------|--------------------------|-------------------|-------------|
| Little Village Learning Center | 445 High Street SE, Salem OR 97301 | Marion | 9/7/2020                 | 9/7/2020          | 5           |

# COVID-19 Weekly Report

Oregon's Weekly Surveillance Summary  
Novel Coronavirus (COVID-19)



Oregon Public Health Division

Published September 10, 2020

**Table 10. Recently resolved schools and child care facilities reporting COVID-19 outbreaks (n=2).**

| Facility                  | Address                                     | County     | Investigation start date | Most recent onset | Total cases |
|---------------------------|---|------------|--------------------------|-------------------|-------------|
| Hall Boulevard KinderCare | 11533 SW Hall Blvd, Tigard, OR 97223        | Washington | 7/13/2020                | 7/14/2020         | 5           |
| Trout Creek Bible Camp    | 38105 SE Gordon Creek Rd. Corbett, OR 97019 | Multnomah  | 7/21/2020                | 8/3/2020          | 27          |

## Weekly COVID-19 Hospitalizations

OHA is publishing data on the number of COVID-19 hospitalizations by hospital in the prior week; data are from HOSCAP. Table 11 lists all hospitals which, at some time during the week reported, had 10 or more suspected/confirmed COVID-19 patients. The left column shows the highest number of suspected and confirmed COVID-19 hospitalized patients for each hospital between 9/1/2020 and 9/7/2020. The right column shows the highest number of confirmed COVID-19 patients hospitalized during the same time period.

**Table 11. Hospitals reporting 10 or more COVID-19 patients.**

| Hospital                              | Maximum Patients<br>(Suspected and confirmed) | Maximum Patients<br>(Confirmed only) |
|---------------------------------------|---|--------------------------------------|
| Providence St. Vincent Medical Center | 16  | 14                                   |
| Salem Health Hospital                 | 13  | 11                                   |
| Providence Portland Medical Center    | 12  | 10                                   |
| Hillsboro Medical Center              | 12  | <10                                  |
| St. Charles Bend                      | 11  | <10                                  |
| Legacy Meridian Park Hospital         | 10  | <10                                  |

The hospitals listed in Table 12 reported 1–9 suspected or confirmed COVID-19 patients between 9/1/2020 through 9/7/2020. Hospitals not listed in either table did not report any suspected or confirmed patients during the week.

**Table 12. Hospitals reporting 1–9 COVID-19 patients.**

| Hospital                                   |
|--|
| Adventist Health Portland                  |
| Asante Ashland Community Hospital          |
| Asante Rogue Regional Medical Center       |
| Asante Three Rivers Medical Center         |
| Bay Area Hospital                          |
| Good Samaritan Regional Medical Center     |
| Good Shepherd Health Care System           |
| Kaiser Permanente Sunnyside Medical Center |
| Kaiser Permanente Westside Medical Center  |

# COVID-19 Weekly Report

Oregon's Weekly Surveillance Summary  
Novel Coronavirus (COVID-19)



Oregon Public Health Division

Published September 10, 2020

|  |
|--|
| Legacy Emanuel Medical Center              |
| Legacy Good Samaritan Medical Center       |
| Legacy Mount Hood Medical Center           |
| Legacy Silverton Medical Center            |
| Mercy Medical Center                       |
| Mid-Columbia Medical Center                |
| OHSU Doernbecher Children's Hospital       |
| OHSU Hospital                              |
| PeaceHealth Sacred Heart MC at Riverbend   |
| Providence Hood River Memorial Hospital    |
| Providence Medford Medical Center          |
| Providence Milwaukie Hospital              |
| Providence Willamette Falls Medical Center |
| Samaritan Albany General Hospital          |
| Samaritan Lebanon Community Hospital       |
| Samaritan North Lincoln Hospital           |
| VA Portland Health Care System             |

## Cases by ZIP Code

OHA is publishing data on cases at the ZIP code level (Table 13). To protect patient privacy, ZIP codes with small populations or small numbers of cases will be aggregated. Cases from ZIP codes with fewer than 1,000 people will be reported as one number. ZIP codes that have fewer than 10 cases will be reported as "1–9". ZIP codes with no cases will have a "0". ZIP code populations were retrieved from the 2010 US Census Bureau ZIP Code Tabulation Area.

**Table 13. COVID-19 cases by ZIP code**

Data are provisional and subject to change.

# COVID-19 Weekly Report

Oregon's Weekly Surveillance Summary  
Novel Coronavirus (COVID-19)



Oregon Public Health Division

Published September 10, 2020

| ZIP code | Case count | Cases per 100,000 |
|----------|------------|-------------------|
| 97002    | 47         | 835.8             |
| 97003    | 219        | 846.1             |
| 97004    | 20         | 455.8             |
| 97005    | 283        | 1136.3            |
| 97006    | 319        | 506.1             |
| 97007    | 279        | 416.7             |
| 97008    | 176        | 607.5             |
| 97009    | 60         | 773.0             |
| 97013    | 248        | 1093.1            |
| 97014    | 1-9        | n/a               |
| 97015    | 150        | 768.4             |
| 97016    | 20         | 328.8             |
| 97017    | 1-9        | n/a               |
| 97018    | 1-9        | n/a               |
| 97019    | 34         | 1075.6            |
| 97021    | 1-9        | n/a               |
| 97022    | 17         | 456.7             |
| 97023    | 45         | 457.7             |
| 97024    | 206        | 2011.3            |
| 97026    | 109        | 2857.1            |
| 97027    | 49         | 403.9             |
| 97030    | 447        | 1218.2            |
| 97031    | 187        | 1017.7            |
| 97032    | 107        | 2121.6            |
| 97034    | 63         | 333.2             |
| 97035    | 78         | 326.2             |
| 97038    | 95         | 628.6             |
| 97040    | 1-9        | n/a               |
| 97041    | 32         | 1136.0            |
| 97042    | 17         | 581.6             |
| 97045    | 282        | 549.1             |
| 97048    | 26         | 388.6             |
| 97049    | 1-9        | n/a               |
| 97051    | 43         | 269.5             |
| 97053    | 1-9        | n/a               |
| 97054    | 1-9        | n/a               |

Data are provisional and subject to change.

Page 24 of 31

# COVID-19 Weekly Report

Oregon's Weekly Surveillance Summary  
Novel Coronavirus (COVID-19)



Oregon Public Health Division

Published September 10, 2020

|       |     |        |
|-------|-----|--------|
| 97055 | 67  | 386.2  |
| 97056 | 27  | 234.8  |
| 97058 | 200 | 1008.2 |
| 97060 | 223 | 1050.6 |
| 97062 | 250 | 911.3  |
| 97063 | 1-9 | n/a    |
| 97064 | 1-9 | n/a    |
| 97067 | 13  | 608.0  |
| 97068 | 79  | 279.1  |
| 97070 | 145 | 691.9  |
| 97071 | 936 | 3249.7 |
| 97078 | 240 | 1119.9 |
| 97080 | 480 | 1173.9 |
| 97086 | 183 | 703.6  |
| 97089 | 78  | 650.6  |
| 97101 | 24  | 632.6  |
| 97103 | 45  | 266.9  |
| 97106 | 22  | 483.5  |
| 97107 | 0   | 0      |
| 97110 | 1-9 | n/a    |
| 97111 | 15  | 475.3  |
| 97112 | 0   | 0      |
| 97113 | 253 | 1787.6 |
| 97114 | 46  | 966.0  |
| 97115 | 22  | 531.5  |
| 97116 | 260 | 1078.7 |
| 97119 | 14  | 316.7  |
| 97121 | 1-9 | n/a    |
| 97123 | 537 | 1205.7 |
| 97124 | 322 | 666.0  |
| 97127 | 21  | 561.5  |
| 97128 | 351 | 971.2  |
| 97131 | 1-9 | n/a    |
| 97132 | 146 | 516.3  |
| 97133 | 13  | 325    |
| 97136 | 1-9 | n/a    |
| 97137 | 1-9 | n/a    |

Data are provisional and subject to change.

Page 25 of 31

# COVID-19 Weekly Report

Oregon's Weekly Surveillance Summary  
Novel Coronavirus (COVID-19)



Oregon Public Health Division

Published September 10, 2020

|       |     |        |
|-------|-----|--------|
| 97138 | 18  | 179.6  |
| 97140 | 83  | 353.6  |
| 97141 | 27  | 205.5  |
| 97146 | 22  | 372.6  |
| 97148 | 18  | 528.5  |
| 97201 | 60  | 387.5  |
| 97202 | 150 | 387.0  |
| 97203 | 307 | 989.0  |
| 97204 | 1-9 | n/a    |
| 97205 | 19  | 247.1  |
| 97206 | 268 | 563.1  |
| 97209 | 116 | 775.9  |
| 97210 | 40  | 367.4  |
| 97211 | 170 | 543.9  |
| 97212 | 75  | 310.9  |
| 97213 | 130 | 444.9  |
| 97214 | 135 | 566.9  |
| 97215 | 97  | 592.4  |
| 97216 | 144 | 923.4  |
| 97217 | 168 | 534.4  |
| 97218 | 170 | 1167.5 |
| 97219 | 145 | 374.6  |
| 97220 | 272 | 954.6  |
| 97221 | 37  | 318.1  |
| 97222 | 189 | 540.3  |
| 97223 | 242 | 518.2  |
| 97224 | 156 | 501.3  |
| 97225 | 114 | 471.5  |
| 97227 | 18  | 467.9  |
| 97229 | 198 | 340.1  |
| 97230 | 464 | 1167.2 |
| 97231 | 18  | 420.6  |
| 97232 | 35  | 305.1  |
| 97233 | 703 | 1785.8 |
| 97236 | 704 | 1910.3 |
| 97239 | 68  | 480.6  |
| 97266 | 334 | 1003.0 |

Data are provisional and subject to change.

Page 26 of 31



# COVID-19 Weekly Report

Oregon's Weekly Surveillance Summary  
Novel Coronavirus (COVID-19)



Oregon Public Health Division

Published September 10, 2020

|       |     |        |
|-------|-----|--------|
| 97267 | 149 | 483.2  |
| 97301 | 662 | 1237.0 |
| 97302 | 201 | 541.3  |
| 97303 | 395 | 1021.6 |
| 97304 | 259 | 910.2  |
| 97305 | 678 | 1687.6 |
| 97306 | 206 | 752.9  |
| 97317 | 242 | 993.6  |
| 97321 | 108 | 433.2  |
| 97322 | 146 | 428.9  |
| 97324 | 1-9 | n/a    |
| 97325 | 37  | 559.4  |
| 97327 | 1-9 | n/a    |
| 97330 | 122 | 294.1  |
| 97331 | 1-9 | n/a    |
| 97333 | 46  | 215.1  |
| 97338 | 47  | 234.5  |
| 97341 | 1-9 | n/a    |
| 97344 | 1-9 | n/a    |
| 97347 | 1-9 | n/a    |
| 97348 | 1-9 | n/a    |
| 97351 | 81  | 785.9  |
| 97352 | 18  | 321.2  |
| 97355 | 92  | 321.5  |
| 97358 | 0   | 0      |
| 97360 | 1-9 | n/a    |
| 97361 | 53  | 470.8  |
| 97362 | 49  | 1129.6 |
| 97365 | 314 | 2922.6 |
| 97366 | 10  | 684.9  |
| 97367 | 84  | 892.1  |
| 97368 | 1-9 | n/a    |
| 97370 | 30  | 362.7  |
| 97374 | 12  | 227.9  |
| 97375 | 12  | 958.5  |
| 97376 | 1-9 | n/a    |
| 97378 | 26  | 292.7  |

Data are provisional and subject to change.

Page 27 of 31

# COVID-19 Weekly Report

Oregon's Weekly Surveillance Summary  
Novel Coronavirus (COVID-19)



Oregon Public Health Division

Published September 10, 2020

|       |     |       |
|-------|-----|-------|
| 97380 | 13  | 530.8 |
| 97381 | 104 | 707.0 |
| 97383 | 50  | 521.5 |
| 97385 | 21  | 644.8 |
| 97386 | 17  | 125.3 |
| 97389 | 1-9 | n/a   |
| 97391 | 18  | 336.8 |
| 97392 | 29  | 558.7 |
| 97394 | 1-9 | n/a   |
| 97396 | 1-9 | n/a   |
| 97401 | 114 | 281.3 |
| 97402 | 139 | 276.1 |
| 97403 | 27  | 232.3 |
| 97404 | 61  | 189.1 |
| 97405 | 64  | 143.4 |
| 97408 | 36  | 307.4 |
| 97411 | 1-9 | n/a   |
| 97415 | 18  | 128.1 |
| 97417 | 1-9 | n/a   |
| 97419 | 1-9 | n/a   |
| 97420 | 52  | 189.3 |
| 97423 | 13  | 190.9 |
| 97424 | 31  | 176.2 |
| 97426 | 15  | 154.4 |
| 97431 | 1-9 | n/a   |
| 97435 | 1-9 | n/a   |
| 97437 | 1-9 | n/a   |
| 97438 | 1-9 | n/a   |
| 97439 | 20  | 139.4 |
| 97442 | 1-9 | n/a   |
| 97443 | 1-9 | n/a   |
| 97444 | 1-9 | n/a   |
| 97446 | 21  | 436.4 |
| 97448 | 13  | 106.2 |
| 97449 | 0   | 0     |
| 97452 | 1-9 | n/a   |
| 97454 | 0   | 0     |

Data are provisional and subject to change.

Page 28 of 31

# COVID-19 Weekly Report

Oregon's Weekly Surveillance Summary  
Novel Coronavirus (COVID-19)



Oregon Public Health Division

Published September 10, 2020

|       |     |        |
|-------|-----|--------|
| 97455 | 1-9 | n/a    |
| 97456 | 1-9 | n/a    |
| 97457 | 10  | 98.0   |
| 97458 | 1-9 | n/a    |
| 97459 | 51  | 361.8  |
| 97462 | 11  | 279.3  |
| 97463 | 1-9 | n/a    |
| 97465 | 0   | 0      |
| 97467 | 1-9 | n/a    |
| 97469 | 1-9 | n/a    |
| 97470 | 35  | 175.1  |
| 97471 | 41  | 140.9  |
| 97477 | 83  | 225.1  |
| 97478 | 112 | 302.6  |
| 97479 | 41  | 431.4  |
| 97487 | 12  | 142.0  |
| 97488 | 1-9 | n/a    |
| 97495 | 1-9 | n/a    |
| 97496 | 10  | 131.0  |
| 97497 | 0   | 0      |
| 97498 | 1-9 | n/a    |
| 97499 | 0   | 0      |
| 97501 | 323 | 767.0  |
| 97502 | 98  | 353.9  |
| 97503 | 121 | 1149.3 |
| 97504 | 161 | 362.3  |
| 97520 | 40  | 163.5  |
| 97523 | 10  | 159.6  |
| 97524 | 45  | 311.2  |
| 97525 | 17  | 369.5  |
| 97526 | 70  | 204.6  |
| 97527 | 68  | 201.7  |
| 97530 | 18  | 260.3  |
| 97532 | 1-9 | n/a    |
| 97535 | 19  | 376.5  |
| 97537 | 17  | 245.7  |
| 97538 | 0   | 0      |

Data are provisional and subject to change.

Page 29 of 31

# COVID-19 Weekly Report

Oregon's Weekly Surveillance Summary  
Novel Coronavirus (COVID-19)



Oregon Public Health Division

Published September 10, 2020

|       |     |        |
|-------|-----|--------|
| 97539 | 1-9 | n/a    |
| 97540 | 35  | 441.4  |
| 97541 | 1-9 | n/a    |
| 97544 | 0   | 0      |
| 97601 | 92  | 409.6  |
| 97603 | 87  | 294.7  |
| 97623 | 1-9 | n/a    |
| 97624 | 10  | 285.7  |
| 97630 | 29  | 569.07 |
| 97632 | 1-9 | n/a    |
| 97633 | 13  | 955.2  |
| 97641 | 0   | 0      |
| 97701 | 214 | 362.8  |
| 97702 | 192 | 473.1  |
| 97703 | 90  | 271.2  |
| 97707 | 1-9 | n/a    |
| 97708 | 1-9 | n/a    |
| 97720 | 1-9 | n/a    |
| 97734 | 19  | 682.0  |
| 97738 | 1-9 | n/a    |
| 97739 | 17  | 154.3  |
| 97741 | 164 | 1376.8 |
| 97753 | 1-9 | n/a    |
| 97754 | 54  | 290.7  |
| 97756 | 133 | 396.4  |
| 97759 | 25  | 397.2  |
| 97760 | 25  | 370.0  |
| 97761 | 277 | 6947.6 |
| 97801 | 549 | 2551.0 |
| 97813 | 1-9 | n/a    |
| 97814 | 81  | 654.2  |
| 97818 | 316 | 7598.0 |
| 97820 | 0   | 0      |
| 97824 | 10  | 602.0  |
| 97826 | 23  | 2119.8 |
| 97827 | 13  | 494.7  |
| 97828 | 10  | 320.1  |

Data are provisional and subject to change.

Page 30 of 31

# COVID-19 Weekly Report

Oregon's Weekly Surveillance Summary  
Novel Coronavirus (COVID-19)



Oregon Public Health Division

Published September 10, 2020

|   |      |        |
|---|------|--------|
| 97836   | 11   | 554.7  |
| 97838   | 1488 | 5870.7 |
| 97844   | 122  | 3205.5 |
| 97845   | 1-9  | n/a    |
| 97846   | 1-9  | n/a    |
| 97850   | 371  | 2188.1 |
| 97862   | 137  | 1174.4 |
| 97865   | 1-9  | n/a    |
| 97868   | 21   | 1054.7 |
| 97869   | 1-9  | n/a    |
| 97875   | 123  | 4712.6 |
| 97882   | 409  | 5270.6 |
| 97883   | 1-9  | n/a    |
| 97885   | 1-9  | n/a    |
| 97886   | 12   | 1052.6 |
| 97913   | 191  | 3455.7 |
| 97914   | 996  | 5186.1 |
| 97918   | 79   | 1741.2 |
| Cases with unknown ZIP codes                          | 133  | n/a    |
| ZIP codes with <1000 population or no population data | 380  | n/a    |