

Outdoor Recreation Satellite Account (ORSA)

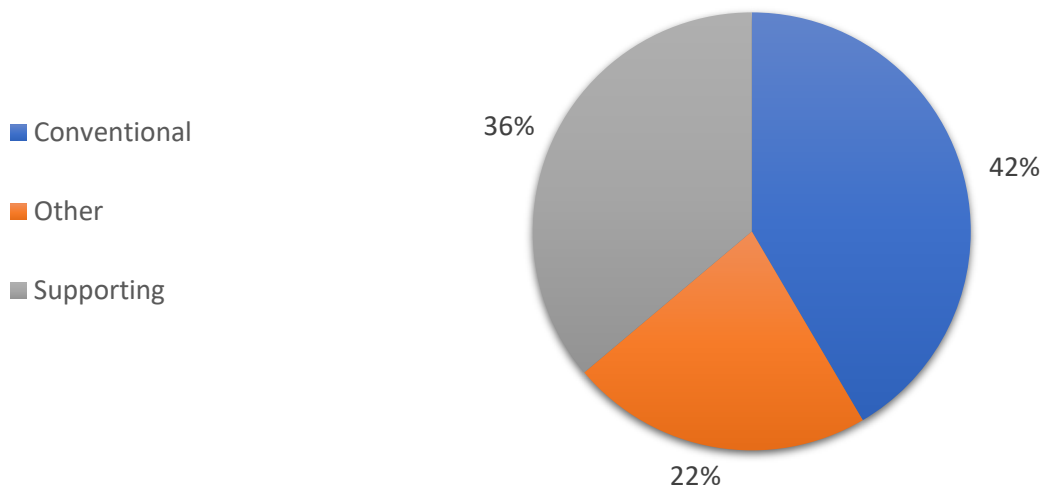


2022—Michigan

Value added [gross domestic product]		Employment		Compensation	
ORSA total	Share of state	ORSA total	Share of state	ORSA total	Share of state
\$12.4 billion	2.0%	118,993 jobs	2.7%	\$5.6 billion	1.6%

Value Added by Select ORSA Activity [Thousands of dollars]				
Activity	2020	2021	2022	State rank
RVing	674,057	1,098,022	1,139,429	5
Boating / fishing	1,198,100	1,112,914	1,133,133	8
Hunting / shooting / trapping	252,642	296,495	304,246	12
Motorcycling / ATVing	166,550	253,321	278,720	13
Climbing / hiking / tent camping	146,343	138,217	149,170	12
Equestrian	139,585	123,245	131,819	18
Snow activities	72,738	84,406	130,041	16
Recreational flying	24,734	24,254	61,960	14
Bicycling	35,890	40,608	38,764	22

Value-Added Composition of Outdoor Recreation Activities



Conventional ORSA activities include traditional outdoor activities, such as camping, hiking, boating, and hunting.

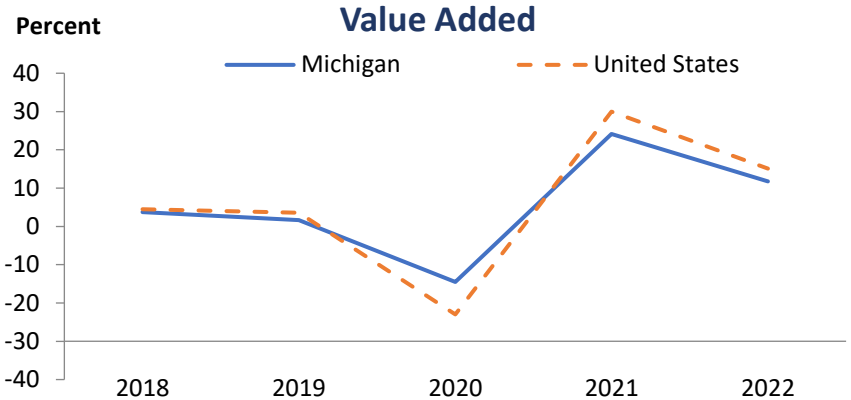
Other ORSA activities include those that take place outside, such as gardening and outdoor concerts.

Supporting ORSA activities are those that contribute to the core activities and include such things as construction, travel and tourism, local trips, and government expenditures.

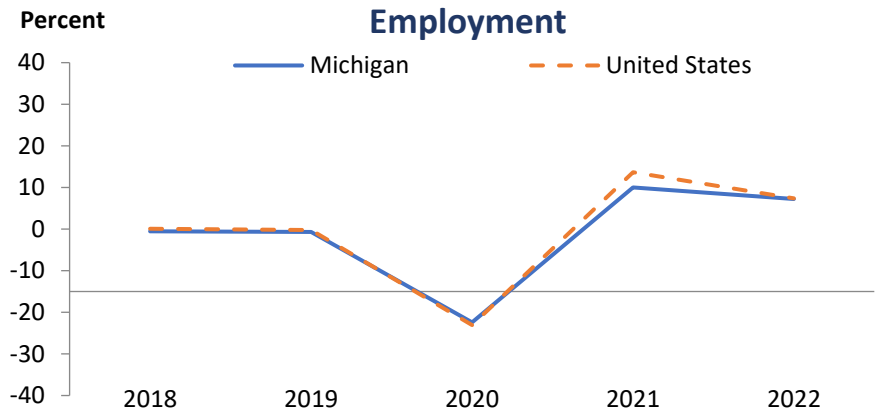
Outdoor Recreation Satellite Account (ORSA)



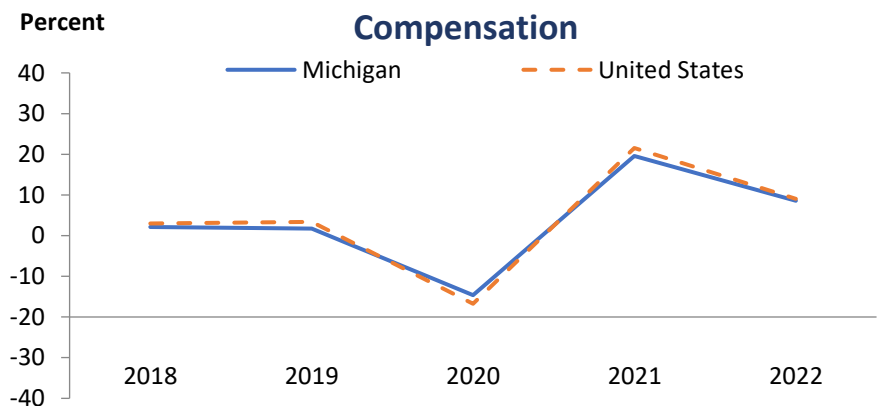
In 2022, Michigan ranked 14th among all states in ORSA value added and 31st among all states in ORSA value-added growth. Since 2021, ORSA value added has grown 11.7 percent in Michigan, compared with an increase of 15.1 percent for the United States.



In 2022, Michigan ranked 14th among all states in ORSA employment and 15th among all states in ORSA employment growth. Since 2021, ORSA employment has grown 7.2 percent in Michigan, compared with an increase of 7.4 percent for the United States.



In 2022, Michigan ranked 16th among all states in ORSA compensation and 20th among all states in ORSA compensation growth. Since 2021, ORSA compensation has grown 8.5 percent in Michigan, compared with an increase of 9.1 percent for the United States. Average compensation per wage-and-salary job in Michigan ORSA industries was \$47,297 in 2022, compared with \$77,263 for all salaried jobs in the state.



ORSA value added consists of the gross output of an industry less its intermediate inputs; the contribution of an industry to gross domestic product.

ORSA employment consists of all wage-and-salary jobs in which workers are engaged in the production of ORSA goods and services.

ORSA compensation consists of the remuneration (including wages and salaries as well as benefits, such as employer contributions to pension and health funds) payable to employees in return for their ORSA work during a given year.