

COVID-19: summary of persons being monitored, persons tested, and cases

Data through Jul 27, 2020 verified as of Jul 28, 2020 at 09:25 AM
Data in this report are provisional and subject to change.

Monitored persons: people the Florida Department of Health was notified of for possible monitoring because they are a contact of a case, traveled from China, or were identified by the Centers for Disease Control and Prevention (CDC) as a part of a airline/ship contact investigation	
Total reports	133,262
Total persons of high, medium, or unknown risk	129,582
High/medium/unknown risk still being monitored	13,706

Persons tested: includes PCR and antigen test results received by the Department of Health from the state public health laboratory (BPHL), as well as commercial and hospital laboratories	
Total tested	3,485,141
Positive	441,977
Negative	3,038,322
Inconclusive	4,842
Awaiting testing	3,017

Cases: people with positive PCR or antigen test result	
Total cases	441,977
Florida residents	436,867
Non-Florida residents	5,110
Type of testing	
Florida residents	436,867
Positive by BPHL/CDC	14,493
Positive by commercial/hospital lab	422,374
Non-Florida residents	5,110
Positive by BPHL/CDC	195
Positive by commercial/hospital lab	4,915
Characteristics	
Florida residents hospitalized	24,917
Florida resident deaths	6,117
Change in deaths since previous report	+186
Non-Florida resident deaths	123
Hospitalized counts include anyone who was hospitalized at some point during their illness. It does not reflect the number of people currently hospitalized.	
More information on deaths identified through death certificate data is available on the National Center for Health Statistics website at www.cdc.gov/nchs/nvss/vsrr/COVID19/index.htm .	
Risk factors for Florida residents	
Traveled	3,481
Contact with a known case	114,825
Traveled and contact with a known case	3,469
Neither	315,092
No travel and no contact	42,865
Travel is unknown	224,977
Contact is unknown	74,815
Contact is pending	190,610
Travel can be unknown and contact can be unknown or pending for the same case, these numbers will sum to more than the "neither" total.	

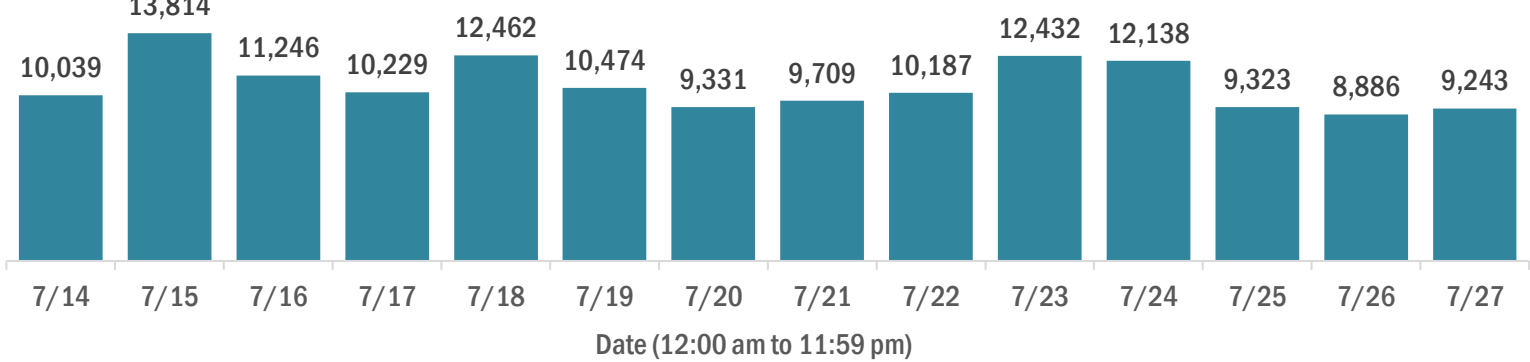
COVID-19: cases and laboratory testing over time

Data through Jul 27, 2020 verified as of Jul 28, 2020 at 09:25 AM

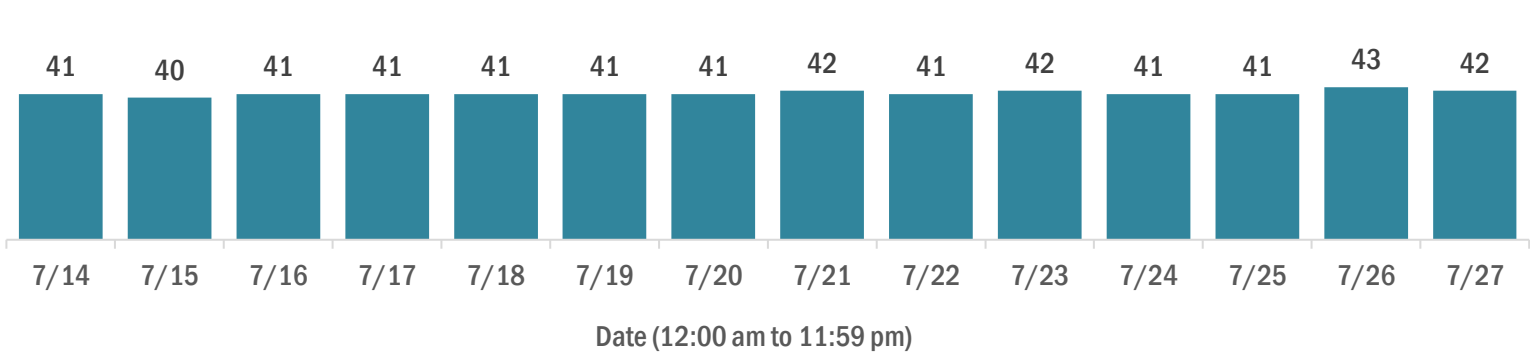
Data in this report are provisional and subject to change.

Cases in Florida residents per day for the past 2 weeks

Number of cases per day



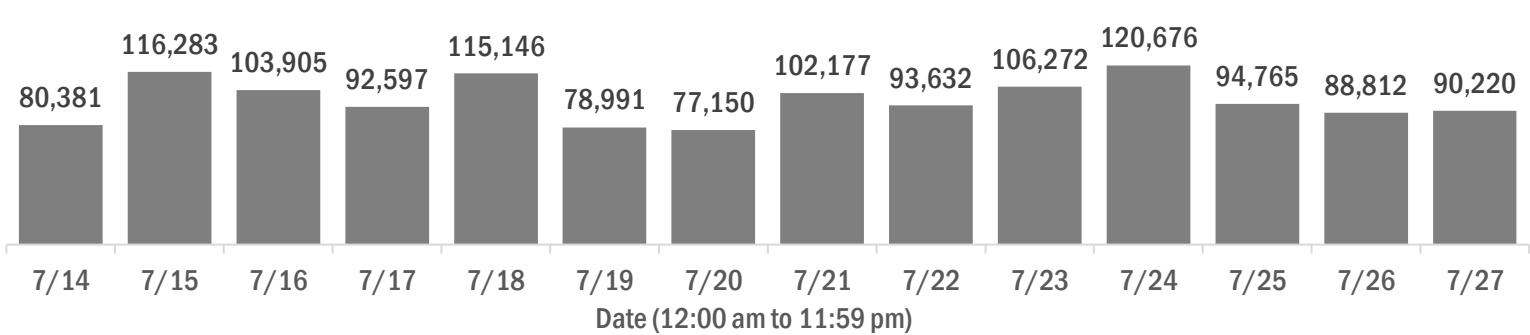
Median age of cases by day



Laboratory testing for Florida residents and non-Florida residents over the past 2 weeks

Number of people tested per day

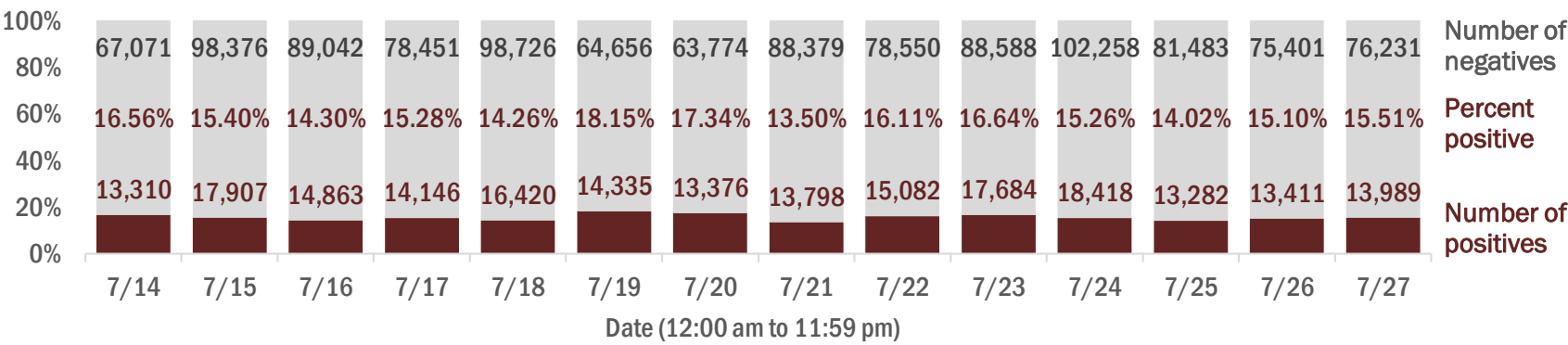
These counts include the number of people for whom the department received PCR or antigen laboratory results by day. People tested on multiple days will be included for each day a new result was received. A person is only counted once for each day they are tested, regardless of whether multiple specimens are tested or multiple results are received.



Number and percent of positive labs

The percent of positive results ranged from 13.50% to 18.15% over the past 2 weeks and was 15.51% yesterday.

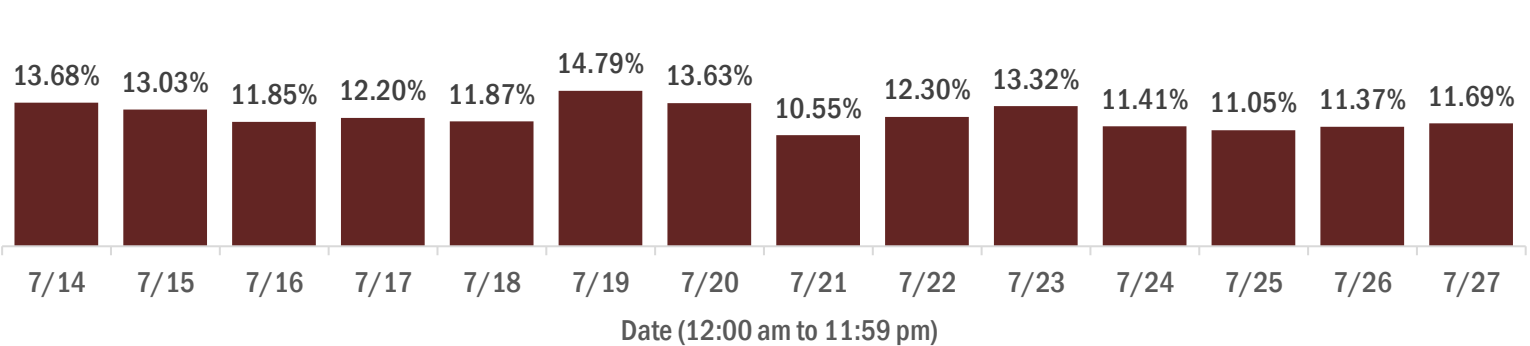
These counts include the number of people for whom the department received PCR or antigen laboratory results by day. People tested on multiple days will be included for each day a new result was received. A person is only counted once for each day they are tested, regardless of whether multiple specimens are tested or multiple results are received. If a person has a positive specimen and a negative specimen in the same day, only the positive result is counted.



Percent positivity for new cases

The percent of positive results ranged from 10.55% to 14.79% over the past 2 weeks and was 11.69% yesterday.

This percent is the number of people who test PCR- or antigen-positive for the first time divided by all the people tested that day, excluding people who have previously tested positive.



COVID-19: characteristics of 436,867 Florida resident cases

Data through Jul 27, 2020 verified as of Jul 28, 2020 at 09:25 AM

Data in this report are provisional and subject to change.

Age group	Cases		Hospitalizations		Deaths	
0-4 years	7,302	2%	136	1%	0	0%
5-14 years	16,542	4%	105	0%	3	0%
15-24 years	67,616	15%	615	2%	16	0%
25-34 years	86,188	20%	1,520	6%	42	1%
35-44 years	71,869	16%	2,280	9%	132	2%
45-54 years	69,498	16%	3,275	13%	257	4%
55-64 years	55,663	13%	4,415	18%	616	10%
65-74 years	32,159	7%	4,814	19%	1,250	20%
75-84 years	18,501	4%	4,438	18%	1,728	28%
85+ years	10,741	2%	3,319	13%	2,073	34%
Unknown	788	0%	0	0%	0	0%
Total	436,867		24,917		6,117	

Gender	Cases	
Female	223,313	51%
Male	210,093	48%
Unknown	3,461	1%
Total	436,867	

Ethnicity	Cases		Hospitalizations		Deaths	
Hispanic	109,867	25%	7,904	32%	1,505	25%
Non-Hispanic	141,597	32%	15,345	62%	4,039	66%
Unknown	185,403	42%	1,668	7%	573	9%
Total	436,867		24,917		6,117	

Race and ethnicity	Cases		Hospitalizations		Deaths	
White	164,075	38%	14,822	59%	4,068	67%
Hispanic	72,349	17%	5,650	23%	1,177	19%
Non-Hispanic	74,783	17%	8,560	34%	2,663	44%
Unknown	16,943	4%	612	2%	228	4%
Black	64,277	15%	6,229	25%	1,265	21%
Hispanic	2,942	1%	289	1%	40	1%
Non-Hispanic	52,345	12%	5,741	23%	1,167	19%
Unknown	8,990	2%	199	1%	58	1%
Other race	43,424	10%	2,901	12%	482	8%
Hispanic	21,610	5%	1,770	7%	242	4%
Non-Hispanic	11,425	3%	960	4%	186	3%
Unknown	10,389	2%	171	1%	54	1%
Unknown race	165,091	38%	965	4%	302	5%
Hispanic	12,966	3%	195	1%	46	1%
Non-Hispanic	3,044	1%	84	0%	23	0%
Unknown	149,081	34%	686	3%	233	4%
Total	436,867		24,917		6,117	

Hospitalization counts include anyone who was hospitalized at some point during their illness. It does not reflect the number of people currently hospitalized. **Other race** includes any person with a race of American Indian/Alaskan native, Asian, native Hawaiian/Pacific Islander, or other.

COVID-19: deaths in Florida residents and staff of long-term care facilities

Data through Jul 27, 2020 verified as of Jul 28, 2020 at 09:25 AM

Data in this report are provisional and subject to change.

For current cases in residents or staff of long-term care facilities, please visit: <https://floridahealthcovid19.gov/>

County	Deaths		County	Deaths		County	Deaths	
Dade	596	<div></div> 22%	Jackson	21	<div></div> 1%	Bradford	2	<div></div> 0%
Palm Beach	315	<div></div> 11%	Indian River	20	<div></div> 1%	Citrus	2	<div></div> 0%
Pinellas	269	<div></div> 10%	Hendry	18	<div></div> 1%	St. Johns	2	<div></div> 0%
Broward	201	<div></div> 7%	Marion	15	<div></div> 1%	Bay	1	<div></div> 0%
Hillsborough	158	<div></div> 6%	Washington	12	<div></div> 0%	Desoto	1	<div></div> 0%
Lee	158	<div></div> 6%	Alachua	11	<div></div> 0%	Flagler	1	<div></div> 0%
Polk	128	<div></div> 5%	Hernando	11	<div></div> 0%	Hardee	1	<div></div> 0%
Manatee	92	<div></div> 3%	Lake	11	<div></div> 0%	Holmes	1	<div></div> 0%
Sarasota	72	<div></div> 3%	Osceola	11	<div></div> 0%	Levy	1	<div></div> 0%
Duval	62	<div></div> 2%	Walton	11	<div></div> 0%	Monroe	1	<div></div> 0%
Volusia	62	<div></div> 2%	Okaloosa	9	<div></div> 0%	Nassau	1	<div></div> 0%
St. Lucie	54	<div></div> 2%	Gadsden	7	<div></div> 0%	Okeechobee	1	<div></div> 0%
Escambia	53	<div></div> 2%	Calhoun	6	<div></div> 0%	Taylor	1	<div></div> 0%
Charlotte	52	<div></div> 2%	Putnam	6	<div></div> 0%	Total	2,760	
Collier	50	<div></div> 2%	Leon	5	<div></div> 0%			
Seminole	43	<div></div> 2%	Sumter	5	<div></div> 0%			
Martin	36	<div></div> 1%	Columbia	4	<div></div> 0%			
Brevard	35	<div></div> 1%	Jefferson	4	<div></div> 0%			
Clay	28	<div></div> 1%	Madison	4	<div></div> 0%			
Pasco	28	<div></div> 1%	Baker	3	<div></div> 0%			
Orange	27	<div></div> 1%	Highlands	3	<div></div> 0%			
Suwannee	25	<div></div> 1%	Santa Rosa	3	<div></div> 0%			

Note: cases are summarized by the county of usual residence. Residents and staff may be cases associated with facilities that are not in their county of usual residence, resulting in cases being included below for counties that do not have facilities with known cases.

COVID-19: characteristics of 441,977 cases

Data through Jul 27, 2020 verified as of Jul 28, 2020 at 09:25 AM

Data in this report are provisional and subject to change.

Tables below include cases in Florida residents and non-Florida residents.

All 67 Florida counties have cases:

County	FL resident cases		Non-FL resident cases	Total cases	FL resident deaths	FL death rate
Dade	109,473	<div></div> 25%	879	110,352	1,425	1.3%
Broward	51,169	<div></div> 12%	488	51,657	607	1.2%
Palm Beach	31,304	<div></div> 7%	294	31,598	779	2.5%
Hillsborough	27,702	<div></div> 6%	121	27,823	310	1.1%
Orange	27,451	<div></div> 6%	369	27,820	179	0.7%
Duval	19,926	<div></div> 5%	212	20,138	146	0.7%
Pinellas	15,427	<div></div> 4%	114	15,541	395	2.6%
Lee	14,442	<div></div> 3%	274	14,716	272	1.9%
Polk	11,854	<div></div> 3%	39	11,893	236	2.0%
Collier	8,968	<div></div> 2%	101	9,069	120	1.3%
Manatee	8,002	<div></div> 2%	88	8,090	158	2.0%
Osceola	7,893	<div></div> 2%	80	7,973	55	0.7%
Escambia	6,457	<div></div> 1%	793	7,250	85	1.3%
Volusia	6,424	<div></div> 1%	49	6,473	103	1.6%
Seminole	6,207	<div></div> 1%	24	6,231	71	1.1%
Pasco	5,963	<div></div> 1%	29	5,992	68	1.1%
Sarasota	5,224	<div></div> 1%	50	5,274	115	2.2%
Brevard	5,134	<div></div> 1%	21	5,155	85	1.7%
St. Lucie	4,695	<div></div> 1%	19	4,714	109	2.3%
Lake	4,228	<div></div> 1%	31	4,259	49	1.2%
Leon	3,879	<div></div> 1%	70	3,949	14	0.4%
Marion	3,919	<div></div> 1%	9	3,928	51	1.3%
Martin	3,461	<div></div> 1%	24	3,485	68	2.0%
Alachua	3,248	<div></div> 1%	49	3,297	20	0.6%
Bay	3,087	<div></div> 1%	59	3,146	18	0.6%
St. Johns	3,026	<div></div> 1%	31	3,057	22	0.7%
Santa Rosa	2,922	<div></div> 1%	23	2,945	22	0.8%
Clay	2,606	<div></div> 1%	9	2,615	47	1.8%
Okaloosa	2,456	<div></div> 1%	26	2,482	20	0.8%
Columbia	2,277	<div></div> 1%	8	2,285	10	0.4%
Indian River	2,060	<div></div> 0%	13	2,073	38	1.8%
Charlotte	1,778	<div></div> 0%	6	1,784	84	4.7%
Hendry	1,589	<div></div> 0%		1,589	34	2.1%
Hernando	1,507	<div></div> 0%	14	1,521	23	1.5%
Jackson	1,283	<div></div> 0%	14	1,297	26	2.0%

County	FL resident cases		Non-FL resident cases	Total cases	FL resident deaths	FL death rate
Desoto	1,226	0%	1	1,227	14	1.1%
Gadsden	1,217	0%	7	1,224	13	1.1%
Putnam	1,191	0%		1,191	15	1.3%
Monroe	1,148	0%	27	1,175	6	0.5%
Citrus	1,121	0%	2	1,123	20	1.8%
Highlands	1,100	0%	3	1,103	24	2.2%
Walton	996	0%	98	1,094	12	1.2%
Suwannee	1,021	0%	17	1,038	32	3.1%
Sumter	1,020	0%	8	1,028	27	2.6%
Nassau	935	0%	51	986	8	0.9%
Okeechobee	849	0%	4	853	2	0.2%
Flagler	828	0%	10	838	10	1.2%
Hardee	799	0%	6	805	6	0.8%
Hamilton	560	0%	5	565	3	0.5%
Madison	551	0%	9	560	6	1.1%
Wakulla	531	0%	4	535	2	0.4%
Unknown	124	0%	393	517		
Levy	490	0%	3	493	2	0.4%
Washington	455	0%	5	460	13	2.9%
Holmes	390	0%	9	399	1	0.3%
Glades	389	0%		389	3	0.8%
Liberty	340	0%		340	2	0.6%
Gilchrist	324	0%		324	1	0.3%
Baker	322	0%		322	4	1.2%
Taylor	288	0%	3	291	3	1.0%
Calhoun	265	0%		265	7	2.6%
Gulf	256	0%	9	265		
Union	247	0%		247	4	1.6%
Bradford	240	0%		240	3	1.3%
Dixie	238	0%		238	4	1.7%
Jefferson	180	0%	4	184	5	2.8%
Franklin	93	0%	2	95	1	1.1%
Lafayette	92	0%		92		
Total	436,867		5,110	441,977	6,117	1.4%

COVID-19: characteristics of 436,867 Florida resident cases

Data through Jul 27, 2020 verified as of Jul 28, 2020 at 09:25 AM

Data in this report are provisional and subject to change.

The table below includes the cities and counties of residence for cases in Florida residents based on the patient's ZIP Code.

Note that city is not always received as part of the initial notification and may be missing while the case is being investigated.

City and county	Cases
Miami, Dade	68,377
Orlando, Orange	21,031
Jacksonville, Duval	18,560
Tampa, Hillsborough	16,859
Hialeah, Dade	15,848
Fort Lauderdale, Broward	11,758
Hollywood, Broward	9,993
West Palm Beach, Palm Beach	7,853
Homestead, Dade	7,465
Saint Petersburg, Pinellas	6,543
Kissimmee, Osceola	6,469
Naples, Collier	6,375
Fort Myers, Lee	6,036
Pompano Beach, Broward	6,016
Pensacola, Escambia	5,669
Bradenton, Manatee	5,484
Lake Worth, Palm Beach	4,369
Boca Raton, Palm Beach	4,136
Sarasota, Sarasota	3,958
Tallahassee, Leon	3,787
Lakeland, Polk	3,614
Cape Coral, Lee	3,289
Miramar, Broward	3,192
Miami Beach, Dade	3,047
Clearwater, Pinellas	3,030
Ocala, Marion	3,019
Lehigh Acres, Lee	2,901
Miami Gardens, Dade	2,869
Port Saint Lucie, St. Lucie	2,763
Boynton Beach, Palm Beach	2,751
Gainesville, Alachua	2,654
Winter Haven, Polk	2,447
Lake City, Columbia	2,199
Panama City, Bay	2,188
Coral Springs, Broward	2,168
Delray Beach, Palm Beach	2,127
Opa Locka, Dade	2,126
Immokalee, Collier	2,025
Brandon, Hillsborough	1,922
Doral, Dade	1,788
Davie, Broward	1,767
Sunrise, Broward	1,767
Fort Pierce, St. Lucie	1,736
Riverview, Hillsborough	1,720
Stuart, Martin	1,708
Apopka, Orange	1,661
Plant City, Hillsborough	1,656
North Miami Beach, Dade	1,629
Missing, Broward	1,598
Largo, Pinellas	1,598
Milton, Santa Rosa	1,556
Saint Augustine, St. Johns	1,548
Melbourne, Brevard	1,526
Jupiter, Palm Beach	1,510
Sanford, Seminole	1,474
Deerfield Beach, Broward	1,468
Vero Beach, Indian River	1,395
Tamarac, Broward	1,395
Plantation, Broward	1,390

COVID-19: characteristics of 436,867 Florida resident cases

Data through Jul 27, 2020 verified as of Jul 28, 2020 at 09:25 AM

Data in this report are provisional and subject to change.

The table below includes the cities and counties of residence for cases in Florida residents based on the patient's ZIP Code.

Note that city is not always received as part of the initial notification and may be missing while the case is being investigated.

City and county	Cases
New Port Richey, Pasco	1,386
Daytona Beach, Volusia	1,348
Lake Worth Beach, Palm Beach	1,345
Deltona, Volusia	1,250
Orange Park, Clay	1,226
Palmetto, Manatee	1,217
Saint Cloud, Osceola	1,208
Margate, Broward	1,114
Arcadia, Desoto	1,080
Palm Bay, Brevard	1,068
Clermont, Lake	1,067
Palm Beach Gardens, Palm Beach	1,059
Deland, Volusia	1,047
Winter Park, Orange	1,045
Winter Garden, Orange	1,031
North Lauderdale, Broward	1,028
Altamonte Springs, Seminole	1,013
Royal Palm Beach, Palm Beach	992
Weston, Broward	991
Oviedo, Seminole	988
Hallandale, Broward	982
Bonita Springs, Lee	973
Davenport, Polk	972
North Miami, Dade	963
Coconut Creek, Broward	941
Ocoee, Orange	926
Port Charlotte, Charlotte	911
Haines City, Polk	910
Coral Gables, Dade	888
Indiantown, Martin	884
Land O Lakes, Pasco	868
Palm Harbor, Pinellas	861
Fort Walton Beach, Okaloosa	848
Live Oak, Suwannee	845
Spring Hill, Hernando	839
Oakland Park, Broward	829
Clewiston, Hendry	828
Wesley Chapel, Pasco	827
Wellington, Palm Beach	821
Okeechobee, Okeechobee	812
Florida City, Dade	805
Ruskin, Hillsborough	785
Pinellas Park, Pinellas	784
Quincy, Gadsden	759
Longwood, Seminole	751
Belle Glade, Palm Beach	748
Lutz, Hillsborough	744
Seminole, Pinellas	737
Valrico, Hillsborough	720
Pembroke Pines, Broward	692
Windermere, Orange	662
Punta Gorda, Charlotte	661
Leesburg, Lake	645
Wimauma, Hillsborough	640
Missing, Palm Beach	635
Casselberry, Seminole	634
Jacksonville Beach, Duval	632
Bartow, Polk	608
Palm Coast, Flagler	601

COVID-19: characteristics of 436,867 Florida resident cases

Data through Jul 27, 2020 verified as of Jul 28, 2020 at 09:25 AM

Data in this report are provisional and subject to change.

The table below includes the cities and counties of residence for cases in Florida residents based on the patient's ZIP Code.

Note that city is not always received as part of the initial notification and may be missing while the case is being investigated.

City and county	Cases
Aventura, Dade	590
Palatka, Putnam	587
Miami Lakes, Dade	580
Ormond Beach, Volusia	564
Lake Mary, Seminole	561
Tavares, Lake	549
Cocoa, Brevard	547
Labelle, Hendry	540
Middleburg, Clay	533
Kissimmee, Polk	525
Cantonment, Escambia	525
North Port, Sarasota	522
Crestview, Okaloosa	520
Zephyrhills, Pasco	516
Key West, Monroe	515
Auburndale, Polk	515
Brooksville, Hernando	505
North Fort Myers, Lee	505
Hudson, Pasco	502
Missing, Dade	502
Winter Springs, Seminole	494
Port Richey, Pasco	493
Sebring, Highlands	487
Gulf Breeze, Santa Rosa	471
Loxahatchee, Palm Beach	465
Dade City, Pasco	465
Crawfordville, Wakulla	461
Maitland, Orange	459
Marianna, Jackson	443
Tarpon Springs, Pinellas	439
Seffner, Hillsborough	433
Mulberry, Polk	433
Lake Wales, Polk	431
Riviera Beach, Palm Beach	425
Port Orange, Volusia	421
Venice, Sarasota	417
Ponte Vedra Beach, St. Johns	417
Orange City, Volusia	412
Saint Johns, St. Johns	408
Cooper City, Broward	408
Sarasota, Manatee	407
Fernandina Beach, Nassau	402
Holiday, Pasco	399
Wauchula, Hardee	391
South Bay, Palm Beach	388
Jasper, Hamilton	388
Dunedin, Pinellas	387
Panama City Beach, Bay	382
Missing, Collier	381
Pahokee, Palm Beach	380
South Miami, Dade	373
Navarre, Santa Rosa	370
Merritt Island, Brevard	369
Destin, Okaloosa	369
Dania, Broward	362
Green Cove Springs, Clay	361
Moore Haven, Glades	361
Parrish, Manatee	358
Eustis, Lake	355

COVID-19: characteristics of 436,867 Florida resident cases

Data through Jul 27, 2020 verified as of Jul 28, 2020 at 09:25 AM

Data in this report are provisional and subject to change.

The table below includes the cities and counties of residence for cases in Florida residents based on the patient's ZIP Code.

Note that city is not always received as part of the initial notification and may be missing while the case is being investigated.

City and county	Cases
The Villages, Sumter	353
Fellsmere, Indian River	352
Fleming Island, Clay	350
Palm City, Martin	348
Santa Rosa Beach, Walton	346
Titusville, Brevard	344
Avon Park, Highlands	344
Pinecrest, Dade	344
Dover, Hillsborough	341
Defuniak Springs, Walton	340
Madison, Madison	340
Rockledge, Brevard	339
Lantana, Palm Beach	336
Gibsonton, Hillsborough	334
Missing, Hillsborough	333
Odessa, Hillsborough	326
Chipley, Washington	322
Lynn Haven, Bay	321
Graceville, Jackson	318
Estero, Lee	315
Bonifay, Holmes	313
Groveland, Lake	308
New Smyrna Beach, Volusia	302
Inverness, Citrus	298
Polk City, Polk	293
Bristol, Liberty	293
Parkland, Broward	289
Key Biscayne, Dade	287
Atlantic Beach, Duval	285
Lauderdale Lakes, Broward	282
Missing, Duval	281
Mount Dora, Lake	276
Lauderhill, Broward	271
Debary, Volusia	268
Crescent City, Putnam	266
Niceville, Okaloosa	265
Oldsmar, Pinellas	259
North Palm Beach, Palm Beach	240
Missing, Orange	238
Perry, Taylor	237
Hobe Sound, Martin	237
Apollo Beach, Hillsborough	232
Frostproof, Polk	231
Wilton Manors, Broward	231
Missing, Pasco	229
Palm Springs, Palm Beach	228
Pace, Santa Rosa	225
Lithia, Hillsborough	221
Sun City Center, Hillsborough	215
Fort Meade, Polk	212
Ellenton, Manatee	210
Sebastian, Indian River	210
Ponte Vedra, St. Johns	209
Sneads, Jackson	207
Missing, Santa Rosa	206
Trenton, Gilchrist	205
Alachua, Alachua	203
Bushnell, Sumter	201
Safety Harbor, Pinellas	200

COVID-19: characteristics of 436,867 Florida resident cases

Data through Jul 27, 2020 verified as of Jul 28, 2020 at 09:25 AM

Data in this report are provisional and subject to change.

The table below includes the cities and counties of residence for cases in Florida residents based on the patient's ZIP Code.

Note that city is not always received as part of the initial notification and may be missing while the case is being investigated.

City and county	Cases
Yulee, Nassau	198
Missing, St. Johns	197
Summerfield, Marion	194
Palmetto Bay, Dade	187
Missing, Hendry	186
Macclenny, Baker	185
Missing, St. Lucie	184
Missing, Polk	182
Bellevue, Marion	171
Key Largo, Monroe	171
Jensen Beach, Martin	170
Wildwood, Sumter	166
Crystal River, Citrus	165
Starke, Bradford	165
Williston, Levy	163
Missing, Hardee	162
Chiefland, Levy	161
Missing, Lee	155
Homosassa, Citrus	154
Lake Placid, Highlands	151
Lady Lake, Lake	151
Mascotte, Lake	150
Edgewater, Volusia	148
Jacksonville, St. Johns	147
Bowling Green, Hardee	147
Blountstown, Calhoun	146
Missing, Marion	145
Callahan, Nassau	144
Missing, Volusia	143
Monticello, Jefferson	143
Missing, Citrus	141
Newberry, Alachua	138
Mary Esther, Okaloosa	137
Old Town, Dixie	137
Shalimar, Okaloosa	135
Port Saint Joe, Gulf	135
Havana, Gadsden	132
Thonotosassa, Hillsborough	132
Lake Alfred, Polk	131
Cocoa Beach, Brevard	130
Missing, Desoto	127
Satellite Beach, Brevard	126
Marathon, Monroe	126
Myakka City, Manatee	125
Freeport, Walton	124
Dunnellon, Marion	124
Southwest Ranches, Broward	123
Neptune Beach, Duval	123
Missing, Osceola	122
Missing, Madison	121
Missing, Brevard	121
Minneola, Lake	121
Jennings, Hamilton	120
Clearwater Beach, Pinellas	119
Lake Butler, Union	115
Nokomis, Sarasota	115
Pierson, Volusia	112
Sorrento, Lake	110
Medley, Dade	110

COVID-19: characteristics of 436,867 Florida resident cases

Data through Jul 27, 2020 verified as of Jul 28, 2020 at 09:25 AM

Data in this report are provisional and subject to change.

The table below includes the cities and counties of residence for cases in Florida residents based on the patient's ZIP Code.

Note that city is not always received as part of the initial notification and may be missing while the case is being investigated.

City and county	Cases
Spring Hill, Pasco	109
Holly Hill, Volusia	107
Carol City, Dade	107
Missing, Martin	106
Chattahoochee, Gadsden	105
Missing, Highlands	105
Lake Park, Palm Beach	103
Englewood, Charlotte	102
West Melbourne, Brevard	101
Missing, Hernando	100
Hilliard, Nassau	99
Tavernier, Monroe	97
Marco Island, Collier	96
Raiford, Union	96
De Leon Springs, Volusia	96
Bunnell, Flagler	95
Missing, Indian River	94
Midway, Gadsden	91
Lecanto, Citrus	91
Gulfport, Pinellas	88
Bell, Gilchrist	87
Zolfo Springs, Hardee	86
Missing, Seminole	86
Alva, Lee	86
Jay, Santa Rosa	85
Missing, Monroe	84
Miramar Beach, Walton	84
Indialantic, Brevard	83
Missing, Pinellas	83
Mayo, Lafayette	82
Cross City, Dixie	81
Palm Beach, Palm Beach	81
Beverly Hills, Citrus	81
Tequesta, Palm Beach	81
Molino, Escambia	80
Montverde, Lake	78
Umatilla, Lake	78
Missing, Sarasota	78
Englewood, Sarasota	77
Wewahitchka, Gulf	76
Chuluota, Seminole	75
Flagler Beach, Flagler	75
Bronson, Levy	74
Fruitland Park, Lake	72
Gotha, Orange	71
Trinity, Pasco	71
Fort White, Columbia	71
East Palatka, Putnam	70
Oxford, Sumter	70
Cape Canaveral, Brevard	70
Missing, Nassau	70
Greenwood, Jackson	68
Hernando, Citrus	68
Rotunda West, Charlotte	67
Avon Park, Polk	66
Missing, Jackson	66
Geneva, Seminole	66
Kenneth City, Pinellas	65
Missing, Clay	65

COVID-19: characteristics of 436,867 Florida resident cases

Data through Jul 27, 2020 verified as of Jul 28, 2020 at 09:25 AM

Data in this report are provisional and subject to change.

The table below includes the cities and counties of residence for cases in Florida residents based on the patient's ZIP Code. Note that city is not always received as part of the initial notification and may be missing while the case is being investigated.

City and county	Cases
South Daytona, Volusia	64
High Springs, Alachua	64
Archer, Alachua	63
Dunnellon, Citrus	63
Keystone Heights, Clay	63
West Miami, Dade	61
Cottondale, Jackson	61
Eagle Lake, Polk	60
Gretna, Gadsden	60
Fort Myers Beach, Lee	60
Vernon, Washington	60
Mims, Brevard	58
Altha, Calhoun	58
Missing, Escambia	58
Glen Saint Mary, Baker	58
Missing, Manatee	57
Missing, Lake	57
Ave Maria, Collier	57
Lake Panasoffkee, Sumter	56
Hawthorne, Alachua	56
Weeki Wachee, Hernando	55
Missing, Flagler	54
Hastings, St. Johns	54
Century, Escambia	53
Melbourne Beach, Brevard	53
Southport, Bay	52
O Brien, Suwannee	52
Zellwood, Orange	52
Missing, Leon	52
Pomona Park, Putnam	51
Youngstown, Bay	51
Belle Isle, Orange	51
Interlachen, Putnam	50
Missing, Okaloosa	50
Citra, Marion	49
White Springs, Hamilton	49
Oakland, Orange	49
Indian Rocks Beach, Pinellas	49
Silver Springs, Marion	48
Dundee, Polk	48
Islamorada, Monroe	48
Baker, Okaloosa	48
Reddick, Marion	47
South Pasadena, Pinellas	47
Sanderson, Baker	47
Missing, Unknown	47
Surfside, Dade	47
Missing, Washington	46
Bal Harbour, Dade	46
Coconut Grove, Dade	46
Missing, Gulf	45
Branford, Suwannee	45
Missing, Gadsden	44
Missing, Levy	44
Satsuma, Putnam	44
Apalachicola, Franklin	43
Biscayne Park, Dade	43
Seville, Volusia	43
Osprey, Sarasota	43

COVID-19: characteristics of 436,867 Florida resident cases

Data through Jul 27, 2020 verified as of Jul 28, 2020 at 09:25 AM

Data in this report are provisional and subject to change.

The table below includes the cities and counties of residence for cases in Florida residents based on the patient's ZIP Code.

Note that city is not always received as part of the initial notification and may be missing while the case is being investigated.

City and county	Cases
Greenville, Madison	43
Grand Island, Lake	42
Webster, Sumter	42
Viera, Brevard	42
Greenacres, Palm Beach	40
Indian Harbour Beach, Brevard	39
Missing, Wakulla	39
Ocklawaha, Marion	38
Lawtey, Bradford	38
San Antonio, Pasco	38
Coleman, Sumter	37
Missing, Walton	37
Lakewood Ranch, Manatee	36
Grand Ridge, Jackson	36
El Portal, Dade	36
Missing, Okeechobee	36
Missing, Calhoun	35
Lee, Madison	35
Poinciana, Polk	35
Lake Hamilton, Polk	34
Christmas, Orange	34
Celebration, Osceola	34
Sanibel, Lee	34
Mcdavid, Escambia	33
Stock Island, Monroe	32
Howey-In-The-Hills, Lake	32
Fountain, Bay	32
Missing, Baker	31
Princeton, Dade	31
Elkton, St. Johns	31
Cutler Bay, Dade	31
Mcalpin, Suwannee	30
Missing, Gilchrist	30
Missing, Holmes	30
Juno Beach, Palm Beach	30
Center Hill, Sumter	30
Malabar, Brevard	30
Melrose, Putnam	30
Florida State University, Leon	30
Steinhatchee, Taylor	28
Citrus Springs, Citrus	28
Lake Helen, Volusia	28
Welaka, Putnam	28
Lauderdale By The Sea, Broward	28
Madeira Beach, Pinellas	28
Inlet Beach, Walton	28
Malone, Jackson	27
Osteen, Volusia	27
Westville, Holmes	27
Missing, Sumter	26
Bokeelia, Lee	26
Micanopy, Alachua	26
Big Pine Key, Monroe	26
Canal Point, Palm Beach	26
Alford, Jackson	26
Atlantis, Palm Beach	26
Morriston, Levy	25
Greensboro, Gadsden	25
Weirsdale, Marion	25

COVID-19: characteristics of 436,867 Florida resident cases

Data through Jul 27, 2020 verified as of Jul 28, 2020 at 09:25 AM

Data in this report are provisional and subject to change.

The table below includes the cities and counties of residence for cases in Florida residents based on the patient's ZIP Code.

Note that city is not always received as part of the initial notification and may be missing while the case is being investigated.

City and county	Cases
Hypoluxo, Palm Beach	25
Wellborn, Suwannee	24
Floral City, Citrus	24
The Villages, Lake	24
Summerland Key, Monroe	24
Hosford, Liberty	24
Hallandale Beach, Broward	24
Patrick Air Force Base, Brevard	24
Babson Park, Polk	24
Astatula, Lake	24
Anthony, Marion	23
Lady Lake, Sumter	23
Felda, Hendry	23
Laurel Hill, Okaloosa	23
Naranja, Dade	23
Astor, Lake	23
Fern Park, Seminole	23
Belleair, Pinellas	23
Valparaiso, Okaloosa	22
Missing, Bay	22
Florida Dept Of Corrections, Union	22
Missing, Liberty	22
Carrabelle, Franklin	22
Ochopee, Collier	22
Sunny Isles Beach, Dade	21
Odessa, Pasco	20
Destin, Walton	20
Bryceville, Nassau	20
Grant-Valkaria, Brevard	20
Belleair Beach, Pinellas	20
Missing, Jefferson	20
San Mateo, Putnam	20
Miami Springs, Dade	19
Unknown, Orange	19
Eglin Air Force Base, Okaloosa	19
Longboat Key, Manatee	19
Bradenton Beach, Manatee	19
Haverhill, Palm Beach	18
Saint James City, Lee	18
Yalaha, Lake	18
Campbellton, Jackson	18
Kissimmee, Orange	18
Sweetwater, Dade	18
Hialeah Gardens, Dade	17
Eastpoint, Franklin	17
Missing, Suwannee	17
Crystal Beach, Pinellas	17
Altoona, Lake	17
Temple Terrace, Hillsborough	16
Missing, Bradford	16
Sumterville, Sumter	16
Ponce De Leon, Holmes	16
Holt, Okaloosa	16
Baldwin, Duval	16
Edgewood, Orange	16
Kendall, Dade	16
Lamont, Jefferson	16
Missing, Charlotte	16
Clarksville, Calhoun	16

COVID-19: characteristics of 436,867 Florida resident cases

Data through Jul 27, 2020 verified as of Jul 28, 2020 at 09:25 AM

Data in this report are provisional and subject to change.

The table below includes the cities and counties of residence for cases in Florida residents based on the patient's ZIP Code.

Note that city is not always received as part of the initial notification and may be missing while the case is being investigated.

City and county	Cases
Caryville, Washington	16
Golden Beach, Dade	15
North Bay Village, Dade	15
Oak Hill, Volusia	15
Missing, Union	14
Alafaya, Orange	13
Sopchoppy, Wakulla	13
Carrollwood, Hillsborough	13
Waverly, Polk	13
Paisley, Lake	13
Ona, Hardee	13
Missing, Dixie	13
Callaway, Bay	13
Placida, Charlotte	13
Kindred, Osceola	12
Fort Denaud, Hendry	12
Terra Ceia, Manatee	12
Bascom, Jackson	12
Georgetown, Putnam	12
Village Of Palmetto Bay, Dade	12
Singer Island, Palm Beach	12
Fruit Cove, St. Johns	12
Missing, Taylor	12
Panacea, Wakulla	12
Pinetta, Madison	12
Miami Shores, Dade	12
Tice, Lee	12
Fort Mccoy, Marion	12
Ponce Inlet, Volusia	12
Barefoot Bay, Brevard	11
Lighthouse Point, Broward	11
Okahumpka, Lake	11
Florahome, Putnam	11
West Park, Broward	11
Goulds, Dade	11
Eaton Park, Polk	11
Hollister, Putnam	11
Holmes Beach, Manatee	11
Nocatee, Desoto	10
Santa Fe, Alachua	10
Missing, Franklin	10
Harmony, Osceola	10
Heathrow, Seminole	10
Palmdale, Glades	10
Unknown, Dade	10
Winter Park, Seminole	10
Sebastian, Brevard	10
Bellview, Escambia	10
Brooker, Bradford	10
Missing, Glades	10
Tierra Verde, Pinellas	9
North Redington Beach, Pinellas	9
Mangonia Park, Palm Beach	9
Balm, Hillsborough	9
Lake Suzy, Desoto	9
Dania Beach, Broward	9
Bay Harbor Islands, Dade	9
Bayonet Point, Pasco	9
Waldo, Alachua	9

COVID-19: characteristics of 436,867 Florida resident cases

Data through Jul 27, 2020 verified as of Jul 28, 2020 at 09:25 AM

Data in this report are provisional and subject to change.

The table below includes the cities and counties of residence for cases in Florida residents based on the patient's ZIP Code. Note that city is not always received as part of the initial notification and may be missing while the case is being investigated.

City and county	Cases
Walnut Hill, Escambia	8
Treasure Island, Pinellas	8
Highland City, Polk	8
Missing, Lafayette	8
Ocean Ridge, Palm Beach	8
Sun City, Hillsborough	8
Kinard, Calhoun	8
Intercession City, Osceola	8
Palm Shores, Brevard	8
Mexico Beach, Bay	8
Hampton, Bradford	8
Labelle, Glades	8
Matlacha, Lee	8
Reunion, Osceola	7
Lutz, Pasco	7
Sydney, Hillsborough	7
Tyndall Air Force Base, Bay	7
Shady Grove, Taylor	7
Tioga, Alachua	7
Buena Ventura Lakes, Osceola	7
Orange Lake, Marion	7
Inglis, Levy	7
Eloise, Polk	7
Key Colony Beach, Monroe	7
Enterprise, Volusia	6
Wabasso, Indian River	6
Homosassa Springs, Citrus	6
Gonzalez, Escambia	6
Cedar Key, Levy	6
Missing, Alachua	6
Wahneta, Polk	6
Venus, Highlands	6
Lorida, Highlands	6
Jacksonville, Unknown	6
La Crosse, Alachua	6
Maitland, Seminole	6
Kathleen, Polk	6
Paxton, Walton	6
Palma Sola, Manatee	6
Penney Farms, Clay	5
Pensacola Beach, Santa Rosa	5
Woodville, Leon	5
Long Boat Key, Manatee	5
Cloud Lake, Palm Beach	5
Bay Pines, Pinellas	5
Crystal Springs, Pasco	5
Ponce De Leon, Walton	5
Saint Pete Beach, Pinellas	5
Bradley, Polk	5
Mango, Hillsborough	5
Orlando, Seminole	5
Miami, Unknown	5
Goodland, Collier	5
Altamonte Springs, Orange	5
West Delray Beach, Palm Beach	5
Perrine, Dade	5
Dowling Park, Suwannee	5
Hollywood, Unknown	5
Kenansville, Osceola	5

COVID-19: characteristics of 436,867 Florida resident cases

Data through Jul 27, 2020 verified as of Jul 28, 2020 at 09:25 AM

Data in this report are provisional and subject to change.

The table below includes the cities and counties of residence for cases in Florida residents based on the patient's ZIP Code.

Note that city is not always received as part of the initial notification and may be missing while the case is being investigated.

City and county	Cases
Poinciana, Osceola	5
Hiawassee, Orange	5
Indian Lake Estates, Polk	5
Maxville, Duval	4
Hernando Beach, Hernando	4
Ft Pierce, St. Lucie	4
Centerville, Leon	4
Pine Castle, Orange	4
Ybor City, Hillsborough	4
Eatonville, Orange	4
Lehigh, Lee	4
Aloma, Orange	4
Steinhatchee, Dixie	4
Tallevast, Manatee	4
Missing, Putnam	4
Perdido Key, Escambia	4
Nichols, Polk	4
Nobleton, Hernando	4
Northdale, Hillsborough	4
Celebration, Orange	4
Leisure City, Dade	4
Ferndale, Lake	4
Bagdad, Santa Rosa	4
Ridge Manor, Pasco	4
Unknown, Broward	4
Saint Lucie West, St. Lucie	4
Siesta Key, Sarasota	4
Pembroke Park, Broward	4
Tangerine, Orange	4
Mayport, Duval	4
North Venice, Sarasota	4
Cudjoe Key, Monroe	4
Homeland, Polk	4
Bonifay, Washington	4
Ebro, Washington	4
Plymouth, Orange	4
Dinsmore, Duval	3
Davenport, Osceola	3
Green Acres, Palm Beach	3
Lake City, Suwannee	3
Hialeah, Unknown	3
Long Key, Monroe	3
Cutler Ridge, Dade	3
Duette, Manatee	3
East Lake, Marion	3
Azalea Park, Orange	3
Anna Maria, Manatee	3
Trilby, Pasco	3
Missing, Hamilton	3
Parker, Bay	3
Pine Hills, Orange	3
Boca Grande, Lee	3
Buckingham, Lee	3
Candler, Marion	3
Graceville, Holmes	3
Hallandle Beach, Broward	3
Fisher Island, Dade	3
Trenton, Levy	3
Quail Heights, Dade	3

COVID-19: characteristics of 436,867 Florida resident cases

Data through Jul 27, 2020 verified as of Jul 28, 2020 at 09:25 AM

Data in this report are provisional and subject to change.

The table below includes the cities and counties of residence for cases in Florida residents based on the patient's ZIP Code.

Note that city is not always received as part of the initial notification and may be missing while the case is being investigated.

City and county	Cases
Belleair Bluffs, Pinellas	3
Captiva, Lee	3
Fort Lauderdale, Unknown	3
Micco, Brevard	3
Lynbrook, Broward	3
Lowell, Marion	3
Little Torch Key, Monroe	3
Lake Como, Putnam	3
Lake Monroe, Seminole	3
Port Saint John, Brevard	3
Pasadena, Pinellas	3
Saint Leo, Pasco	3
Oneco, Manatee	3
Mount Plymouth, Lake	3
Vernon, Bay	3
Virginia Gardens, Dade	3
South Palm Beach, Palm Beach	3
Westchase, Hillsborough	3
Miromar Lakes, Lee	3
Miami, Broward	3
Mayport Naval Housing, Duval	3
Gulf Stream, Palm Beach	3
City Of Sunrise, Broward	3
Braden River, Manatee	3
Fpo, Duval	3
Elfers, Pasco	3
Saint Marks, Wakulla	3
Rubonia, Manatee	3
Pompano Beach, Unknown	3
Indian Creek Village, Dade	3
Gulf Hammock, Levy	3
Lulu, Columbia	3
Lacoochee, Pasco	3
Lamont, Taylor	2
Milligan, Okaloosa	2
Glenwood, Volusia	2
Gulf Breeze, Escambia	2
Homeless, Hillsborough	2
Deerfield Beach, Unknown	2
Sugarloaf, Monroe	2
Venice, Manatee	2
Unknown, Seminole	2
Longboat Key, Sarasota	2
Lakeshore, Polk	2
Earleton, Alachua	2
Branford, Lafayette	2
Clewiston, Palm Beach	2
Psl, Unknown	2
Ormond Beach, Flagler	2
Mesa, Unknown	2
San Carlos Park, Lee	2
Sorrento, Orange	2
Everglades National Park, Dade	2
Wakulla Springs, Wakulla	2
Union Park, Orange	2
Samoset, Manatee	2
Mulberry, Hillsborough	2
New Smyrna, Volusia	2
Oakland Park, Unknown	2

COVID-19: characteristics of 436,867 Florida resident cases

Data through Jul 27, 2020 verified as of Jul 28, 2020 at 09:25 AM

Data in this report are provisional and subject to change.

The table below includes the cities and counties of residence for cases in Florida residents based on the patient's ZIP Code. Note that city is not always received as part of the initial notification and may be missing while the case is being investigated.

City and county	Cases
Palma Ceia, Hillsborough	2
Sand Lake, Orange	2
Roseland, Indian River	2
Orlando, Osceola	2
West Palm Beach, Unknown	2
Lauderhill, Unknown	2
Lake Butler, Bradford	2
Miami, Martin	2
Fort Lauderdale, Dade	2
Durant, Hillsborough	2
El Jobean, Charlotte	2
Lockhart, Orange	2
Jensen Beach, St. Lucie	2
Loxahatchee Groves, Palm Beach	2
Laud-By-The-Sea, Broward	2
Hallandale Beach, Unknown	2
Hawthorne, Putnam	2
Archer, Levy	2
Ramrod Key, Monroe	2
River Ranch, Polk	2
Orlando, Unknown	2
Ponte Vedra, Duval	2
Port Charlotte, Unknown	2
University Park, Manatee	2
Valkaria, Brevard	2
The Villages, Marion	2
West Villages, Sarasota	2
Inlet Beach, Bay	2
Jacksonville, Clay	2
Clermont, Orange	2
Sunny Hills, Washington	2
Switzerland, St. Johns	2
Oklawaha, Marion	2
Milton, Escambia	2
Laurel, Sarasota	2
Manalapan, Palm Beach	2
Margate, Unknown	2
Madison, Unknown	2
Sparr, Marion	2
Town N Country, Hillsborough	2
Port Salerno, Martin	2
Bayshore Gardens, Manatee	2
Daytona Beach Shores, Volusia	2
Lealman, Pinellas	2
Horseshoe Beach, Dixie	2
Everglades City, Collier	2
Fort Charlotte, Charlotte	2
Lake Harbor, Palm Beach	2
Loughman, Polk	2
Murdock, Charlotte	2
Chokoloskee, Collier	2
Alturas, Polk	2
Goldenrod, Seminole	2
Forest City, Orange	2
Orlando, Brevard	2
Yankeetown, Levy	2
Westlake, Palm Beach	1
Wimauma, Manatee	1
Telogia, Liberty	1

COVID-19: characteristics of 436,867 Florida resident cases

Data through Jul 27, 2020 verified as of Jul 28, 2020 at 09:25 AM

Data in this report are provisional and subject to change.

The table below includes the cities and counties of residence for cases in Florida residents based on the patient's ZIP Code.

Note that city is not always received as part of the initial notification and may be missing while the case is being investigated.

City and county	Cases
Turmero, Dade	1
Tampa, Dade	1
Palm Coast, Orange	1
Saint Cloud, Orange	1
Saint Petersburg, Dade	1
San Pedro Sula, Dade	1
Port Charlotte Fl, Unknown	1
Seminole, Orange	1
Scottsmoor, Brevard	1
Gastonia, Polk	1
Hialean, Unknown	1
Deltona , Volusia	1
999999, Okaloosa	1
Bartow, Unknown	1
Caryville, Holmes	1
Cassadaga, Volusia	1
Champions Gate, Polk	1
Bostwick, Putnam	1
Coral Springs, Unknown	1
Cosselberry, Orange	1
Darien, Pasco	1
Miami Granders, Dade	1
Lanark Village, Franklin	1
Gibsonia, Polk	1
Greenacres, Unknown	1
Hallandate Ben, Unknown	1
Hurlburt Field, Okaloosa	1
Longwood, Orange	1
Live Oak, Columbia	1
Cottondale, Washington	1
Everett, Dade	1
Bonita Springs, Collier	1
Catonment, Escambia	1
Apopka, Unknown	1
Alligator Point, Wakulla	1
Baton Rouge, Duval	1
Redington Beach, Pinellas	1
Redington Shores, Pinellas	1
Saint Cloud, Manatee	1
Tampa, Orange	1
South Fort Myers, Lee	1
University Of Central Fl, Orange	1
Valrico, Orange	1
Winterpark, Unknown	1
Wewahitchka, Calhoun	1
Mid Florida, Seminole	1
Nokomis, Palm Beach	1
N/A, Duval	1
Orlando, Orange	1
Palm City, Unknown	1
Ocala, Unknown	1
Ocean Breeze, Martin	1
Lake Wales, Escambia	1
Miamf, Dade	1
Olustee, Baker	1
Okeechobee, St. Lucie	1
Tampa Palms, Hillsborough	1
Sewalls Point, Martin	1
San Antonio, Unknown	1

COVID-19: characteristics of 436,867 Florida resident cases

Data through Jul 27, 2020 verified as of Jul 28, 2020 at 09:25 AM

Data in this report are provisional and subject to change.

The table below includes the cities and counties of residence for cases in Florida residents based on the patient's ZIP Code. Note that city is not always received as part of the initial notification and may be missing while the case is being investigated.

City and county	Cases
Pine Ridge, Citrus	1
Tewksbury, Orange	1
South Daytona Beach, Volusia	1
Tampa, Pinellas	1
Wesley Chapel, Alachua	1
Weston, Dade	1
Unknown, Columbia	1
Unknown, Palm Beach	1
Watersound, Walton	1
Clermont, Polk	1
Cortez, Manatee	1
Dade City, Hillsborough	1
Celeste, Broward	1
Arondale, Hillsborough	1
Bay Lake, Orange	1
Beverly Beach, Flagler	1
Aollywoss, Dade	1
99, Unknown	1
Air Mail Facility, Dade	1
Kissimmee, Brevard	1
Hollywood, Dade	1
Grandin, Putnam	1
Greenville, Jefferson	1
Fl, Dade	1
Florence Villa, Polk	1
Fort Pierce, Martin	1
Estero, Collier	1
Fellsmele, Brevard	1
Doctors Inlet, Clay	1
Wintergarden, Orange	1
Washington, Unknown	1
West Bradenton, Manatee	1
Tallahassee, Unknown	1
Venice, Hillsborough	1
Unkown, Seminole	1
Port Everglades, Broward	1
Palm Beach Shores, Palm Beach	1
Saint Augusaintine Beach, St. Johns	1
Seven Springs, Pasco	1
Mount Pleasant, Gadsden	1
Orlando, Columbia	1
Niceville, Walton	1
Boca Raton, Orange	1
Davenport, Orange	1
Immokalee, Lee	1
Indian Shores, Pinellas	1
Middlesburg, Duval	1
Jupiter, Duval	1
Louisville, Broward	1
Franklin, Orange	1
Haines City, Orange	1
Clearwater, Hillsborough	1
Apo, Collier	1
Astor, Volusia	1
At Large, Broward	1
Austin, Dade	1
Marathon Shores, Monroe	1
Mayport Naval Station, Duval	1
Mount Dora, Orange	1

COVID-19: characteristics of 436,867 Florida resident cases

Data through Jul 27, 2020 verified as of Jul 28, 2020 at 09:25 AM

Data in this report are provisional and subject to change.

The table below includes the cities and counties of residence for cases in Florida residents based on the patient's ZIP Code.

Note that city is not always received as part of the initial notification and may be missing while the case is being investigated.

City and county	Cases
New Church, Palm Beach	1
New Port Richey, Hillsborough	1
Jena, Taylor	1
Jonesville, Alachua	1
Laurel Hill, Walton	1
Litchfield Park, Unknown	1
Weston, Unknown	1
West Hollywood, Broward	1
Winter Springs, Orange	1
Oviedo, Orange	1
Okeechobee, Highlands	1
Orange Park, Duval	1
Pensacola Naval Hospital, Escambia	1
Point Washington, Walton	1
Seacrest, Bay	1
Stiamk, Dade	1
Unknown Out Of Area, Palm Beach	1
Unknown, Duval	1
Titusville, Seminole	1
Orlando, Manatee	1
Pooler, Broward	1
Pennsacola, Escambia	1
Sarasota, Unknown	1
Seacrest, Walton	1
North Lauderdale, Unknown	1
Okeechobee, Martin	1
Okeechobi, Unknown	1
North Miami, Palm Beach	1
North Port, Manatee	1
Twentynine Palms, Broward	1
University Of Miami, Dade	1
Unknown, Manatee	1
St Cloud, Orange	1
Suwannee, Dixie	1
Salem, Taylor	1
Windermere, Unknown	1
Xifamk, Dade	1
Evinston, Alachua	1
Fanning Springs, Gilchrist	1
Fellsmere, Brevard	1
Fernandina, Nassau	1
Graham, Bradford	1
Cypress Gardens, Polk	1
Hillsboro Beach, Broward	1
Holder, Citrus	1
Lauderdale Lakes, Unknown	1
Key West Naval Air Station, Monroe	1
Indian River Shores, Indian River	1
Indian Rock Beach, Pinellas	1
Miamksaohes, Dade	1
Metter, Manatee	1
Miami Dade, Unknown	1
Sanford, Orange	1
Shady Hills, Pasco	1
Shalimar, Escambia	1
Sharpes, Brevard	1
Uknown, Unknown	1
Unable To Obtain, Palm Beach	1
University Of Tampa, Hillsborough	1

COVID-19: characteristics of 436,867 Florida resident cases

Data through Jul 27, 2020 verified as of Jul 28, 2020 at 09:25 AM

Data in this report are provisional and subject to change.

The table below includes the cities and counties of residence for cases in Florida residents based on the patient's ZIP Code.

Note that city is not always received as part of the initial notification and may be missing while the case is being investigated.

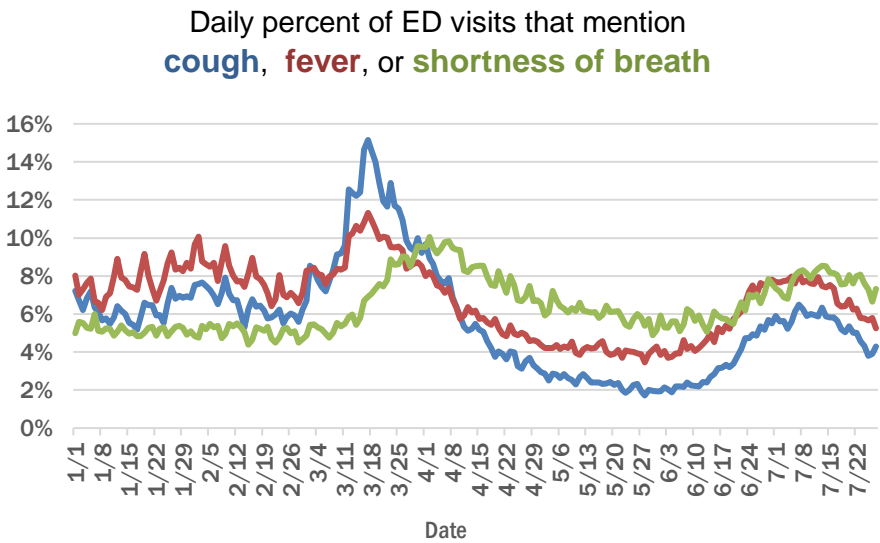
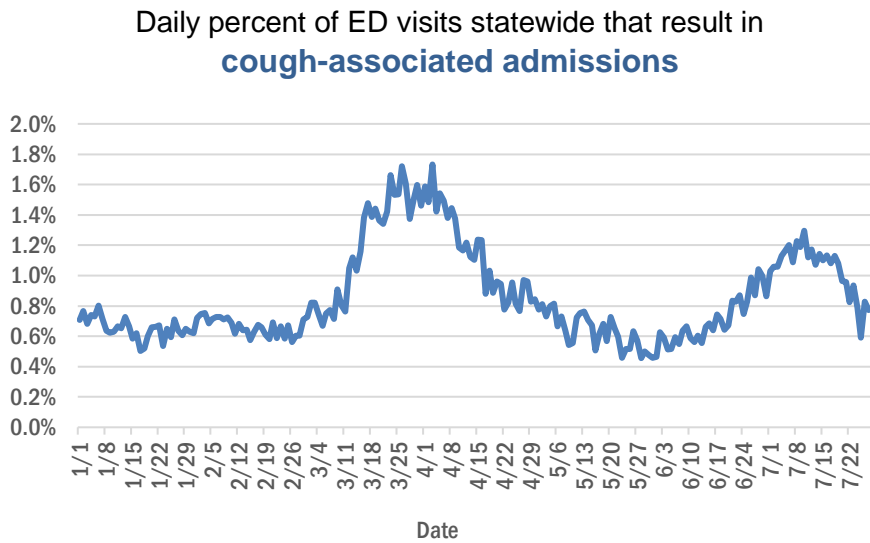
City and county	Cases
Unk, Alachua	1
Watersound, Bay	1
Yeehaw, Okeechobee	1
Miami Gardens, Unknown	1
Miramar, Dade	1
Morriston, Marion	1
Mount Dora, Seminole	1
Naples, Lee	1
North Fort Myers, Charlotte	1
North Laud, Unknown	1
Oldsrav, Manatee	1
Rivera Beach, Palm Beach	1
Perth Amboy, Hillsborough	1
Panama City, Unknown	1
Cape Haze, Charlotte	1
Davie, Unknown	1
Branford, Gilchrist	1
Alva, Escambia	1
Bayou George, Bay	1
Homossa, Orange	1
Hosford, Calhoun	1
Jacksonville Naval Air Station, Duval	1
Jacksonville Naval Hospital, Duval	1
Jacksonville, Nassau	1
Unknown, Volusia	1
Tamarac, Dade	1
Port Saint Lucie, Palm Beach	1
Rocky Point, Hillsborough	1
Saint Johns, Duval	1
Salt Springs, Marion	1
Pensacola Beach, Escambia	1
Pensacola, Unknown	1
Other, Dade	1
Orl, Osceola	1
Westville, Walton	1
White Springs, Columbia	1
Cypress, Jackson	1
Clarcona, Orange	1
Coconut Ck, Unknown	1
Alpharetta, Broward	1
Cape Cord, Lee	1
Homeless, Monroe	1
Homeless, Pinellas	1
Hutchinson Island, St. Lucie	1
Hallandale, Unknown	1
Gainesville, Dade	1
Miccosukee, Leon	1
Miami, Lee	1
Land O Lakes, Hillsborough	1
Layton, Monroe	1
Lehigh Acers, Lee	1
Total	436,867

COVID-19: additional surveillance information

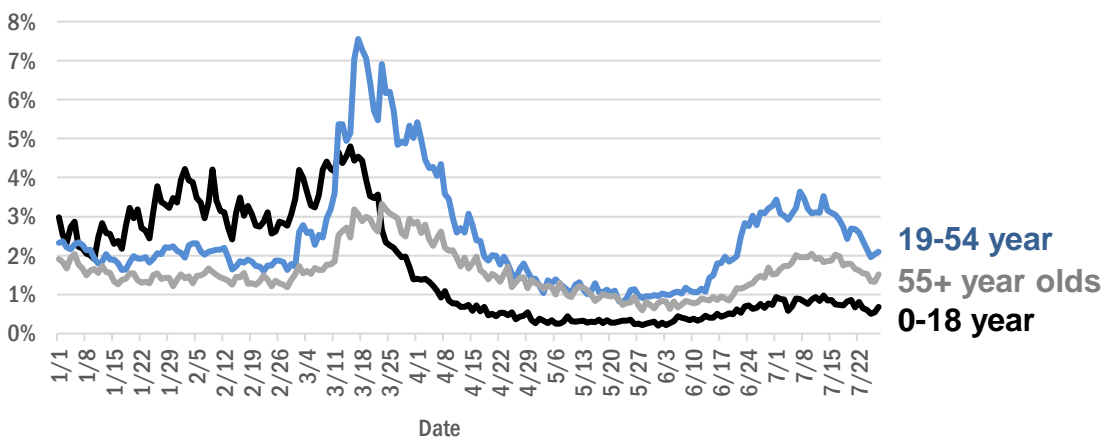
Data through Jul 27, 2020 verified as of Jul 28, 2020 at 09:25 AM

Data in this report are provisional and subject to change.

Statewide emergency department (ED) chief complaint and admission data



Daily percent of ED visits statewide that mention cough by age group



The Electronic Surveillance System for the Early Notification of Community-Based Epidemics (ESSENCE-FL) includes chief complaint data from 211 of 212 Florida EDs. Data are transmitted electronically to ESSENCE-FL daily or hourly.

COVID-19: All persons with tests reported

Data through Jul 27, 2020 verified as of Jul 28, 2020 at 09:25 AM

Data in this report are provisional and subject to change.

The table below includes persons with laboratory results that the Department of Health has received electronically or by mail/fax for Florida residents and non-Florida residents.

County	Awaiting testing	Inconclusive	Negative	Positive	Percent positive	Total tested
Dade	224	1,374	479,154	110,352	19%	590,880
Broward	133	505	323,355	51,657	14%	375,517
Palm Beach	222	543	214,177	31,598	13%	246,318
Hillsborough	168	317	183,233	27,823	13%	211,373
Orange	379	266	215,447	27,820	11%	243,533
Duval	134	213	166,721	20,138	11%	187,072
Pinellas	21	113	139,039	15,541	10%	154,693
Lee	22	35	89,483	14,716	14%	104,234
Polk	37	66	72,610	11,893	14%	84,569
Collier	176	61	47,762	9,069	16%	56,892
Manatee	6	41	67,847	8,090	11%	75,978
Osceola	79	126	47,493	7,973	14%	55,592
Escambia	18	33	54,330	7,250	12%	61,613
Volusia	29	73	57,638	6,473	10%	64,184
Seminole	44	61	54,839	6,231	10%	61,131
Pasco	63	41	53,510	5,992	10%	59,543
Sarasota	23	40	60,158	5,274	8%	65,472
Brevard	7	58	71,171	5,155	7%	76,384
St. Lucie	234	50	33,080	4,714	12%	37,844
Lake	44	61	53,047	4,259	7%	57,367
Leon	32	103	47,700	3,949	8%	51,752
Marion	525	33	36,885	3,928	10%	40,846
Martin	48	32	20,243	3,485	15%	23,760
Alachua	4	20	60,621	3,297	5%	63,938
Bay	10	30	18,495	3,146	15%	21,671
St. Johns	38	34	32,864	3,057	9%	35,955
Santa Rosa	7	27	21,192	2,945	12%	24,164
Clay	15	15	27,964	2,615	9%	30,594
Okaloosa	34	31	22,036	2,482	10%	24,549
Columbia	4	51	9,551	2,285	19%	11,887
Indian River	49	10	21,921	2,073	9%	24,004
Charlotte	5	13	19,987	1,784	8%	21,784
Hendry	2	13	6,124	1,589	21%	7,726
Hernando	1	6	15,019	1,521	9%	16,546
Jackson	5	12	7,835	1,297	14%	9,144
Desoto	6	9	7,712	1,227	14%	8,948
Gadsden	8	33	8,800	1,224	12%	10,057
Putnam	3	9	9,767	1,191	11%	10,967
Monroe	39	8	10,064	1,175	10%	11,247
Citrus	12	11	14,949	1,123	7%	16,083
Highlands	8	12	13,310	1,103	8%	14,425
Walton	2	38	7,063	1,094	13%	8,195
Suwannee	4	11	5,512	1,038	16%	6,561
Sumter	24	14	14,699	1,028	7%	15,741
Nassau	25	18	12,271	986	7%	13,275
Okeechobee	2	12	5,060	853	14%	5,925
Flagler	5	17	12,307	838	6%	13,162
Hardee		5	3,379	805	19%	4,189

COVID-19: All persons with tests reported

Data through Jul 27, 2020 verified as of Jul 28, 2020 at 09:25 AM

Data in this report are provisional and subject to change.

The table below includes persons with laboratory results that the Department of Health has received electronically or by mail/fax for Florida residents and non-Florida residents.

County	Awaiting testing	Inconclusive	Negative	Positive	Percent positive	Total tested
Hamilton	1	2	3,253	565	15%	3,820
Madison	3	9	4,112	560	12%	4,681
Wakulla	2	37	6,408	535	8%	6,980
Unknown		35	4,511	517	10%	5,063
Levy		9	4,953	493	9%	5,455
Washington	4	2	3,433	460	12%	3,895
Holmes	1	8	3,466	399	10%	3,873
Glades		2	682	389	36%	1,073
Liberty	1	1	2,607	340	12%	2,948
Gilchrist	3	6	3,005	324	10%	3,335
Baker	14	1	3,726	322	8%	4,049
Taylor	3	2	2,510	291	10%	2,803
Calhoun	1	5	1,814	265	13%	2,084
Gulf	1	4	2,861	265	8%	3,130
Union		1	2,929	247	8%	3,177
Bradford	1	3	3,597	240	6%	3,840
Dixie		2	2,072	238	10%	2,312
Jefferson	1	2	1,939	184	9%	2,125
Franklin	1	4	2,273	95	4%	2,372
Lafayette		3	747	92	11%	842
Total	3,017	4,842	3,038,322	441,977	13%	3,485,141

COVID-19: testing by laboratory

Data through Jul 27, 2020 verified as of Jul 28, 2020 at 09:25 AM

Data in this report are provisional and subject to change.

The numbers in the table below represent the number for whom test results were received by the Department of Health. A person can be tested by more than one laboratory and can have both positive and negative results. **Therefore, the sum of the numbers in each column will be larger than the total number of people tested.**

Reporting lab	Inconclusive	Negative	Positive	Percent positive	Total
LABORATORY CORPORATION OF AMERICA	941	584,417	85,704	13%	671,062
QUEST DIAGNOSTICS - TAMPA	3,374	576,057	79,704	12%	659,135
BIO REFERENCE LABORATORIES, INC	3,715	380,264	72,549	16%	456,528
GENETWORX	662	350,513	30,106	8%	381,281
REALTOX LABS LLC	1,698	174,119	29,105	14%	204,922
CURATIVE_LABS	1,845	124,555	8,671	6%	135,071
NORTHWEST LABORATORY	133	110,939	4,994	4%	116,066
ADVENT HEALTH LAB	112	101,270	13,973	12%	115,355
MEDICAL DIAGNOSTIC LABORATORIES	673	71,665	10,132	12%	82,470
KORVALABS, INC	698	78,352	3,245	4%	82,295
BIOCOLLECTIONS WORLDWIDE, INC	183	51,092	8,255	14%	59,530
MAYO CLINIC LABORATORIES	94	53,561	5,190	9%	58,845
MEMORIAL REGIONAL HOSPITAL SOUTH	18	42,340	10,621	20%	52,979
QUEST DIAGNOSTICS NICHOLS INSTITUTE, INC.	169	46,334	5,841	11%	52,344
BAYCARE LABORATORIES LLC	246	45,888	4,863	10%	50,997
BPHL-JACKSONVILLE	12	36,472	6,899	16%	43,383
ORLANDO REG MED CENTER CLINICAL LAB	393	37,799	4,784	11%	42,976
SACRED HEART HOSPITAL LABORATORY	2	38,377	4,353	10%	42,732
DIATHERIX LABORATORIES		34,086	4,619	12%	38,705
TAMPA GENERAL HOSPITAL	4	34,233	2,594	7%	36,831
TESTING MATTERS INC		32,098	4,421	12%	36,519
UF PATHLABS	33	34,517	1,295	4%	35,845
ELABNETWORK	1	33,225	2,551	7%	35,777
VIRACOR-EUROFINS LABORATORIES		24,073	7,796	24%	31,869
ARUP LABORATORIES		29,095	2,114	7%	31,209
JACKSON MEMORIAL HOSPITAL CLINICAL LAB	79	24,912	5,910	19%	30,901
MAKO MEDICAL LABORATORIES	881	23,690	4,335	15%	28,906
BPHL-MIAMI	198	22,958	4,506	16%	27,662
BPHL-TAMPA (SPECTRUM BLVD)	44	20,766	3,351	14%	24,161
SHANDS AT THE UNIVERSITY OF FLORIDA	76	21,206	1,047	5%	22,329
AIT LABORATORIES		18,744	2,177	10%	20,921
LAKELAND REGIONAL MEDICAL CENTER	37	16,613	1,878	10%	18,528
ST VINCENT'S MEDICAL CENTER - RIVERSIDE	1	16,449	1,943	11%	18,393
WALGREENS	9	14,553	2,386	14%	16,948
CAPE CORAL HOSPITAL CLINICAL LABORATORY		13,734	2,488	15%	16,222
BROWARD GENERAL MEDICAL CENTER-CLINICAL LAB	2	12,412	1,705	12%	14,119
BAPTIST HOSPITAL OF MIAMI CLINICAL LABORATORY	5	10,077	2,004	17%	12,086
SHANDS JACKSONVILLE MEDICAL CENTER INC	31	11,065	956	8%	12,052
STATLAB_MOBILE		11,129	773	6%	11,902
CLEVELAND CLINIC HOSPITAL LAB	4	10,302	1,030	9%	11,336
BAPTIST MEDICAL CENTER JACKSONVILLE	1	10,452	643	6%	11,096
FLORIDA HOSPITAL - TAMPA	5	9,901	960	9%	10,866
ADVENTHEALTH DAYTONA BEACH	17	9,967	717	7%	10,701
NAPLES COMMUNITY HOSPITAL	12	9,249	1,048	10%	10,309
ST JOSEPHS HOSPITAL LABORATORY	7	8,356	1,083	11%	9,446
PALMETTO GENERAL HOSPITAL LAB	3	7,090	2,241	24%	9,334
INTEGRATED REGIONAL LABORATORIES LLP		7,338	1,346	15%	8,684

COVID-19: testing by laboratory

Data through Jul 27, 2020 verified as of Jul 28, 2020 at 09:25 AM

Data in this report are provisional and subject to change.

The numbers in the table below represent the number for whom test results were received by the Department of Health. A person can be tested by more than one laboratory and can have both positive and negative results. **Therefore, the sum of the numbers in each column will be larger than the total number of people tested.**

Reporting lab	Inconclusive	Negative	Positive	Percent positive	Total
MOUNT SINAI MEDICAL CENTER	5	7,639	928	11%	8,572
SARASOTA MEMORIAL HOSPITAL MAIN LAB	12	7,150	809	10%	7,971
LABCORP BURLINGTON (ELR)	2	7,534	269	3%	7,805
JFK MEDICAL CENTER LAB	1	6,518	1,286	16%	7,805
MORTON PLANT HOSPITAL-ADLER INSTITUTE	7	7,078	587	8%	7,672
SAINT MARY'S MEDICAL CENTER	10	6,473	1,079	14%	7,562
NORTH FLORIDA REGIONAL MEDICAL CENTER		6,805	617	8%	7,422
NICKLAUS CHILDREN'S HOSPITAL	15	5,993	1,368	19%	7,376
TALLAHASSEE MEMORIAL HOSPITAL	1	6,700	550	8%	7,251
UNIVERSITY OF MIAMI HOSPITAL	9	5,792	1,350	19%	7,151
BRANDON REGIONAL HOSPITAL		5,984	1,147	16%	7,131
SOUTH MIAMI HOSPITAL LAB	8	6,123	953	13%	7,084
MILLENNIUM PHYSICIAN GROUP		5,803	1,217	17%	7,020
REAL DIAGNOSTICS	77	6,449	465	7%	6,991
JUPITER MEDICAL CENTER LAB	19	5,950	902	13%	6,871
Florida_Hospital	5	5,565	1,186	18%	6,756
ECCO LAB GROUP CO	205	4,919	1,518	23%	6,642
WELLINGTON REGIONAL MED CTR LAB	3	5,501	921	14%	6,425
FLORIDA HOSPITAL WATERMAN LABORATORY	13	5,856	472	7%	6,341
MEMORIAL REGIONAL HOSPITAL CLINICAL LABORATORY	7	5,870	459	7%	6,336
INDIAN RIVER MEDICAL CENTER LAB		5,893	356	6%	6,249
SUNPATH MEDICAL DIAGNOSTICS LABORATORY	33	5,335	788	13%	6,156
LARKIN COMMUNITY HOSPITAL	10	4,973	924	16%	5,907
APPLIED INGENUITY DIAGNOSTICS LLC		5,410	329	6%	5,739
PANCARE OF FLORIDA INC		5,445	243	4%	5,688
AEGIS SCIENCES CORPORATION	26	5,202	403	7%	5,631
BAPTIST HOSPITAL OF MIAMI MOLECULAR DIAGNOSTICS	49	4,650	694	13%	5,393
DELRAY MEDICAL CENTER	2	4,621	616	12%	5,239
HOMESTEAD HOSPITAL CLINICAL LABORATORY		4,022	1,106	22%	5,128
ST ANTHONY'S HOSPITAL LAB	10	4,494	608	12%	5,112
MEMORIAL HOSPITAL JACKSONVILLE	8	4,039	1,038	20%	5,085
ARNOLD PALMER MEDICAL CENTER CLINICAL LAB		4,816	127	3%	4,943
WINTER HAVEN HOSPITAL CLINICAL LABORATORY	1	4,007	749	16%	4,757
OSCEOLA REGIONAL MEDICAL CENTER	1	3,934	786	17%	4,721
WEST KENDALL BAPTIST HOSPITAL LABORATORY	2	3,764	939	20%	4,705
ST JOSEPHS HOSPITAL SOUTH LABORATORY	6	3,904	596	13%	4,506
LEESBURG REGIONAL MEDICAL CENTER		3,898	484	11%	4,382
GOOD SAMARITAN MEDICAL CENTER LAB	1	3,601	748	17%	4,350
MEASE COUNTRYSIDE LAB		3,900	424	10%	4,324
ORANGE PARK MEDICAL CENTER	4	3,301	880	21%	4,185
BAPTIST MEDICAL CENTER SOUTH		3,816	302	7%	4,118
GULF COAST MEDICAL CENTER MICROLAB		3,042	1,044	26%	4,086
LAWNWOOD REGIONAL MEDICAL CENTER	1	3,397	635	16%	4,033
QUEST DIAGNOSTICS NICHOLS INSTITUTE - SJC (ELR)	11	3,425	499	13%	3,935

COVID-19: testing by laboratory

Data through Jul 27, 2020 verified as of Jul 28, 2020 at 09:25 AM

Data in this report are provisional and subject to change.

The numbers in the table below represent the number for whom test results were received by the Department of Health. A person can be tested by more than one laboratory and can have both positive and negative results. **Therefore, the sum of the numbers in each column will be larger than the total number of people tested.**

Reporting lab	Inconclusive	Negative	Positive	Percent positive	Total
FLORIDA HOSPITAL HEARTLAND MED CTR CLINICAL LAB	1	3,390	335	9%	3,726
HALIFAX MEDICAL CENTER LAB	10	3,155	516	14%	3,681
WESTSIDE REGIONAL MED CTR	2	2,958	718	20%	3,678
MANATEE MEMORIAL HOSPITAL		3,215	397	11%	3,612
WEST BOCA MEDICAL CENTER LAB		3,190	395	11%	3,585
BAPTIST HOSPITAL LABORATORY	4	3,020	554	15%	3,578
DRS CLACK SPENCER WHITE & MCCORMACK PA D/B/A		3,029	515	15%	3,544
WEST FLORIDA HOSPITAL LAB		2,756	776	22%	3,532
AVENTURA HOSPITAL LAB		2,555	925	27%	3,480
MEMORIAL HOSPITAL WEST LABORATORY SERVICES	10	3,115	350	10%	3,475
Lee Memorial Hospital		2,820	636	18%	3,456
FLORIDA HOSPITAL WESLEY CHAPEL	1	3,140	314	9%	3,455
CORAL GABLES HOSPITAL CLINICAL LABORATORY		2,598	848	25%	3,446
HEALTH PARK MEDICAL CENTER CLINICAL LAB		2,725	699	20%	3,424
MERCY HOSPITAL A CAMPUS OF PLANTATION GEN HOSP LAB	1	2,518	901	26%	3,420
NEW YORK STATE ELR - SUNRISE MEDICAL LABORATORIES		3,288	77	2%	3,365
ABL MEDICAL CARE LLC		2,915	449	13%	3,364
NCH NORTH NAPLES HOSPITAL LAB	1	2,994	355	11%	3,350
BETHESDA HOSPITAL EAST		2,947	389	12%	3,336
DOCTORS HOSPITAL	2	2,601	684	21%	3,287
LARGO MEDICAL CENTER		2,820	453	14%	3,273
PALM BEACH GARDENS MEDICAL CTR LAB		2,935	332	10%	3,267
NORTHWEST MEDICAL CENTER	1	2,482	778	24%	3,261
BROWARD HEALTH NORTH CLINICAL LABORATORY		2,794	460	14%	3,254
CLEVELAND CLINIC MARTIN SOUTH HOSPITAL		2,943	295	9%	3,238
OAK HILL HOSPITAL		2,875	329	10%	3,204
CORAL SPRINGS MED CTR		2,860	327	10%	3,187
PALMS WEST HOSPITAL LAB	2	2,496	681	21%	3,179
NORTH SHORE MEDICAL CENTER		2,372	711	23%	3,083
FLORIDA HOSPITAL ZEPHYRHILLS		2,802	217	7%	3,019
QUEST DIAGNOSTICS - WEST HILLS	13	2,844	135	5%	2,992
MOFFITT CANCER CENTER	5	2,889	31	1%	2,925
FLORIDA HOSPITAL FLAGLER	2	2,724	177	6%	2,903
Capital Regional Medical Ctr		2,285	535	19%	2,820
RUTGERS CLINICAL GENOMICS LABORATORY	5	2,631	131	5%	2,767
BLAKE MEDICAL CENTER		2,239	524	19%	2,763
FLORIDA MEDICAL CENTER - A CAMPUS OF NORTH SHORE	2	2,302	445	16%	2,749
THE VILLAGES REGIONAL HOSPITAL		2,460	204	8%	2,664
REGIONAL MEDCIAL CENTER BAYONET POINT	1	2,430	216	8%	2,647
NEMOURS CHILDRENS HOSPITAL		2,564	53	2%	2,617
MARTIN HOSPITAL SOUTH LAB		2,504	90	3%	2,594
PLANTATION GENERAL HOSPITAL		1,903	689	27%	2,592
FLORIDA HOSPITAL OF CARROLLWOOD		2,168	395	15%	2,563
LARKIN COMMUNITY HOSPITAL INC DBA CARDIOTROPIC		331	2,228	87%	2,559
BAYFRONT MEDICAL CENTER	9	1,878	672	26%	2,559

COVID-19: testing by laboratory

Data through Jul 27, 2020 verified as of Jul 28, 2020 at 09:25 AM

Data in this report are provisional and subject to change.

The numbers in the table below represent the number for whom test results were received by the Department of Health. A person can be tested by more than one laboratory and can have both positive and negative results. **Therefore, the sum of the numbers in each column will be larger than the total number of people tested.**

Reporting lab	Inconclusive	Negative	Positive	Percent positive	Total
FLORIDA HOSPITAL DELAND	2	2,102	441	17%	2,545
NORTHSIDE HOSPITAL AND HEART INSTITUTE		2,096	345	14%	2,441
MEDICAL CENTER OF TRINITY CLINICAL LABORATORY		2,039	379	16%	2,418
MORTON PLANT-MEASE		2,196	177	7%	2,373
ST JOSEPHS NORTH HOSPITAL LAB		2,080	263	11%	2,343
OCALA REGIONAL MEDICAL CENTER		2,078	239	10%	2,317
LAKE CITY MEDICAL CENTER		1,789	519	22%	2,308
BAPTIST MEDICAL CENTER - BEACHES		2,149	135	6%	2,284
IMPERIAL POINT MEDICAL CENTER		2,041	226	10%	2,267
LAKEWOOD RANCH MEDICAL CENTER		1,961	216	10%	2,177
GULF COAST MEDICAL CENTER LAB		1,695	404	19%	2,099
CENTRAL FLORIDA REGIONAL HOSPITAL		1,785	304	15%	2,089
DR. P. PHILLIPS HOSPITAL		2,029	39	2%	2,068
CARDIOTROPIC LABS		1,544	522	25%	2,066
MARTIN MEMORIAL HEALTH SYSTEM LABORATORY		1,880	154	8%	2,034
ST LUCIE MEDICAL CENTER		1,648	371	18%	2,019
SOUTH FLORIDA BAPTIST HOSPITAL MICRO	1	1,678	308	16%	1,987
WESTCHESTER HOSPITAL	12	1,619	320	16%	1,951
POINCIANA MEDICAL CENTER		1,356	533	28%	1,889
QUEST DIAGNOSTICS	3	1,584	254	14%	1,841
SOUTH LAKE HOSPITAL CLINICAL LAB		1,791	38	2%	1,829
BAPTIST MEDICAL CENTER - NASSAU		1,719	93	5%	1,812
FLORIDA HOSPITAL NORTH PINELLAS	5	1,613	126	7%	1,744
UNIVERSITY HOSPITAL AND MEDICAL CENTER		1,278	465	27%	1,743
MEDCOMP SCIENCES LLC	25	1,089	595	35%	1,709
PHYSICIANS REGIONAL MEDICAL CENTER - PINE RIDGE RD		1,380	312	18%	1,692
WEST PALM HOSPITAL LAB		1,407	246	15%	1,653
MEMORIAL HOSPITAL- MIRAMAR	10	1,492	125	8%	1,627
WEST MARION COMMUNITY HOSPITAL LAB		1,473	150	9%	1,623
MEMORIAL HOSPITAL MICRO		1,392	174	11%	1,566
QUEST NEW ENGLAND	3	1,505	50	3%	1,558
ST PETERSBURG GENERAL HOSPITAL		1,115	428	28%	1,543
SOUTH SEMINOLE HOSPITAL LABORATORY		1,481	56	4%	1,537
OPTEO LABORATORY		1,502	29	2%	1,531
LEE HEALTH COCONUT POINT CLINICAL LAB	1	1,217	295	19%	1,513
MEASE DUNEDIN HOSPITAL	4	1,346	145	10%	1,495
CITRUS MEMORIAL HOSPITAL LABORATORY		1,429	55	4%	1,484
QUEST DIAGNOSTICS LENEXA	9	1,363	106	7%	1,478
INFORM DIAGNOSTICS, INC		1,420	53	4%	1,473
OVIEDO MEDICAL CENTER		1,189	229	16%	1,418
BAPTIST NORTH EMERGENCY CENTER		997	411	29%	1,408
MEMORIAL HOSPITAL PEMBROKE	3	1,231	169	12%	1,403
HIALEAH HOSPITAL	3	1,015	372	27%	1,390
FLORIDA HOSPITAL FISH MEMORIAL		1,137	247	18%	1,384
FORT WALTON BEACH MEDICAL CENTER		1,214	170	12%	1,384
LEON MEDICAL CENTERS LLC		1,036	326	24%	1,362
ST VINCENT'S MEDICAL CENTER - SOUTHSIDE		1,307	26	2%	1,333

COVID-19: testing by laboratory

Data through Jul 27, 2020 verified as of Jul 28, 2020 at 09:25 AM

Data in this report are provisional and subject to change.

The numbers in the table below represent the number for whom test results were received by the Department of Health. A person can be tested by more than one laboratory and can have both positive and negative results. **Therefore, the sum of the numbers in each column will be larger than the total number of people tested.**

Reporting lab	Inconclusive	Negative	Positive	Percent positive	Total
QUEST DIAGNOSTICS - ATLANTA	1	1,123	191	15%	1,315
UHEALTH CORAL GABLES/LENNAR MED CTR		1,226	54	4%	1,280
DOCTORS HOSPITAL OF SARASOTA CLINICAL LABORATORY		1,141	138	11%	1,279
CLEVELAND CLINIC TRADITION HOSPITAL		1,124	152	12%	1,276
VISTA CLINICAL		745	524	41%	1,269
PALMS OF PASADENA HOSPITAL		1,053	179	15%	1,232
CLINICORE LABS		1,112	88	7%	1,200
LOWER KEYS MEDICAL CENTER		1,074	98	8%	1,172
RAULERSON HOSPITAL		961	188	16%	1,149
CLEVELAND CLINIC MARTIN NORTH HOSPITAL		986	153	13%	1,139
SOUTH BAY HOSPITAL MICRO		920	172	16%	1,092
PUTNAM COMMUNITY MEDICAL CENTER		938	141	13%	1,079
QUEST DIAGNOSTICS - MIRAMAR	6	298	760	71%	1,064
BARTOW REGIONAL MEDICAL CENTER	1	873	152	15%	1,026
PHYSICIANS REGIONAL MEDICAL CENTER - COLLIER BLVD	1	796	205	20%	1,002
P4 CLINICAL, LLC	12	832	156	16%	1,000
BMCT Molecular Diagnostics Subsection		803	195	20%	998
ANNE BATES LEACH EYE HOSPITAL/ ABLEH MICROBIOLOGY LABORATORY		955	28	3%	983
LMHS		901	75	8%	976
TWIN CITIES HOSPITAL		891	76	8%	967
AMERICAN HEALTH ASSOCIATES	5	503	449	47%	957
ORLANDO VA MEDICAL CENTER		853	94	10%	947
VIKOR SCIENTIFIC	2	601	335	36%	938
BETHESDA HOSPITAL WEST		832	86	9%	918
ADVENTHEALTH OCALA LABORATORY		729	170	19%	899
SYNERGY LABORATORIES	2	837	56	6%	895
HIGHLANDS REGIONAL MEDICAL CENTER		746	120	14%	866
LAKE SIDE MEDICAL CENTER		565	296	34%	861
FLORIDA HOSPITAL ORLANDO		745	73	9%	818
ST VINCENTS CLAY COUNTY		775	23	3%	798
NIGHT LITE PEDIATRICS		562	235	29%	797
GULF BREEZE HOSPITAL LAB	1	680	105	13%	786
SACRED HEART-EMERALD COAST		626	113	15%	739
ENGLEWOOD COMMUNITY HOSPITAL		653	59	8%	712
ACCESSDX	6	363	338	48%	707
AVENTUS BIOLABS	1	380	317	45%	698
QUEST DIAGNOSTICS INFECTIOUS DISEASE INC		294	388	57%	682
VISTA CLINICAL DIAGNOSTICS		357	322	47%	679
WALGREEN CO	1	582	87	13%	670
BAPTIST EMERGENCY CENTER OAKLEAF		549	110	17%	659
CAPSTONE HEALTHCARE		437	213	33%	650
ACCESS MEDICAL LABORATORIES		242	364	60%	606
MARINERS HOSPITAL		509	77	13%	586
PWN HEALTH	2	368	205	36%	575
BAPTIST HEALTH EMERGENCY CENTER COUNTRY WALK		475	99	17%	574
QUEST DIAGNOSTICS WOOD DALE	1	509	50	9%	560
BAPTIST EMERGENCY CENTER CLAY		472	69	13%	541

COVID-19: testing by laboratory

Data through Jul 27, 2020 verified as of Jul 28, 2020 at 09:25 AM

Data in this report are provisional and subject to change.

The numbers in the table below represent the number for whom test results were received by the Department of Health. A person can be tested by more than one laboratory and can have both positive and negative results. **Therefore, the sum of the numbers in each column will be larger than the total number of people tested.**

Reporting lab	Inconclusive	Negative	Positive	Percent positive	Total
UNIVERSITY OF MIAMI HOSPITAL & CLINICS	1	482	46	9%	529
ORLANDO HEALTH		11	514	98%	525
EGLIN AIRFORCE BASE LAB		478	38	7%	516
PATIENTS CHOICE LABORATORIES		178	331	65%	509
PATHNOSTICS		41	466	92%	507
LAB24 INC			504	100%	504
NCH HEALTHCARE SYSTEM MICROBIOLOGY LAB		1	498	100%	499
VAMC ORLANDO		296	200	40%	496
HEALTHQUEST ESOTERICS		72	414	85%	486
BARDMOOR LABORATORY	1	384	58	13%	443
MARTIN MEMORIAL HEALTH SYSTEMS LABORATORY		407	33	8%	440
LEE MEMORIAL HOSPITAL LAB			439	100%	439
PANCARE OF FLORIDA, INC			437	100%	437
LABCORP RTP	1	40	393	91%	434
QUEST	3	85	345	80%	433
BIOREFERENCE LABORATORIES		27	396	94%	423
AVERO DIAGNOSTICS - IRVING		364	57	14%	421
QUEST DIAGNOSTICS - IRVING	7	247	165	39%	419
NONA SCIENTIFIC	1	283	122	30%	406
NONE		185	217	54%	402
LUMINUS DIAGNOSTICS		292	109	27%	401
TAMPA COMMUNITY HOSPITAL		248	142	36%	390
SOUTHEAST ALABAMA MEDICAL CENT		349	34	9%	383
BOSTON HEART DIAGNOSTICS CORP		363	17	4%	380
QUEST DIAGNOSTICS NICHOLS INSTITUTE	5	351	16	4%	372
NCH NORTHEAST		236	133	36%	369
UHEALTH DEERFIELD BEACH/UMSYLVESTER DEERFIELD BEACH LABORATORY	2	334	23	6%	359
INFORM DIAGNOSTICS		346	2	1%	348
JACKSON HOSPITAL LAB		310	28	8%	338
MEMORIAL PEMBROKE 24/7 CARE CENTER		244	86	26%	330
CLARITY LABS		276	49	15%	325
DAVITA LABS		290	26	8%	316
NEW YORK STATE ELR - NORTH SHORE LONG ISLAND JEWISH HEALTH		292	21	7%	313
PATIENTS FIRST - MAHAN DRIVE		161	150	48%	311
ADVANCE MEDICAL OF NAPLES			310	100%	310
DYNIX DIAGNOSTICS		187	122	39%	309
APPLIED INGENUITY DIAGNOSTICS		279	27	9%	306
DESOTO MEMORIAL HOSPITAL CLINICAL LABORATORY	2	225	79	26%	306
MARTIN MEMORIAL LABORATORY AT ST LUCIE WEST		258	42	14%	300
PATIENT'S FIRST		3	292	99%	295
BIO COLLECTIONS INC	1	151	139	48%	291
NEW YORK STATE ELR - LENCO MEDICAL LABORATORY		277	13	4%	290
JACKSON HOSPITAL CLINICAL LABORATORY		232	57	20%	289
ASSURANCE SCIENTIFIC LABORATORIES		223	66	23%	289
NEW YORK STATE ELR - NYU HOSPITALS CENTER CLINICAL LABORATORIES		267	11	4%	278
ECCOLAB GROUP	1	73	201	73%	275
MINUTECLINIC LLC #3703		237	34	13%	271

COVID-19: testing by laboratory

Data through Jul 27, 2020 verified as of Jul 28, 2020 at 09:25 AM

Data in this report are provisional and subject to change.

The numbers in the table below represent the number for whom test results were received by the Department of Health. A person can be tested by more than one laboratory and can have both positive and negative results. **Therefore, the sum of the numbers in each column will be larger than the total number of people tested.**

Reporting lab	Inconclusive	Negative	Positive	Percent positive	Total
UAB HIGHLANDS LABORATORY		262	2	1%	264
NEW YORK STATE ELR - DEPARTMENT OF CLINICAL LABS		257	4	2%	261
PHYSICIANS STAT LAB		133	121	48%	254
LABCORP		27	226	89%	253
MAKO GENOMICS		218	12	5%	230
GENESIS REFERENCE LABORATORIES		1	226	100%	227
FLO-MEDILAB SERVICES		80	146	65%	226
LAB CORP	1	68	152	69%	221
THERADOC		150	71	32%	221
JAY HOSPITAL CLINICAL LABORATORY		174	44	20%	218
EXPRESS GENE MOLECULAR DIAGNOSTIC LABORATORY		2	213	99%	215
NCF DIAGNOSTICS & DNA TECHNOLOGIES	10	14	189	89%	213
NORTH FLORIDA PEDIATRICS-TALLAHASSEE		195	18	8%	213
MEDSCAN LABORATORY INC		136	75	36%	211
BIOCERNA LLC	8	152	46	22%	206
CORE DIAGNOSTIC LABORATORIES LLC		174	30	15%	204
AVECINA MEDICAL OAKLEAF		44	159	78%	203
VAMC WEST PALM LAB			189	100%	189
MILLENNIUM PATHOLOGY			189	100%	189
ADVENTHEALTH LAB			189	100%	189
HENDRY REGIONAL MEDICAL CENTER		2	186	99%	188
BAPTIST MD ANDERSON CANCER CENTER		187			187
HOLY CROSS HOSPITAL LABORATORY			178	100%	178
CURATIVE LABS		4	170	98%	174
ST CLOUD REGIONAL MEDICAL CENTER		126	46	27%	172
TENNESSEE DOH - NASHVILLE	1	156	14	8%	171
UNKNOWN		11	153	93%	164
PATHGROUP LABS LLC		90	74	45%	164
HOLMES REGIONAL MEDICAL CENTER		3	160	98%	163
FLAGLER HOSPITAL	3	16	144	88%	163
GENESIS MEDICAL LABORATORY MIAMI FL.		78	82	51%	160
SUNRISE MEDICAL LABORATORIES		113	43	28%	156
FLORIDA LABORATORY ANALYSIS		27	129	83%	156
LABCORP TAMPA	1	16	138	89%	155
ORLANDO VETERANS AFFAIRS MEDICAL CENTER		32	122	79%	154
NEW YORK STATE ELR - NEW YORK PRESBYTERIAN HOSPITAL CUMC CLINICAL		137	13	9%	150
SMA SPECIALITY MEDICAL LAB		53	96	64%	149
AKESOGEN		137	11	7%	148
ORLANDO VAMC		79	68	46%	147
NITE LITE PEDIATRICS		86	59	41%	145
SANFORD REFERENCE LAB		145			145
NCH HEALTHCARE BONITA		96	46	32%	142
ASCEND CLINICAL		138	4	3%	142
BAY PINES VAMC CLINICAL LABORATORY		2	135	99%	137
FLORIDA HOSPITAL WAUCHULA		68	66	49%	134
NEW YORK STATE ELR - MOUNT SINAI LABORATORY		123	8	6%	131
JAMES A. HALEY VETERANS MICRO LAB			131	100%	131

COVID-19: testing by laboratory

Data through Jul 27, 2020 verified as of Jul 28, 2020 at 09:25 AM

Data in this report are provisional and subject to change.

The numbers in the table below represent the number for whom test results were received by the Department of Health. A person can be tested by more than one laboratory and can have both positive and negative results. **Therefore, the sum of the numbers in each column will be larger than the total number of people tested.**

Reporting lab	Inconclusive	Negative	Positive	Percent positive	Total
UAB UNIVERSITY OF ALABAMA HOSPITAL LAB		126	4	3%	130
MEMPHIS PATHOLOGY LABORATORY	1	124	5	4%	130
LABTECH DIAGNOSTIC		83	47	36%	130
BUREAU OF CLINICAL LABORATORIES		110	20	15%	130
BMHSI-AEL MICROBIOLOGY LABORATORY	2	102	24	19%	128
NEO GENOMICS - FORT MYERS	1	121	3	2%	125
AVECINA MEDICAL SOUTHSIDE		50	75	60%	125
NEW YORK STATE ELR - NEW YORK HOSPITAL LABORATORIES		119	6	5%	125
QUALITOX LABORATORIES		96	26	21%	122
MILLENNIUM PATHOLOGY/MICROBIOLOGY LABORATORY			120	100%	120
MEDARBOR DIAGNOSTICS		1	116	99%	117
LEHIGH REGIONAL MEDICAL CENTER LAB		104	13	11%	117
PALM BEACH COUNTY HEALTH DEPT LAB		112	2	2%	114
UNITED CLINICAL LABORATORY LLC		2	111	98%	113
GESSLER CLINIC			113	100%	113
ALLIED HEALTH FORT PIERCE		112			112
INTEGRATED REGIONAL LABORATORIES		99	11	10%	110
VETERANS AFFAIRS MEDICAL CENTER LAB		1	109	99%	110
ASAP LAB LLC		90	17	16%	107
MILLENNIUM LAB SERVICES			106	100%	106
MEDICAL DIAGNOSTICS LABORATORIES,INC		17	89	84%	106
MOLECULAR INFECTIOUS DISEASES		101	3	3%	104
AVECINA MEDICAL JULINGTON		15	87	85%	102
CENTRA CARE		1	99	99%	100
WUESTHOFF REF LABORATORY			100	100%	100
TEMPUS CLINICAL LABORATORY		86	13	13%	99
NEW YORK STATE ELR - ENZO CLINICAL LABS INC		97	1	1%	98
ADVENT HEALTH DAYTONA		1	96	99%	97
STEWART REFERENCE LABORATORY			97	100%	97
ACUTIS DIAGNOSTICS	1	79	16	17%	96
BIOCERNA LABS	6	53	37	39%	96
SPARROW HEALTHCARE		1	95	99%	96
IRL MARKET LAB		60	34	36%	94
DIAGNOSTIC SOLUTIONS		3	90	97%	93
ROSEN MEDICAL CENTER		86	7	8%	93
USAFSAM/PHE		23	69	75%	92
MICROGEN DX		1	91	99%	92
CURATIVE LABS INC		12	77	87%	89
ST JUDE CHILDREN'S RESEARCH HOSPITAL		78	11	12%	89
UR MEDICINE LABS- CENTRAL LABORATORY		85	2	2%	87
SANTA ROSA MEDICAL CENTER			87	100%	87
GENETWORKX		15	72	83%	87
CENTRACARE		1	85	99%	86
LEON MEDICAL CENTER		1	83	99%	84
FLORIDA HOSPITAL HEARTLAND MED CTR LAKE PLACID		62	22	26%	84
MARTIN MEMORIAL MEDICAL CENTER LAB		12	71	86%	83
FLORIDA WOMAN CARE LABORATORY LLC		65	15	19%	80

COVID-19: testing by laboratory

Data through Jul 27, 2020 verified as of Jul 28, 2020 at 09:25 AM

Data in this report are provisional and subject to change.

The numbers in the table below represent the number for whom test results were received by the Department of Health. A person can be tested by more than one laboratory and can have both positive and negative results. **Therefore, the sum of the numbers in each column will be larger than the total number of people tested.**

Reporting lab	Inconclusive	Negative	Positive	Percent positive	Total
VAMC BAY PINES		1	78	99%	79
C.W. BILL YOUNG VA MEDICAL CENTER		3	72	96%	75
BAPTIST HEALTH SOUTH FLORIDA		4	69	95%	73
FLORIDA COMMUNITY HEALTH CENTERS INC			72	100%	72
MAYO CLINIC LABS - ROCHESTER MAIN CAMPUS		71	1	1%	72
MAVERICK LABS			70	100%	70
GARCIA CLINICAL LABORATORY		1	69	99%	70
Highlands Regional Hospital		63	6	9%	69
QPS, LLC		66	1	1%	67
CENTRAL FLORIDA HEALTH CARE		46	21	31%	67
AEL- MEMPHIS		17	50	75%	67
AVERO DIAGNOSTICS		51	14	22%	65
REAL DIAGNOSTIC	1	40	24	37%	65
LABCORP BURLINGTON (LPP)		13	50	79%	63
DAVITA LABORATORY SERVICES		48	14	23%	62
AMELIA URGENT CARE			62	100%	62
HOLY CROSS HOSPITAL		1	61	98%	62
FAST TRACK URGENT CARE CENTER			61	100%	61
VAMC LAKE CITY		51	9	15%	60
FINLAY CLINICAL LABORATORY		24	34	59%	58
PACIFIC ANALYTICS			57	100%	57
PRIVA PATH LABS			57	100%	57
ORLANDO VA PALMS		2	53	96%	55
GENE BY GENE			55	100%	55
HEALTH FIRST-HOLMES REGIONAL			54	100%	54
NAVY HOSPITAL			54	100%	54
BROWARD HEALTH MEDICAL CENTER		1	53	98%	54
HOSPITAL FOR SPECIAL SURGERY		51	1	2%	52
NEW YORK STATE ELR - WADSWORTH HEALTH CENTER		49	3	6%	52
SACRED HEART HOSPITAL ON THE GULF		25	27	52%	52
SARASOTA CO. HEALTH DEPT # 58		40	11	22%	51
PREMIER MEDICAL LABORATORY SERVICES			51	100%	51
TOM LEE COMMUNITY HEALTH CENTER		1	49	98%	50
ADVENTHEALTH CENTRA CARE OVIEDO		19	31	62%	50
MILLENIUM PHYSICIANS GROUP			49	100%	49
P4 DIAGNOSTIX LABORATORY NETWORK		1	48	98%	49
ARTHREX MEDICAL CENTER		28	20	42%	48
FULGENT DIAGNOSTICS	3	38	7	15%	48
CLINICAL REFERENCE LABORATORY		43	4	9%	47
H LEE MOFFITT CANCER CENTER MICRO		46			46
VHA PUBLIC HEALTH REFERENCE LABORATORY- PALO ALTO		27	19	41%	46
HURLBURT FIELD CLINIC		23	23	50%	46
AMERICAN PATHOLOGY PARTNERS		45	1	2%	46
BIOREFERENCE LABORATORY		1	44	98%	45
BAYCARE LAB		1	43	98%	44
VAMC GAINESVILLE		2	42	95%	44
BAYCARE HEALTH SYSTEM		1	43	98%	44

COVID-19: testing by laboratory

Data through Jul 27, 2020 verified as of Jul 28, 2020 at 09:25 AM

Data in this report are provisional and subject to change.

The numbers in the table below represent the number for whom test results were received by the Department of Health. A person can be tested by more than one laboratory and can have both positive and negative results. **Therefore, the sum of the numbers in each column will be larger than the total number of people tested.**

Reporting lab	Inconclusive	Negative	Positive	Percent positive	Total
DYNAMIC MEDICAL USA			43	100%	43
NEW YORK STATE ELR - EMPIRECITY LABORATORIES		37	6	14%	43
MID-FLORIDA PATHOLOGY		20	21	51%	41
QUEST TAMPA (NEW YORK ELR)		32	9	22%	41
SMA MEDICAL LABORATORY		8	32	80%	40
INTEGRITY LABORATORIES			40	100%	40
PHAROS HEALTH		3	37	93%	40
DEPARTMENT OF VETERANS AFFAIRS JAMES A. HALEY VETERANS HOSPITAL			40	100%	40
FLORIDA HOSPITAL NEW SMYRNA		4	35	90%	39
EGLIN REGIONAL MEDICAL CENTER		4	35	90%	39
MORTON PLANT HOSPITAL			39	100%	39
FISHERMENS HOSPITAL CLINICAL LAB		37	2	5%	39
RCA LABORATORY SERVICES, LLC		8	30	79%	38
SOLARIS DIAGNOSTICS		2	36	95%	38
ALL CHILDREN'S HOSPITAL LAB		1	36	97%	37
PROVIDENCE HOSPITAL LABORATORY		36	1	3%	37
ADVENT HEALTH CENTRA CARE: WATERFORD LAKES		3	33	92%	36
USA HEALTH UNIVERSITY HOSPITAL CLINICAL LABORATORY		35			35
REFUAH HEALTH CENTER LABORATORY		35			35
NEW YORK STATE ELR - KALEIDA HEALTH CENTER FOR LABORATORY		31	4	11%	35
IRL		4	31	89%	35
FLORIDA CLINICAL LABORATORY-BIOREFERENCE LABORATORIES		2	33	94%	35
ST. CLOUD MEDICAL GROUP		35			35
LAB CORP RTP	1	2	31	91%	34
TALLAHASSEE PRIMARY CARE ASSOCIATES		30	4	12%	34
NEW YORK STATE ELR - MONTEFIORE MEDICAL CENTER LABORATORIES - MOSES		26	7	21%	33
325TH MEDICAL GROUP			33	100%	33
VA MEDICAL CENTER		7	26	79%	33
GENPATH			32	100%	32
BAYFRONT HEALTH ER PINELLAS PARK		17	15	47%	32
BAYFRONT HEALTH BROOKSVILLE			32	100%	32
AMELIA EXPRESS CARE		1	31	97%	32
GULF COAST MOLECULAR LABORATORIES		13	19	59%	32
BioReference Laboratories, Inc		21	10	32%	31
MEDICAL DIAGNOSTIC LAB		1	30	97%	31
CAREMOUNT MEDICAL - PATHOLOGY		31			31
QUEST DIAGNOSTICS-VERO BEACH-37TH ST		31			31
LAB CORP TAMPA			31	100%	31
DESOTO MEMORIAL HOSPITAL LAB			31	100%	31
ALLSOUTH URGENT CARE			31	100%	31
EAST MANATEE FAMILY	1		29	97%	30
MORTON PLANT HOSPITAL/LAB		1	28	97%	29
EXPERTUS LABORATORIES INC		9	20	69%	29
CLINICAL RESEARCH SEQUENCING PLATFORM			29	100%	29
MOBILE INFIRMARY MED CENTER PATH LAB		27	2	7%	29
FAWCETT MEMORIAL HOSPITAL-LAB		1	28	97%	29
AVELLINO LAB USA, INC		27	2	7%	29

COVID-19: testing by laboratory

Data through Jul 27, 2020 verified as of Jul 28, 2020 at 09:25 AM

Data in this report are provisional and subject to change.

The numbers in the table below represent the number for whom test results were received by the Department of Health. A person can be tested by more than one laboratory and can have both positive and negative results. **Therefore, the sum of the numbers in each column will be larger than the total number of people tested.**

Reporting lab	Inconclusive	Negative	Positive	Percent positive	Total
UNKNOWN - BAD FACILITY CODE		2	27	93%	29
SEBASTIAN RIVER MEDICAL CENTER		8	21	72%	29
QUEST DIAGNOSTIC INC	1	3	24	86%	28
NAVAL HOSPITAL - JACKSONVILLE		1	27	96%	28
HUNTSVILLE HOSPITAL LABORATORY		21	7	25%	28
SOUTH LAKE HOSPITAL		1	27	96%	28
P4CLINICAL	3	1	23	85%	27
FINLAY CLINICAL LABORATORY INC		26	1	4%	27
LABCORP BIRMINGHAM		4	23	85%	27
ST VINCENT'S BIRMINGHAM LABORATORY		27			27
TRADITION MEDICAL CENTER LABORATORY		7	20	74%	27
NIGHT LITE PEDIATRICS URGENT CARE		3	24	89%	27
ACCU REFERENCE MEDICAL LAB			26	100%	26
LABFIRST - DEPARTMENT OF PATHOLOGY		26			26
INTERLAB		1	25	96%	26
SUNCOAST LABS			26	100%	26
FULGENT GENETICS	1	9	16	62%	26
CDC		17	9	35%	26
HEALTH FIRST-PALM BAY			25	100%	25
NEW YORK STATE ELR - WHITE PLAINS HOSPITAL CENTER LAB		25			25
Quest Diag Unspecifd		4	21	84%	25
TAMPA GENERAL HOSPITAL CLINICAL LAB			25	100%	25
CAPITAL REGIONAL MEDICAL CENTER		1	24	96%	25
MY CLINICAL LAB			24	100%	24
NEW YORK STATE ELR - STONY BROOK UNIVERSITY MEDICAL CENTER		21	3	13%	24
ORLANDO REGIONAL MEDICAL CENTER		1	23	96%	24
QDX PATHOLOGY SERVICES		14	10	42%	24
UNITED CLINICAL LABS			24	100%	24
QUEST DIAGNOSTICS NICHOLS INSTITUTE- LPP		3	21	88%	24
ST JOSEPHS CHILDRENS OUTREACH			24	100%	24
LABORATORY CORP OF AMERICA	1	5	18	75%	24
GENESIS LABORATORY MANAGEMENT			24	100%	24
AMERICAN RESEARCH LABS		1	23	96%	24
JACKSON MEMORIAL HOSPITAL		1	22	96%	23
ARCPOINT LABS OF WEST PALM BEACH			23	100%	23
BAYFRONT		21	2	9%	23
LABORATORY DYNAMICS		20	3	13%	23
US BIOTEK LABORATORIES			22	100%	22
PENNSYLVANIA DEPT OF HEALTH		19	3	14%	22
MIAMI VAMC			22	100%	22
MACDILL AIRFORCE BASE MICRO		19	3	14%	22
ST. ANTHONY'S HOSPITAL			22	100%	22
CHILDREN'S HOSPITAL OF ALABAMA		22			22
GRAVITY DIAGNOSTICS		14	8	36%	22
CAPE CANAVERAL HOSPITAL			22	100%	22
ALL CHILDREN'S HOSPITAL/LAB			22	100%	22
NEW YORK STATE ELR - NEWYORK-PRESBYTERIAN/QUEENS DIAGNOSTIC		20	1	5%	21

COVID-19: testing by laboratory

Data through Jul 27, 2020 verified as of Jul 28, 2020 at 09:25 AM

Data in this report are provisional and subject to change.

The numbers in the table below represent the number for whom test results were received by the Department of Health. A person can be tested by more than one laboratory and can have both positive and negative results. **Therefore, the sum of the numbers in each column will be larger than the total number of people tested.**

Reporting lab	Inconclusive	Negative	Positive	Percent positive	Total
NEW PLANT CITY FAMILY CARE		1	20	95%	21
QUEST DIAGNOSTICS INC.			21	100%	21
NEW YORK STATE ELR - QUEST DIAGNOSTICS NICHOLS		19	2	10%	21
ASSOCIATED CLINICAL LABORATORIES		20	1	5%	21
POPLAR HEALTHCARE PLLC	1	10	10	48%	21
PATRICK AIR FORCE BASE		1	20	95%	21
LAB			21	100%	21
BROWARD HEALTH CORAL SPRINGS EPIDEMIOLOGY DEPT			20	100%	20
ST. MARY'S MEDICAL CENTER LAB			20	100%	20
ST. CLOUD HOSPITAL		20			20
MIAMI BEACH COMMUNITY HEALTH CENTER			20	100%	20
NEW YORK STATE ELR - CATHOLIC HEALTH SYSTEM DEPT LABORATORY		20			20
LAB PLUS, LLC AT SAINT THOMAS WEST HOSPITAL		11	8	42%	19
VA		15	4	21%	19
LABORATORY SPECIALISTS OF MICHIGAN			19	100%	19
INTEGRATED REGIONAL LABORATORIES - LARGO			19	100%	19
SANFORD LABORATORIES		19			19
MED HEALTH SERVICES		18	1	5%	19
KENDALL REGIONAL MEDICAL CENTER LAB			19	100%	19
ADVENT HEALTH CENTRA CARE LONGWOOD			19	100%	19
ADVENT HEALTH FISH MEMORIAL		2	17	89%	19
ST. JOSEPH HOSPITAL LAB			18	100%	18
CITRUS MEMORIAL HEALTH SYSTEM LAB		1	17	94%	18
INTERCOASTAL MEDICAL GROUP			18	100%	18
STONE WASH CLINICAL LABORATORIES		2	16	89%	18
CLEVELAND CLINIC FOUNDATION		9	8	47%	17
WATSON CLINIC LLP SOUTH			17	100%	17
MACDILL AFB HOSPITAL		11	6	35%	17
PATHGROUP LABS			17	100%	17
UNIVERSITY HEALTH SYSTEM INC		15	2	12%	17
VIERA HOSPITAL			17	100%	17
ARUP		4	13	76%	17
CORE DIAGNOSTIC LABORATORIES			17	100%	17
MIAMI VA HEALTHCARE SYSTEM			17	100%	17
MADISON CORE LABORATORIES		15	1	6%	16
PARRISH MEDICAL CENTER		1	15	94%	16
PALM BAY HOSPITAL		1	15	94%	16
NEW YORK STATE ELR - BROOKDALE UNIVERSITY HOSPITAL		16			16
RDX BIOSCIENCE,			16	100%	16
TGH		1	15	94%	16
PALO ALTO VA MEDICAL CENTER		1	15	94%	16
NEW YORK STATE ELR - UNIVERSITY HOSPITAL, STONY BROOK SOUTHAMPTON		16			16
QUEST DIAGNOSTICS NICHOLS INSTITUTE - SJC (LPP)		10	5	33%	15
FLORIDA DEPARTMENT OF HEALTH		10	5	33%	15
LABCORP INC		2	13	87%	15
ARCPPOINT LABS OF TAMPA			15	100%	15
IPSUM DIAGNOSTICS			15	100%	15

COVID-19: testing by laboratory

Data through Jul 27, 2020 verified as of Jul 28, 2020 at 09:25 AM

Data in this report are provisional and subject to change.

The numbers in the table below represent the number for whom test results were received by the Department of Health. A person can be tested by more than one laboratory and can have both positive and negative results. **Therefore, the sum of the numbers in each column will be larger than the total number of people tested.**

Reporting lab	Inconclusive	Negative	Positive	Percent positive	Total
FIRST CHOICE URGENT CARE			15	100%	15
NXGEN MDX		11	4	27%	15
QUESTDIAGNOSTICS INCORPORATED		1	14	93%	15
NEW YORK STATE ELR - WESTCHESTER MEDICAL CENTER		15			15
DIATHERIX		13	2	13%	15
QUEST DIAGNOSTICS INCORPORATED			15	100%	15
NEW YORK STATE ELR - WILSON MEMORIAL REGIONAL MEDICAL CENTER		14	1	7%	15
GENESIS DIAGNOSTICS			15	100%	15
CENTRA CARE CONWAY			15	100%	15
PHYSICIANS REGIONAL HEALTHCARE SYSTEM			15	100%	15
SEVEN RIVERS REGIONAL MEDICAL CENTER		4	11	73%	15
DOCTORS MEMORIAL HOSPITAL		7	8	53%	15
LECONTE MEDICAL CENTER LAB		11	3	21%	14
SUNTREE INTERNAL MEDICINE		14			14
HEALTHLINK DIAGNOSTIC LABORATORIES		1	13	93%	14
HEALTH CENTRAL HOSPITAL			14	100%	14
PRIDE DIAGNOSTICS		12	2	14%	14
SMA SPECIALTY MEDICAL LAB			14	100%	14
TIDE LABORATORIES		4	10	71%	14
JACKSON HEALTH SYSTEM			13	100%	13
VENICE REGIONAL MEDICAL LAB SERVICES			13	100%	13
NORTH SHORE UNIVERSITY HOSPITAL LABORATORY		12	1	8%	13
MILLENNIUM PHYSICIAN GROUP LCC			13	100%	13
MEDCOMP SCIENCES			13	100%	13
CAYUGA MEDICAL CENTER AT ITHACA		11	2	15%	13
SMA LAB		3	10	77%	13
ST. JOSEPHS HOSPITAL			13	100%	13
XERA MED RESEARCH			13	100%	13
BROWARD DIALYSIS			12	100%	12
GRAVITY DIAGNOSTICS, LLC		3	9	75%	12
WHITE WILSON MEDICAL CENTER CLINIC			12	100%	12
FLORIDA DEPT OF HEALTH		4	8	67%	12
EXACT SCIENCES LABORATORIES		12			12
EMERGENCY PHYSICIANS MEDICAL CENTER			12	100%	12
OUT OF STATE		12			12
PARK WEST MEDICAL CENTER		11	1	8%	12
BAY MEDICAL CENTER SACRED HEART HEALTH SYSTEM			12	100%	12
BIO-REFERENCE LABORATORIES			12	100%	12
TOTAL RENAL LABORATORIES INC		7	5	42%	12
SELECT LABORATORIES MARION COUNTY, LLC.			12	100%	12
BAPTIST SOUTH MEDICAL CENTER		2	10	83%	12
DOH		1	11	92%	12
DEPARTMENT OF VETERANS AFFAIRS MEDICAL CENTER			12	100%	12
NEW YORK STATE ELR - QUEST DIAGNOSTICS INCORPORATED		9	3	25%	12
NEW YORK STATE ELR - ROCHESTER GENERAL HOSPITAL LABORATORY		11	1	8%	12
PROTEUS MOLECULAR AND CLINICAL LAB		8	4	33%	12
ST FRANCIS HOSPITAL		9	3	25%	12

COVID-19: testing by laboratory

Data through Jul 27, 2020 verified as of Jul 28, 2020 at 09:25 AM

Data in this report are provisional and subject to change.

The numbers in the table below represent the number for whom test results were received by the Department of Health. A person can be tested by more than one laboratory and can have both positive and negative results. **Therefore, the sum of the numbers in each column will be larger than the total number of people tested.**

Reporting lab	Inconclusive	Negative	Positive	Percent positive	Total
DIAGNOSTIC LABORATORY OF OKLAHOMA		12			12
ADVANCED URGENT CARE		10	2	17%	12
NEW YORK STATE ELR - LENOX HILL HOSPITAL		11	1	8%	12
SHORELINE PHYSICIAN GROUP			12	100%	12
DOCTOR'S MEMORIAL HOSPITAL			11	100%	11
SUNQUEST		2	9	82%	11
CBS LABORATORY		1	10	91%	11
LAB INTERMARKET FACILITY LAB			11	100%	11
LABCORP - CLEARWATER		3	8	73%	11
HEALTH FIRST-VIERA HOSPITAL			11	100%	11
FLORIDA COMMUNITY HEALTH CENTER OF ST. LUCIE			11	100%	11
MED ARBOR			11	100%	11
AMERICAN ESOTERIC LABORATORIES			11	100%	11
MOLECULAR TESTING LABS			11	100%	11
DELRAY MEDICAL CENTER LAB			11	100%	11
MOFFITT CANCER CENTER		9	2	18%	11
CLARITY LAB SOLUTIONS		3	8	73%	11
INDIAN RIVER MEDICAL CENTER		11			11
BAYCARE OUTREACH LABORATORY SERVICES		1	9	90%	10
SELECT REFERENCE LABORATORIES, LLC			10	100%	10
WUESTHOFF MEDICAL CENTER-MELBOURNE			10	100%	10
NEW JERSEY DEPARTMENT OF HEALTH COMMUNICABLE DISEASE SERVICE		3	7	70%	10
PARKWEST MEDICAL CENTER		9	1	10%	10
MEDICAL LABORATORY DIAGNOSTICS			10	100%	10
BAPTIST CLAY			10	100%	10
LAKE BALDWIN CBOC		9	1	10%	10
LABCORP - MIAMI		4	6	60%	10
UVMC MICROBIOLOGY		10			10
HEALTH FIRST CAPE CANAVERAL HOSPITAL			10	100%	10
UPMC CHAUTAUQUA AT WCA LABORATORY		10			10
BROWARD HEALTH CARE			10	100%	10
VENICE REGIONAL MEDICAL CENTER			10	100%	10
ESCAMBIA COMMUNITY CLINIC			10	100%	10
JACKSON NORTH MEDICAL CENTER		1	8	89%	9
PERSONALIZED GENETIC TESTING			9	100%	9
MICHIGAN DEPARTMENT OF HEALTH AND HUMAN SERVICES			9	100%	9
WESTPAC LABS			9	100%	9
FLORIDA HOSPITAL LABS			9	100%	9
QUEST INFECTIOUS DISEASE	1	4	4	44%	9
REDITUS LABORATORIES			9	100%	9
CORE LABORATORY		1	8	89%	9
NEW YORK STATE ELR - BRONX LEBANON HOSPITAL-MEDICAL CENTER		8	1	11%	9
NEW YORK STATE ELR - CATHOLIC HEALTH SERVICES REGIONAL LABORATORY		7	2	22%	9
VAMC			9	100%	9
NORTH OKALOOSA MEDICAL CENTER			9	100%	9
EAST ALABAMA MEDICAL CENTER LABORATORY		6	3	33%	9
STATE LAB		1	7	88%	8

COVID-19: testing by laboratory

Data through Jul 27, 2020 verified as of Jul 28, 2020 at 09:25 AM

Data in this report are provisional and subject to change.

The numbers in the table below represent the number for whom test results were received by the Department of Health. A person can be tested by more than one laboratory and can have both positive and negative results. **Therefore, the sum of the numbers in each column will be larger than the total number of people tested.**

Reporting lab	Inconclusive	Negative	Positive	Percent positive	Total
NORTH CAROLINA DEPARTMENT OF HEALTH & HUMAN SERVICES			8	100%	8
BIO REFERENCE LABORATORIES		3	5	63%	8
MAYO CLINIC DEPT OF LAB MED PATHOLOGY			8	100%	8
DOCTOR'S IN HOUSE LAB			8	100%	8
NEW YORK STATE ELR - SARATOGA HOSPITAL LABORATORY		8			8
UMHC/SYLVESTER AT KENDALL		1	7	88%	8
NEW YORK STATE ELR - NORTH CENTRAL BRONX HOSP		7	1	13%	8
MINUTE CLINIC INCORPORATE		7	1	13%	8
ST JOSEPHS HOSPITAL			8	100%	8
GENEUS DIAGNOSTICS			8	100%	8
PRECISION HEALTH SOLUTIONS LAB			8	100%	8
CONSOLIDATED LAB SERVICES		8			8
ST VINCENTS MEDICAL CENTER RIVERSIDE NURSING			8	100%	8
BAYFRONT HEALTH SPRING HILL			8	100%	8
FLORIDA MEDICAL CLINIC			8	100%	8
ST JOSEPH'S HEALTHLINE		1	7	88%	8
POARCH BANC CREEK INDIANS TRIBAL HEALTH DEPARTMENT			8	100%	8
SPORTS DRUG TESTING LABORATORY			8	100%	8
NEXT MOLECULAR ANALYTICS			8	100%	8
ST MARY'S MEDICAL CENTER		1	7	88%	8
DEVANSH LAB WERKS INC		6	2	25%	8
CENTRA CARE - SAND LAKE			8	100%	8
THE COMMONWEALTH OF MASSACHUSETTS			8	100%	8
BOND CLINIC			8	100%	8
CLINICAL PATHOLOGY LABORATORIES, INC.			7	100%	7
NEW YORK STATE ELR - GOOD SAMARITAN HOSPITAL LABORATORY		7			7
LONGLEAF DIAGNOSTIC LABORATORIES		2	5	71%	7
HUNTINGTON HOSPITAL LABORATORY		6	1	14%	7
BOCA BIOLISTICS REFERENCE LABORATORY			7	100%	7
ST CATHERINE OF SIENA HOSPITAL		7			7
PROMEDICA LABORITORIES		7			7
NORTHWELL HEALTH PLAINVIEW HOSPITAL LABORATORY		5	2	29%	7
AMERICAN HEALTH ASSOCIATES OF TAMPA			7	100%	7
SYLVESTER AT PLANTATION LABORATORY		6	1	14%	7
SOUTHEAST FAMILY HEALTHCARE CENTER			7	100%	7
ORMOND BEACH CENTRA CARE			7	100%	7
DYNAMIC DNA LAB			7	100%	7
NEW YORK STATE ELR - ST PETER'S BENDER LABORATORY		7			7
FLORIDA DEPARTMENT OF HEALTH IN LAKE COUNTY		3	4	57%	7
SOUTHEAST ALABAMA MEDICAL CENTER			7	100%	7
TYNDALL AFB			7	100%	7
NEW YORK STATE ELR - ERIE COUNTY MEDICAL CTR CLINICAL LABS		7			7
BAYFRONT HEALTH PORT CHARLOTTE			7	100%	7
NO NAME		5	2	29%	7
NORTH BAY HOSPITAL			7	100%	7
WOLFSON CHILDREN'S HOSPITAL			7	100%	7
PRATTVILLE BAPTIST HOSPITAL		6	1	14%	7

COVID-19: testing by laboratory

Data through Jul 27, 2020 verified as of Jul 28, 2020 at 09:25 AM

Data in this report are provisional and subject to change.

The numbers in the table below represent the number for whom test results were received by the Department of Health. A person can be tested by more than one laboratory and can have both positive and negative results. **Therefore, the sum of the numbers in each column will be larger than the total number of people tested.**

Reporting lab	Inconclusive	Negative	Positive	Percent positive	Total
Diatherix Laboratories, LLC		1	6	86%	7
WATSON CLINIC LLP MAIN			7	100%	7
NEW YORK STATE ELR - JAMES J PETERS VA MEDICAL CENTER		5	2	29%	7
LEE MEMORIAL LAB GULF COAST			6	100%	6
CONNECTICUT DEPARTMENT OF HEALTH		5	1	17%	6
SHELBY COUNTY HEALTH CARE CORPORATION		4	2	33%	6
LAKE CITY VETERANS HOSPITAL			6	100%	6
SCIONLAB SERVICES LLC		5	1	17%	6
ST. JOSEPH'S HOSPITAL LAB			6	100%	6
SACRED HEART HEALTH SYSTEM			6	100%	6
ST VINCENT'S EAST LABORATORY		6			6
PATHOGENIUS LABORATORIES		2	4	67%	6
NEW YORK STATE ELR - VASSAR BROTHERS MEDICAL CENTER LABORATORY		6			6
NEW YORK STATE ELR - LOURDES HOSPITAL INC		6			6
FLORIDA CLINICAL LAB			6	100%	6
ARCHBOLD MEMORIAL HOSPITAL/LAB		3	3	50%	6
ROCKLEDGE			6	100%	6
ADVENTHEALTH CENTRA CARE ORMOND BEACH			6	100%	6
BAYCARE LABORATORIES			6	100%	6
LABCORP NEW PORT RICHEY			6	100%	6
TRUGENX			6	100%	6
SOUTH SEMINOLE HOSPITAL		1	5	83%	6
HIGHLANDS MEDICAL CENTER		6			6
BIOFIRE			6	100%	6
NEW YORK STATE ELR - JAMAICA HOSPITAL MEDICAL CENTER		6			6
HEALTHMARK REGIONAL HOSPITAL LAB		2	4	67%	6
BAYONET POINT MEDICAL CENTER			6	100%	6
JEFFERY WEINZWEIG			6	100%	6
LABCORP OF AMERICA		2	4	67%	6
MICHIGAN DEPARTMENT OF COMMUNITY HEALTH		1	5	83%	6
TRUE HEALTH DIAGNOSTICS		1	5	83%	6
PENSACOLA PEDIATRICS			6	100%	6
ADVENT HEALTH SEBRING			6	100%	6
LEE COUNTY HEALTH DEPARTMENT		4	2	33%	6
ST JOSEPH HOSPITAL		5	1	17%	6
UNIVERSITY HOSPITAL - STONY BROOK EASTERN		6			6
CANTON-POTSDAM HOSPITAL LABORATORY		6			6
CLEVELAND CLINIC			6	100%	6
NORTH FLORIDA PEDIATRICS-LAKE CITY			5	100%	5
NEW YORK STATE ELR - LABORATORY ALLIANCE OF CENTRAL NEW		5			5
PALM BEACH PATHOLOGY		4	1	20%	5
FRANCES WARDE MEDICAL LABORATORY		2	3	60%	5
LABCORP - NAPLES			5	100%	5
ADVENTHEALTH PALM COAST			5	100%	5
CREATIVE TESTING SOLUTIONS			5	100%	5
MINUTECLINIC DIAGNOSTIC OF RHODE ISLAND, LLC #729		4	1	20%	5
BROWARD COUNTY HEALTH DEPT.			5	100%	5

COVID-19: testing by laboratory

Data through Jul 27, 2020 verified as of Jul 28, 2020 at 09:25 AM

Data in this report are provisional and subject to change.

The numbers in the table below represent the number for whom test results were received by the Department of Health. A person can be tested by more than one laboratory and can have both positive and negative results. **Therefore, the sum of the numbers in each column will be larger than the total number of people tested.**

Reporting lab	Inconclusive	Negative	Positive	Percent positive	Total
BOCA RATON REGIONAL HOSPITAL LAB			5	100%	5
MAGNOLIA DIAGNOSTIC			5	100%	5
XRL SXF REF LAB		5			5
ST ANTHONY NORTH			5	100%	5
JFK MEDICAL CENTER NORTH LAB			5	100%	5
FLOWERS HOSPITAL		1	4	80%	5
X-GENE MOLECULAR LABS			5	100%	5
DOH JACKSONVILLE CENTRAL LABORATORY		3	2	40%	5
AMELIA MEDICAL CARE			5	100%	5
ST ELIZABETH MEDICAL CENTER LABORATORY		5			5
Cleveland Clinic Laboratories		1	4	80%	5
NIGHT LITE PEDIATRICS WINTER GARDEN		3	2	40%	5
UPMC HEALTH SYSTEM		4	1	20%	5
AEL KNOXVILLE			5	100%	5
LABCORP BURLINGTON CYTO		4	1	20%	5
NEW YORK PRESBYTERIAN - ALLEN HOSPITAL		5			5
BIOTECH			5	100%	5
TAMIAMI LAB MILLENNIUM			5	100%	5
BROOKWOOD BAPTIST MEDICAL CENTER		5			5
THE VILLAGES CLINICAL LAB		4	1	20%	5
BAY PINES VA		1	4	80%	5
NEW YORK STATE ELR - HUDSON VALLEY HOSPITAL CENTER LABORATORY		4	1	20%	5
CHILDREN'S HOSPITAL OF PHILADELPHIA		5			5
SPECIALITY LABORATORIES,INC		4	1	20%	5
MONTEFIORE NEW ROCHELLE HOSPITAL		5			5
ARNOT OGDEN MEDICAL CENTER LABORATORY		5			5
COMMUNITY HEALTH OF SOUTH FLORIDA			4	100%	4
MERCY HOSPITAL MIAMI LAB			4	100%	4
COLORADO DEPARTMENT OF PUBLIC HEALTH AND ENVIRONMENT			4	100%	4
QUEST DIAGNOSTIC INC TECHINICAL			4	100%	4
BEAUMONT LABORATORY			4	100%	4
ADVENT HEALTH -TAMPA			4	100%	4
LAKELAND REGIONAL HEALTH			4	100%	4
LINCOLN MEDICAL AND MENTAL HEALTH CENTER		4			4
FLORIDA WOMAN CARE LABORATORY			4	100%	4
THE CENTER FOR URGENT CARE		3	1	25%	4
WINTER HAVEN HOSPITAL			4	100%	4
SUNCOAST COMMUNITY HEALTH CENTERS PEDIATRICS			4	100%	4
QUEST DIAGNOSTICS- MELBOURNE			4	100%	4
THOMAS JEFFERSON UNIVERSITY HOSPITAL		4			4
DALE MEDICAL CENTER		2	2	50%	4
LAB CORP OF AMERICA		1	3	75%	4
NORTHWEST FLORIDA COMMUNITY HOSPITAL		1	3	75%	4
COVENIENT CARE MEDICAL CLINIC			4	100%	4
OKLAHOMA STATE UNIVERSITY DIAGNOSTIC LAB			4	100%	4
MISSOURI DEPARTMENT OF HEALTH AND SENIOR SERVICES			4	100%	4
PEDIATRIC HEALTH CARE ALLIANCE			4	100%	4

COVID-19: testing by laboratory

Data through Jul 27, 2020 verified as of Jul 28, 2020 at 09:25 AM

Data in this report are provisional and subject to change.

The numbers in the table below represent the number for whom test results were received by the Department of Health. A person can be tested by more than one laboratory and can have both positive and negative results. **Therefore, the sum of the numbers in each column will be larger than the total number of people tested.**

Reporting lab	Inconclusive	Negative	Positive	Percent positive	Total
FINLAY C. LABORATORY		3	1	25%	4
INTERMARKET FACILITY			4	100%	4
MAYO CLINIC LABS - ROCHESTER SUPERIOR DRIVE			4	100%	4
DAVITA LABORATORY		4			4
PECONIC BAY MEDICAL CENTER LABORATORY		3	1	25%	4
LEHIGH VALLEY HOSPITAL		3	1	25%	4
METROPOLITAN HOSPITAL CENTER		4			4
PRECISION LABS LLC		1	3	75%	4
MEDLOGIC, LLC		1	3	75%	4
DTR LABS		3	1	25%	4
ADVENT HEALTH CENTRA CARE		1	3	75%	4
NEW YORK STATE ELR - SOUTHSIDE HOSPITAL NORTHWELL HEALTH LABORATORY		3	1	25%	4
DCH REGIONAL MEDICAL CENTER LABORATORY		4			4
GENUS DIAGNOSTICS			4	100%	4
STATEN ISLAND UNIVERSITY HOSPITAL-POUCH		4			4
WUESTHOFF MEMORIAL HOSPITAL			4	100%	4
EXPRESS TESTING-ONE			4	100%	4
STATEN ISLAND UNIVERSITY HOSPITAL SEGUINE AVE		4			4
NEW YORK STATE ELR - BROOKLYN HOSPITAL CENTER DOWNTOWN CAMPUS		4			4
SOUTHWESTERN REGIONAL MEDICAL CENTER - TULSA		4			4
TIMBER RIDGE LABORATORY			3	100%	3
BAPTIST MEDICAL CENTER EAST		2	1	33%	3
MAYO MEDICAL LABORATORIES		2	1	33%	3
SAMARITAN MEDICAL CENTER		3			3
MONTEFIORE ST LUKE'S CORNWALL HOSPITAL		2	1	33%	3
TAMPA GENERAL HOSPITAL LABORATORY			3	100%	3
AVELLINO LAB USA INC		3			3
ASCENSION ST. VINCENT'S PRIMARY CARE			3	100%	3
DORAL URGENT CARE			3	100%	3
NICHOLS INSTITUTE QUEST DIAGNOSTICS		2	1	33%	3
NEW YORK STATE ELR - JACOBI MEDICAL CENTER		3			3
UNKNOWN LAB			3	100%	3
FISHERMEN'S HOSPITAL			3	100%	3
PENNSYLVANIA DEPARTMENT OF HEALTH BUREAU OF LABORATORIES			3	100%	3
VIRTUA VOORHEES HOSPITAL		3			3
FAMILY HEALTH CENTERS OF SWF LABS			3	100%	3
LEE MEMORIAL HEALTH PARK LAB			3	100%	3
BAYCARE OUTREACH LABORATORY HOSPITAL			3	100%	3
NEW YORK STATE ELR - ORANGE REGIONAL MEDICAL CENTER LABORATORY		3			3
VA OUTPATIENT			3	100%	3
ILLINOIS DEPARTMENT OF PUBLIC HEALTH			3	100%	3
QUEST DIAGNOSTICS-N ST PETERSBURG-5TH			3	100%	3
LABCORP DIAGNOSTICS-MIAMI		2	1	33%	3
WAKEMED		1	2	67%	3
INDIAN RIVER CHD VERO BEACH		2	1	33%	3
ABBOTT			3	100%	3
NORTH NAPLES HOSPITAL RESPIRATORY THERAPY DEPARTMENT			3	100%	3

COVID-19: testing by laboratory

Data through Jul 27, 2020 verified as of Jul 28, 2020 at 09:25 AM

Data in this report are provisional and subject to change.

The numbers in the table below represent the number for whom test results were received by the Department of Health. A person can be tested by more than one laboratory and can have both positive and negative results. **Therefore, the sum of the numbers in each column will be larger than the total number of people tested.**

Reporting lab	Inconclusive	Negative	Positive	Percent positive	Total
BRANCH MEDICAL CLINIC			3	100%	3
CENTRAL FLORIDA HEALTH CARE INC			3	100%	3
NEW YORK STATE ELR - SAMARITAN HOSPITAL LABORATORY		3			3
MIAMI CANCER INSTITUTE			3	100%	3
NEWYORK-PRESBYTERIAN/ LAWRENCE HOSPITAL LABORATORY		3			3
LAWTON CHILES HEALTH CENTER			3	100%	3
KEY WEST URGENT CARE, INC		3			3
JOE DIMAGGIO CHILDREN'S HOSPITAL		1	2	67%	3
MARINER'S HOSPITAL			3	100%	3
PALMS WEST HOSPITAL			3	100%	3
KEY PRIMARY CARE			3	100%	3
EMERGENCY MEDICAL CENTER			3	100%	3
QUEST DIAGNOSTIC			3	100%	3
DOH-TAMPA BRANCH LABORATORY (MLK BLVD)			3	100%	3
NORTH FLORIDA/SOUTH GEORGA VETERANS HEALTH SYSTEM			3	100%	3
PUBLIC HEALTH LAB		3			3
PINELLAS COUNTY HEALTH DEPARTMENT		2	1	33%	3
ACH			3	100%	3
CLINICORE			3	100%	3
BARONESS ERLANGER HOSPITAL		3			3
ST. MARYS MEDICAL CENTER			3	100%	3
ST LUKES HOSPITAL LABORATORY		2	1	33%	3
METHODIST MEDICAL CENTER		2	1	33%	3
JACKSON SOUTH COMMUNITY HOSPITAL LAB			3	100%	3
STATEN ISLAND UNIVERSITY HOSPITAL		3			3
MHHS All Lab Subsection		3			3
LABORATORY OF FLORIDA			3	100%	3
LAKE WALES MEDICAL CENTER INC			3	100%	3
NORTH BROWARD HOSPITAL DISTRICT HEALTHCARE FOR THE HOMELESS			3	100%	3
MOLECULAR DIAGNOSTICS			3	100%	3
OPTUM LABS LLC			3	100%	3
VIRGINIA DIVISION OF CONSOLIDATED LABORATORIES			3	100%	3
GULF COAST MEDICAL GROUP			3	100%	3
BLOCK, NATION, CHASE, AND SMOLEN FAMILY MEDICINE			3	100%	3
FLORIDA CLINICAL LABORATORY INC			2	100%	2
MAILBOX DIAGNOSTICS		1	1	50%	2
NORTH FLORIDA PEDIATRICS			2	100%	2
MAYO			2	100%	2
TREASURE COAST COMMUNITY HEALTH			2	100%	2
LABCORP - STUART		1	1	50%	2
NORTHERN DUTCHESS HOSPITAL LABORATORY		2			2
GEISINGER MEDICAL CENTER		2			2
HOME ACCESS HEALTH			2	100%	2
MALABAR/ADVENT CENTRA CARE			2	100%	2
NEW YORK STATE ELR - AUBURN COMMUNITY HOSPITAL		2			2
NEW YORK STATE DEPARTMENT OF HEALTH		1	1	50%	2
ERIE COUNTY MEDICAL CTR CLINICAL LABS		2			2

COVID-19: testing by laboratory

Data through Jul 27, 2020 verified as of Jul 28, 2020 at 09:25 AM

Data in this report are provisional and subject to change.

The numbers in the table below represent the number for whom test results were received by the Department of Health. A person can be tested by more than one laboratory and can have both positive and negative results. **Therefore, the sum of the numbers in each column will be larger than the total number of people tested.**

Reporting lab	Inconclusive	Negative	Positive	Percent positive	Total
KETTERING HEALTH			2	100%	2
AMMON LABS			2	100%	2
UK HEALTHCARE			2	100%	2
INTERNAL MEDICINE ASSOCIATES-DUNELLON			2	100%	2
LEESBURG REGIONAL MEDICAL CENTER		1	1	50%	2
LABCORP - OHIO			2	100%	2
WESLEY CHAPEL INTERNAL MEDICINE AND PEDIATRICS			2	100%	2
UC CORAL GABLES			2	100%	2
ST. JOSEPH REGIONAL MEDICAL CENTER			2	100%	2
WOODHULL MEDICAL AND MENTAL HEALTH CTR		2			2
ACHS		2			2
ATLANTIS URGENT CARE			2	100%	2
CONEMAUGH MEMORIAL MEDICAL CENTER		2			2
CORAL GABLES HOSPITAL			2	100%	2
NEW YORK STATE ELR - GLENS FALLS HOSPITAL DEPARTMENT OF PATHOLOGY		2			2
COASTAL LABORATORIES			2	100%	2
PREMIER LABORATORY SERVICES, LLC			2	100%	2
PPD			2	100%	2
AMEERAH LABS			2	100%	2
BAY CARE OCCUPATIONAL CLINIC			2	100%	2
BIO-TECH CLINICAL LABORATORIES			2	100%	2
PHYSICIANS STAT			2	100%	2
KEYS MEDICAL GROUP			2	100%	2
OKLAHOMA STATE DEPARTMENT OF HEALTH-PUBLIC HEALTH LABORATORY			2	100%	2
QUEENS HOSPITAL CENTER		2			2
OHIO DEPARTMENT OF HEALTH LABORATORY		2			2
NORTHSHORE UNIVERSITY HEALTHSYSTEM EVANSTON HOSPITAL LAB			2	100%	2
ST PETERSBURG PEDIATRICS-EAST BAY			2	100%	2
ST CHARLES HOSPITAL LABORATORY		2			2
QUEST DIAGNOSTICS INCORPORATED			2	100%	2
Cleveland Clinic Weston			2	100%	2
COLLIER COUNTY HEALTH DEPT.			2	100%	2
SSM HEALTH ST LOUIS MICROBIOLOGY LABORATORY		1	1	50%	2
BAYFRONT HEALTH PUNTA GORDA			2	100%	2
URGENT CARE TCMA			2	100%	2
UNIVERSITY OF MIAMI			2	100%	2
SIGNATURE CARE PFLUGERVILLE			2	100%	2
RICHMOND UNIVERSITY MEDICAL CENTER		1	1	50%	2
JOHN D. ARCHBOLD MEM. HOSPITAL			2	100%	2
VIGILINT HEALTHCARE		1	1	50%	2
FCHC (OB)-DARWIN SQUARE CTR.			2	100%	2
FLORIDA HEALTH CARE PLANS			2	100%	2
JACKSON LABORATORY OF GENOMIC MEDICINE		2			2
EGL GENETIC DIAGNOSTICS		1	1	50%	2
ALTRU DIAGNOSTICS INC			2	100%	2
BAYCARE MEDICAL GROUP INC			2	100%	2
CALHOUN LIBERTY HOSPITAL			2	100%	2

COVID-19: testing by laboratory

Data through Jul 27, 2020 verified as of Jul 28, 2020 at 09:25 AM

Data in this report are provisional and subject to change.

The numbers in the table below represent the number for whom test results were received by the Department of Health. A person can be tested by more than one laboratory and can have both positive and negative results. **Therefore, the sum of the numbers in each column will be larger than the total number of people tested.**

Reporting lab	Inconclusive	Negative	Positive	Percent positive	Total
DOCTORS MEMORIAL FAMILY MEDICINE			2	100%	2
MARSHALL MEDICAL CENTER SOUTH LAB		2			2
BOZEMAN HEALTH DEACONESS HOSPITAL		2			2
BAY CARE			2	100%	2
JOHNSON CITY MEDICAL CENTER		1	1	50%	2
CONNECTDX			2	100%	2
NAPHCARE, INC.			2	100%	2
Covance Central Laboratory			2	100%	2
BIRMINGHAM VAMC		1	1	50%	2
PREMIER MEDICAL LABORATORY			2	100%	2
BFT LAB			2	100%	2
FLORIDA DEPARTMENT OF HEALTH IN HILLSBOROUGH COUNTY			2	100%	2
MIDWAY SPECIALTY CARE CENTER			2	100%	2
NADAL PEDIATRICS - VICTORIA STREET (3385)			2	100%	2
CELERION			2	100%	2
LABCORP - LEESBURG			2	100%	2
IOWA DEPARTMENT OF PUBLIC HEALTH			2	100%	2
GUTHRIE MEDICAL GROUP LABORATORIES		2			2
SHELBY BAPTIST MEDICAL CENTER			2	100%	2
SCDHEC BUREAU OF LABORATORIES			2	100%	2
CENTRA CARE HUNTER'S CREEK			2	100%	2
SARASOTA MEMORIAL MEDICAL URGENT CARE CENTER			2	100%	2
OHIO STATE UNIVERSITY WEXNER MEDICAL CENTER			2	100%	2
VIRTUA MEMORIAL HOSPITAL BURLINGTON COUNTY			2	100%	2
DICKERT			2	100%	2
WALGREENS #5317		2			2
BETH ISRAEL DEACONESS MEDICAL CENTER			2	100%	2
IRL MARKET LAB ALACHUA		1	1	50%	2
NEW HAMPSHIRE PUBLIC HEALTH LABORATORIES		2			2
CLINICAL PATHOLOGY LABS		1	1	50%	2
GEORGIA DEPARTMENT OF PUBLIC HEALTH			2	100%	2
GALEN BAYLOR EXTENSION		2			2
AHSE ROP		2			2
MEMORIAL SLOAN KETTERING CANCER CENTER		1	1	50%	2
UNIVERSITY HOSPITAL			2	100%	2
SOUTH GEORGIA MEDICAL CENTER			2	100%	2
NEW HAMPSHIRE DEPARTMENT OF HEALTH AND HUMAN SERVICES		1	1	50%	2
TALLAHASSEE MEMORIAL HOSPITAL/MICROBIOLOGY LAB			2	100%	2
NOVANT HEALTH INPATIENT CARE			2	100%	2
UNIVERSITY HOSPITAL OF BROOKLYN		2			2
ADVANCED MEDICAL CARE			2	100%	2
NEW YORK STATE ELR - NEW YORK CITY DEPARTMENT OF HEALTH & MENTAL		2			2
OMNI			2	100%	2
DEACONESS HOSPITAL			2	100%	2
NEW YORK STATE ELR - COLUMBIA MEMORIAL HOSPITAL LABORATORY		2			2
LABCORP PHOENIX			2	100%	2
NEW YORK STATE ELR - LONG ISLAND JEWISH VALLEY STREAM		2			2

COVID-19: testing by laboratory

Data through Jul 27, 2020 verified as of Jul 28, 2020 at 09:25 AM

Data in this report are provisional and subject to change.

The numbers in the table below represent the number for whom test results were received by the Department of Health. A person can be tested by more than one laboratory and can have both positive and negative results. **Therefore, the sum of the numbers in each column will be larger than the total number of people tested.**

Reporting lab	Inconclusive	Negative	Positive	Percent positive	Total
AMERICAN FAMILY CARE- ORANGE BEACH			2	100%	2
MONTANA PUBLIC HEALTH LAB			2	100%	2
ALABAMA DEPARTMENT OF PUBLIC HEALTH			2	100%	2
LABCORP RARITAN		2			2
FLORIDA HOSPITAL			2	100%	2
HEALTH NETWORK LABORATORIES		1			1
JRS LABORATORY			1	100%	1
SEA LEVEL LABS			1	100%	1
FLORIDA HOSPITAL ALTAMONTE			1	100%	1
SANFORD SOUTH UNIVERSITY		1			1
REMISE OCCUPATIONAL HEALTH SOLUTIONS INC			1	100%	1
CFCH - FROSTPROOF			1	100%	1
CENTRA CARE - WATERFORD LAKES			1	100%	1
QUEST DIAGNOSTICS-OCALA-SE 3RD		1			1
PEDIATRIC ASSOCIATES - JACKSONVILLE			1	100%	1
PALM SPRINGS GENERAL HOSPITAL			1	100%	1
REGIONAL MEDICAL LABORATORY			1	100%	1
NORTHERN WESTCHESTER HOSPITAL LABORATORY		1			1
NORTH BROWARD MEDICAL CENTER			1	100%	1
NOT GIVEN			1	100%	1
PHELPS HOSPITAL LABORATORY		1			1
DEPARTMENT OF HEALTH AND HUMAN SERVICES DIVISION OF BEHAVIORAL HEALTH		1			1
SHANDS AT LAKE SHORE LAB			1	100%	1
SCIENCE CARE			1	100%	1
UT MEMPHIS UNIVERSITY HEALTH SERVICES			1	100%	1
VALLEY HOSPITAL MEDICAL CENTER		1			1
ALVERNO CLINICAL LABORATORIES			1	100%	1
VITAE DIAGNOSTICS			1	100%	1
RIVERVIEW REGIONAL MEDICAL CENTER		1			1
VIDANT MEDICAL CENTER			1	100%	1
Viracor Eurofins			1	100%	1
UNIVERSITY OF FLORIDA			1	100%	1
UNIVERSITY OF KANSAS MEDICAL CENTER			1	100%	1
UF KANAPAHA LAB BEAKER		1			1
CGH MEDICAL CENTER			1	100%	1
CBC LAB			1	100%	1
SMITH NORTHVIEW HOSPITAL LAB			1	100%	1
ALLIANCE LABS @LRMC			1	100%	1
UNK			1	100%	1
CAROLINAS HEALTHCARE SYSTEM LAB			1	100%	1
WILMINGTON VA MEDICAL CENTER			1	100%	1
UCLA HEALTHCARE CLINICAL LABS			1	100%	1
MONTANA DEPARTMENT OF PUBLIC HEALTH & HUMAN SERVICES			1	100%	1
WILLIAM A HINTON STATE LABORATORY INSTITUTE			1	100%	1
Mt Sinai Aventura			1	100%	1
MINUTECLINIC DIAGNOSTIC OF TEXAS, LLC		1			1
WARD MEMORIAL HOSPITAL		1			1

COVID-19: testing by laboratory

Data through Jul 27, 2020 verified as of Jul 28, 2020 at 09:25 AM

Data in this report are provisional and subject to change.

The numbers in the table below represent the number for whom test results were received by the Department of Health. A person can be tested by more than one laboratory and can have both positive and negative results. **Therefore, the sum of the numbers in each column will be larger than the total number of people tested.**

Reporting lab	Inconclusive	Negative	Positive	Percent positive	Total
WEST			1	100%	1
CALIFORNIA PUBLIC HEALTH LABORATORY			1	100%	1
CELEBRATION HOSPITAL			1	100%	1
TUFTS MEDICAL CENTER			1	100%	1
ARNOLD PALMER HOSPITAL LABORATORY			1	100%	1
ARKANSAS DEPARTMENT OF HEALTH			1	100%	1
QUEST ELR		1			1
BAPTIST ER TOWN CTR			1	100%	1
BAYCARE MEDICAL GROUP			1	100%	1
AZALEA HEALTH			1	100%	1
PROGENESIS INC			1	100%	1
PRIMARY CARE OF THE TREASURE COAST			1	100%	1
EXPRESS GENE MOLECULAR DIAGNOSTICS LABORATORY			1	100%	1
UNIVERSITY LAB			1	100%	1
UAB			1	100%	1
ELMHURST MEMORIAL HOSPITAL			1	100%	1
BARDMOOR LABORATORY			1	100%	1
VERMONT DEPARTMENT OF HEALTH LABORATORY		1			1
APS-SUMMIT CARE PHARMACY, LLC DBA OMNICARE		1			1
VA GREATER LOS ANGELES HEALTH CARE SYSTEM			1	100%	1
VA HOSPITAL			1	100%	1
CAROMONT HEALTH			1	100%	1
DOCTORS CLINICAL LABORATORY, INC			1	100%	1
SENTARA NORFOLK GENERAL HOSPITAL CENTRAL LAB			1	100%	1
SOUTHWEST FLORIDA DIVISION LAB			1	100%	1
STANLY REGIONAL MEDICAL CENTER			1	100%	1
TIMPANOGOS REGIONAL HOSPITAL			1	100%	1
BAY CARE LAB SERVICES/ST. ANTHONY'S HOSPITAL			1	100%	1
TAMIAMI LAB MILLENIUM			1	100%	1
TAMPA		1			1
GENETRAIT LABORATORIES			1	100%	1
WELLINGTON WEST 100176			1	100%	1
WEST PACIFIC MEDICAL LABORATORY			1	100%	1
ADVENTIST HINSDALE HOSPITAL LABORATORY			1	100%	1
WASHINGTON STATE DEPARTMENT OF HEALTH PUBLIC HEALTH LABORATORIES			1	100%	1
HEALTH FIRST IBM-UX			1	100%	1
INTERMOUNTAIN MEDICAL CENTER			1	100%	1
INTERNAL LAB			1	100%	1
LABCORP-CRYSTAL RIVER			1	100%	1
INDIAN RIVER CLINICAL LABORATORY, INC.		1			1
ACCESSLAB		1			1
ALLIANCE LABORATORY SERVICES			1	100%	1
WEST KENDALL HOSPITAL			1	100%	1
WEST VIRGINIA UNIVERSITY HOSPITALS			1	100%	1
GRAND VIEW HOSPITAL			1	100%	1
ACCESS HEALTH CARE			1	100%	1
VRL EUROFINS			1	100%	1

COVID-19: testing by laboratory

Data through Jul 27, 2020 verified as of Jul 28, 2020 at 09:25 AM

Data in this report are provisional and subject to change.

The numbers in the table below represent the number for whom test results were received by the Department of Health. A person can be tested by more than one laboratory and can have both positive and negative results. **Therefore, the sum of the numbers in each column will be larger than the total number of people tested.**

Reporting lab	Inconclusive	Negative	Positive	Percent positive	Total
US LABORATORIES			1	100%	1
AFFILIATED LABORATORIES INC			1	100%	1
SANFORD REGIONAL HOSPITAL WORTHINGTON		1			1
NEBRASKA MEDICAL CENTER			1	100%	1
LABCORP - ORLANDO		1			1
EXCEL URGENT CARE OF NJ			1	100%	1
INTERMOUNTAIN CENTRAL LAB			1	100%	1
NEW YORK STATE ELR - BELLEVUE HOSPITAL CENTER DEPARTMENT		1			1
LAKE MARY KIDS CENTRA CARE			1	100%	1
LABCORP-PORT ST.LUCIE		1			1
MAGNOLIA ADULT, LLC			1	100%	1
LATE HOURS URGENT CARE			1	100%	1
NAVAL BRANCH MEDICAL CLINIC			1	100%	1
HARDIN MEMORIAL HOSPITAL - HEARTLAND PATHOLOGY CONSULTANTS			1	100%	1
FORT SANDERS REGIONAL LABORATORY		1			1
MID FLORIDA CLINICAL LABORATORY			1	100%	1
HOLY NAME MEDICAL CENTER		1			1
NAVAL HOSPITAL OF JACKSONVILLE			1	100%	1
MEDRITE			1	100%	1
HOUSTON HEALTH DEPARTMENT - BUREAU OF LABORATORY SERVICES			1	100%	1
MIDMICHIGAN MEDICAL CENTER			1	100%	1
DOCS URGENT CARE			1	100%	1
HELIX DIAGNOSTICS			1	100%	1
HAWAII DEPARTMENT OF HEALTH LAB			1	100%	1
ORMC-ARDEN/EOI			1	100%	1
BEAUFORT MEMORIAL			1	100%	1
BEAUMONT HOSPITAL, GROSSE POINTE			1	100%	1
ECLRS			1	100%	1
COMMONWEALTH OF MASSACHUSETTS			1	100%	1
CHARLOTTE CHD PORT CHARLOTTE		1			1
COLORADO DEPARTMENT OF HEALTH LABORATORY SERVICES DIVISION			1	100%	1
CQUENTIA NGS, LLC			1	100%	1
LOYOLA UNIVERSITY MEDICAL CENTER LABORATORY			1	100%	1
MEDICAL ARTS LABORATORY			1	100%	1
BAPTIST HEALTH MEDICAL CENTER			1	100%	1
LEESBURG FAMILY MEDICINE		1			1
BASCOM PALMER-MICRO LAB			1	100%	1
COMPUNET CLINICAL LAB			1	100%	1
LABCORP HOUSTON			1	100%	1
ONslow MEMORIAL HOSPITAL LABORATORY		1			1
DELAWARE DIAGNOSTICS LABS			1	100%	1
YORK HOSPITAL - LABORATORY			1	100%	1
VIRACOR			1	100%	1
QUEST - HOUSTON LAB			1	100%	1
WOLFSON (USE BAPTIST)			1	100%	1
CLEVELAND CLINIC OHIO LABORATORIES			1	100%	1
UW HOSPITAL AND CLINICS			1	100%	1

COVID-19: testing by laboratory

Data through Jul 27, 2020 verified as of Jul 28, 2020 at 09:25 AM

Data in this report are provisional and subject to change.

The numbers in the table below represent the number for whom test results were received by the Department of Health. A person can be tested by more than one laboratory and can have both positive and negative results. **Therefore, the sum of the numbers in each column will be larger than the total number of people tested.**

Reporting lab	Inconclusive	Negative	Positive	Percent positive	Total
FLORIDA CLINICAL LABORATORY - BIOREFERENCE LABORATORIES			1	100%	1
FLORIDA DEPARTMENT OF HEALTH PALM BEACH COUNTY			1	100%	1
DHEC - S.C PUBLIC HEALTH LAB			1	100%	1
FALMOUTH BY THE SEA			1	100%	1
DUKE HEALTH REGIONAL HOSPITAL			1	100%	1
CONEY ISLAND HOSPITAL		1			1
WELLNOW URGENT CARE		1			1
PEDIATRIC HEALTHCARE ALLIANCE			1	100%	1
WATAUGA MEDICAL CENTER			1	100%	1
PRISMA HEALTH TUOMEY LABORATORY			1	100%	1
PERDIDO URGENT CARE			1	100%	1
DOH-WEST PALM BEACH BRANCH LABORATORY			1	100%	1
SEMINOLE COUNTY HEALTH DEPARTMENT			1	100%	1
RIVIERA BEACH HEALTH CENTER LAB			1	100%	1
LAKEWOOD RANCH ER 24/7			1	100%	1
BMC/JACSONVILLE		1			1
ROBERT WOOD JOHNSON HOSPITAL			1	100%	1
MD NOW URGENT CARE CENTER INC.			1	100%	1
PRORENATA LABS			1	100%	1
LEGACY LABORATORY			1	100%	1
BERKSHIRE MEDICAL CENTER			1	100%	1
MEMORIAL HEALTH UNIVERSITY MEDICAL CENTER			1	100%	1
JOHNS HOPKINS MEDICAL LABS			1	100%	1
SOUTHWEST REGIONAL PCR LABORATORY			1	100%	1
GIFFORD MEMORIAL HOSPITAL		1			1
CENTRA CARE – LAKE NONA			1	100%	1
FLORIDA HOSPITAL LAB			1	100%	1
State Lab Unspecifd			1	100%	1
SOUTHEAST GEORGIA HEALTH SYSTEM			1	100%	1
SKY RIDGE MEDICAL CENTER - MICRO			1	100%	1
ST FRANCIS			1	100%	1
ST. MARY MEDICAL CENTER		1			1
MARINA DEL REY HOSPITAL LAB			1	100%	1
MARYLAND DEPARTMENT OF HEALTH AND MENTAL HYGIENE			1	100%	1
JOHNS HOPKINS MEDICAL LABORATORIES			1	100%	1
JOHN HOPKINS MEDICAL LABORATORIES		1			1
ACCESS HEALTH CARE PHYSICIANS			1	100%	1
AFC URGENT CARE			1	100%	1
PARKWAY REGIONAL MEDICAL CENTER LAB			1	100%	1
ADVENTHEALTH CENTRA CARE SANFORD			1	100%	1
UC SAN DIEGO HEALTH			1	100%	1
SACRED HEART MEDICAL GROUP			1	100%	1
LABCORP SOUTH CHARLESTON			1	100%	1
LEGACY LABORATORY SERVICES			1	100%	1
LABCORP LAFAYETTE		1			1
SPARROW CENTRAL LAB			1	100%	1
ST. LUCIE COUNTY HEALTH DEPARTMENT		1			1

COVID-19: testing by laboratory

Data through Jul 27, 2020 verified as of Jul 28, 2020 at 09:25 AM

Data in this report are provisional and subject to change.

The numbers in the table below represent the number for whom test results were received by the Department of Health. A person can be tested by more than one laboratory and can have both positive and negative results. **Therefore, the sum of the numbers in each column will be larger than the total number of people tested.**

Reporting lab	Inconclusive	Negative	Positive	Percent positive	Total
LABCORP - HOLLYWOOD			1	100%	1
SUNY AT STONY BROOK			1	100%	1
ST. LUKE'S HOSPITAL - BETHLEHEM CAMPUS		1			1
SCRIPPS CLINIC MEDICAL			1	100%	1
PALM BEACH COUNTY HEALTH DEPARTMENT LABORATORY			1	100%	1
NEW YORK STATE ELR - ERIE COUNTY PUBLIC HEALTH CLINICAL		1			1
BLOOD SYSTEMS LABORATORIES			1	100%	1
BEEBE MEDICAL CENTER LABORATORY		1			1
NEW YORK CITY DEPARTMENT OF HEALTH			1	100%	1
BLOUNT MEMORIAL HOSPITAL		1			1
NORTH RIVER FAMILY HEALTH CENTER			1	100%	1
XPRESS WELLNESS URGENT CARE			1	100%	1
NORTH CAROLINA STATE LABORATORY OF PUBLIC HEALTH, SPECTRUM LAB NETWORK			1	100%	1
CATHOLIC HEALTH SYSTEM DEPT LABORATORY		1			1
BAYLOR COLLEGE OF MEDICINE			1	100%	1
AMERICAN MEDICAL LABORATORIES			1	100%	1
HARTFORD HOSPITAL ANCILLARY LAB		1			1
MARION COUNTY HEALTH DEPARTMENT			1	100%	1
OHIO DEPARTMENT OF HEALTH			1	100%	1
MEDICAL CENTER ENTERPRISE			1	100%	1
BAYCARE OUTREACH LAB			1	100%	1
FLORIDA DEPARTMENT OF HEALTH IN MIAMI DADE COUNTY			1	100%	1
BAYCARE ALLIANT HOSPITAL			1	100%	1
MEDONE URGENT CARE			1	100%	1
AMD			1	100%	1
NEW YORK STATE ELR - NEW YORK PRESBYTERIAN-LOWER MANHATTAN		1			1
ST VINCENT'S CHILTON		1			1
EDGAR PRICE FAMILY & CHILDREN HEALTHCARE CENTER			1	100%	1
NORTHSIDE HOSPITAL DULUTH			1	100%	1
TPCA CLINICAL LABORATORIES		1			1
THE HEART HOSPITAL BAYLOR PLANO			1	100%	1
TIEHH BIOTERRORISM RESPONSE LAB			1	100%	1
DSI LABORATORIES-NAPLES-7TH			1	100%	1
TEXAS DEPARTMENT OF STATE HEALTH SERVICES			1	100%	1
NORTHWEST FL COMM HOSP			1	100%	1
HARLEM HOSPITAL CENTER		1			1
KETTERING MEDICAL CENTER			1	100%	1
KENTUCKY CABINET FOR HEALTH AND FAMILY SERVICES			1	100%	1
RIVERSIDE METHODIST HOSPITAL LAB			1	100%	1
SHARP MEMORIAL HOSPITAL MICROBIOLOGY DEPT			1	100%	1
OHIO STATE UNIVERSITY MEDICAL CENTER			1	100%	1
NORTHWESTERN MEMORIAL HOSPITAL			1	100%	1
ONEIDA HEALTHCARE CENTER		1			1
FLORIDA HOSPITAL KISSIMMEE			1	100%	1
TRUMAN MEDICAL CENTER - HOSPITAL HILL			1	100%	1
TANNER MEDICAL CENTER EAST AL		1			1
ST. JOSEPH'S HOSPITAL NORTH			1	100%	1

COVID-19: testing by laboratory

Data through Jul 27, 2020 verified as of Jul 28, 2020 at 09:25 AM

Data in this report are provisional and subject to change.

The numbers in the table below represent the number for whom test results were received by the Department of Health. A person can be tested by more than one laboratory and can have both positive and negative results. **Therefore, the sum of the numbers in each column will be larger than the total number of people tested.**

Reporting lab	Inconclusive	Negative	Positive	Percent positive	Total
UNITED HEALTHCARE			1	100%	1
TRINITAS REGIONAL MEDICAL CENTER			1	100%	1
MADISON COUNTY MEMORIAL HOSP		1			1
THE UNIVERSITY OF VERMONT MEDICAL CENTER		1			1
THOMAS LANGLEY			1	100%	1
ADVANCED LABORATORY SERVICES			1	100%	1
TEN HEALTHCARE			1	100%	1
ST JOSEPHS CHILDRENS HOSPITAL OUTREACH			1	100%	1
URGENT CARE WEST CLINIC			1	100%	1
LABCORP - LADY LAKE			1	100%	1
UNITED CLINICAL LABORATORIES			1	100%	1
NEW YORK STATE ELR - MONTEFIORE MEDICAL CENTER LABORATORIES - WEILER			1	100%	1
MHS LAB		1			1
UTMB PATHOLOGY CLINICAL SERVICES LABORATORY			1	100%	1
UNIVERSITY OF MISSOURI HEALTH CARE			1	100%	1
MCH PHYSICIANS GROUP			1	100%	1
Lourdes Hospital			1	100%	1
MINUTECLINIC DIAGNOSTIC			1	100%	1
CHATSWORTH ASSISTED LIVING COMMUNITY AT PGA NATIONAL			1	100%	1
MONTEFIORE NYACK HOSPITAL AFFILIATED LABORATORY		1			1
MONROE COUNTY HOSPITAL		1			1
MEMORIAL HERMANN CONSOLIDATED LABORATORY SERVICES			1	100%	1
MEDSTAR HARBOR HOSPITAL			1	100%	1
MEDICAL CLINIC OF HOUSTON			1	100%	1
LAB CORP PHOENIX			1	100%	1
NOVANT HEALTH GOHEALTH URGENT CARE-HARRISBURG			1	100%	1
MUNSON MEDICAL CENTER			1	100%	1
MISSOURI DEPARTMENT OF HEALTH AND SENIOR SERVICES - STATE PH LAB		1			1
ADVANCED URGENT CARE CENTER OF THE UPPER KEYS			1	100%	1
ACL LABORATORIES INDUSTRIAL TOXICOLOGY			1	100%	1
ADVANCED MEDICAL LABORATORIES (AML)			1	100%	1
AIM LABORATORIES			1	100%	1
NEW YORK STATE ELR - MERCY MEDICAL CENTER		1			1
BIODORON LABORATORIES			1	100%	1
NEW YORK STATE ELR - ST BARNABAS HOSPITAL		1			1
BAYONET POINT HOSPITAL LAB			1	100%	1
MANATEE PEDIATRICS			1	100%	1
SONIC REFERENCE LABORATORY			1	100%	1
SMITH KLINE			1	100%	1
SUNY UPSTATE MEDICAL UNIVERSITY			1	100%	1
SPRING HILL REGIONAL HOSPITAL			1	100%	1
HANCOCK REGIONAL HOSPITAL		1			1
REFERENCE LABORATORY			1	100%	1
JEFFERSON COUNTY HEALTH DEPARTMENT-MONTICELLO		1			1
HIGHLANDS CLINICAL LABORATORY			1	100%	1
HEART OF FLORIDA HMA			1	100%	1
PIEDMONT HOSPITAL LAB			1	100%	1

COVID-19: testing by laboratory

Data through Jul 27, 2020 verified as of Jul 28, 2020 at 09:25 AM

Data in this report are provisional and subject to change.

The numbers in the table below represent the number for whom test results were received by the Department of Health. A person can be tested by more than one laboratory and can have both positive and negative results. **Therefore, the sum of the numbers in each column will be larger than the total number of people tested.**

Reporting lab	Inconclusive	Negative	Positive	Percent positive	Total
JOHN D. ARCHBOLD MEMORIAL HOSPITAL			1	100%	1
LABCORP KANSAS CITY			1	100%	1
KANSAS DEPARTMENT OF HEALTH			1	100%	1
LAKEVIEW REGIONAL HOSPITAL			1	100%	1
PEACHEALTH LABORATORIES		1			1
THE CHILDREN'S HOSPITAL OF PHILADELPHIA		1			1
DOCTOR'S WALK-IN CLINIC / QUEST DIAGNOSTICS			1	100%	1
UNKNOWN - MI			1	100%	1
DALLAS MEDICAL CENTER			1	100%	1
Total	17,251	3,912,374	555,415	12%	4,485,040