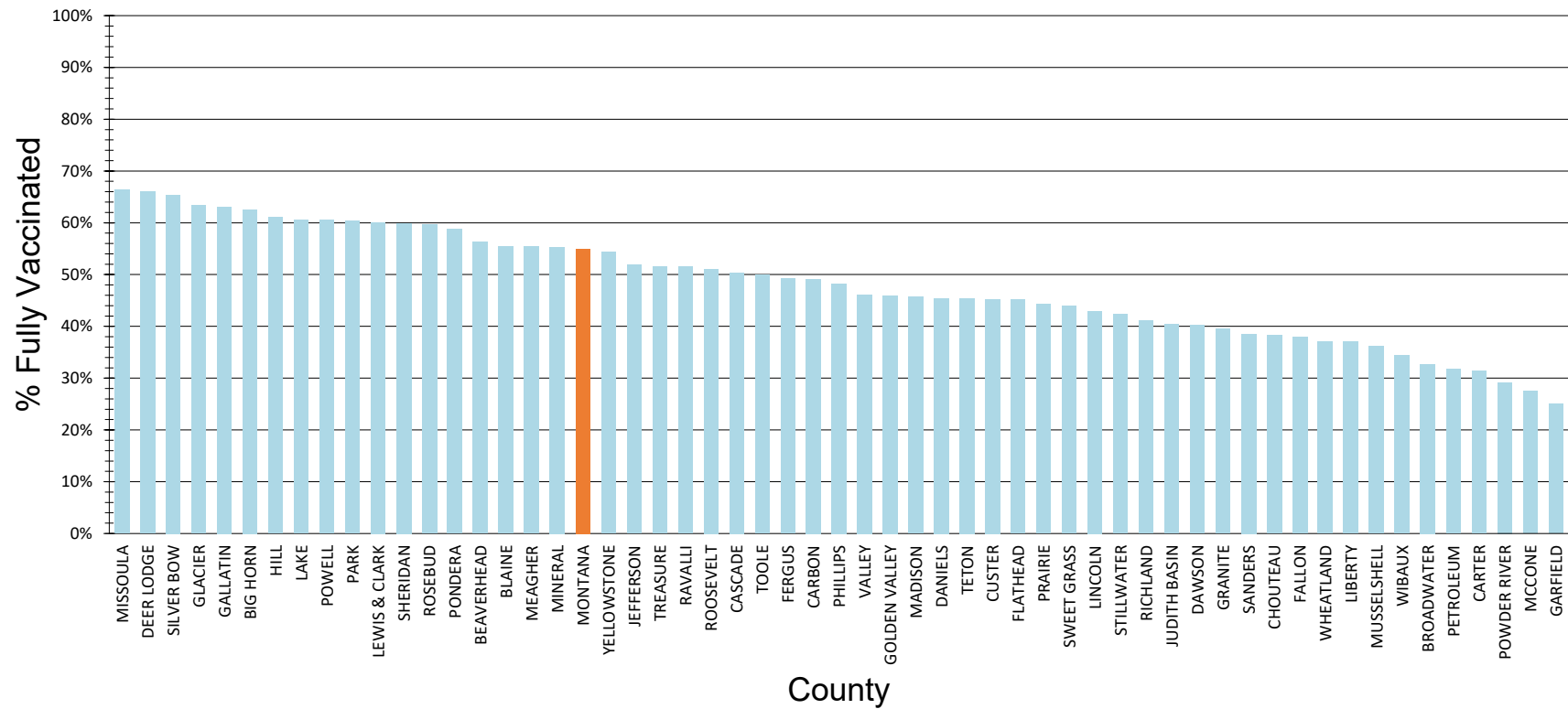


Percent of Eligible Montanans (5+ years) Fully Vaccinated by County [as of 4/8/2022]

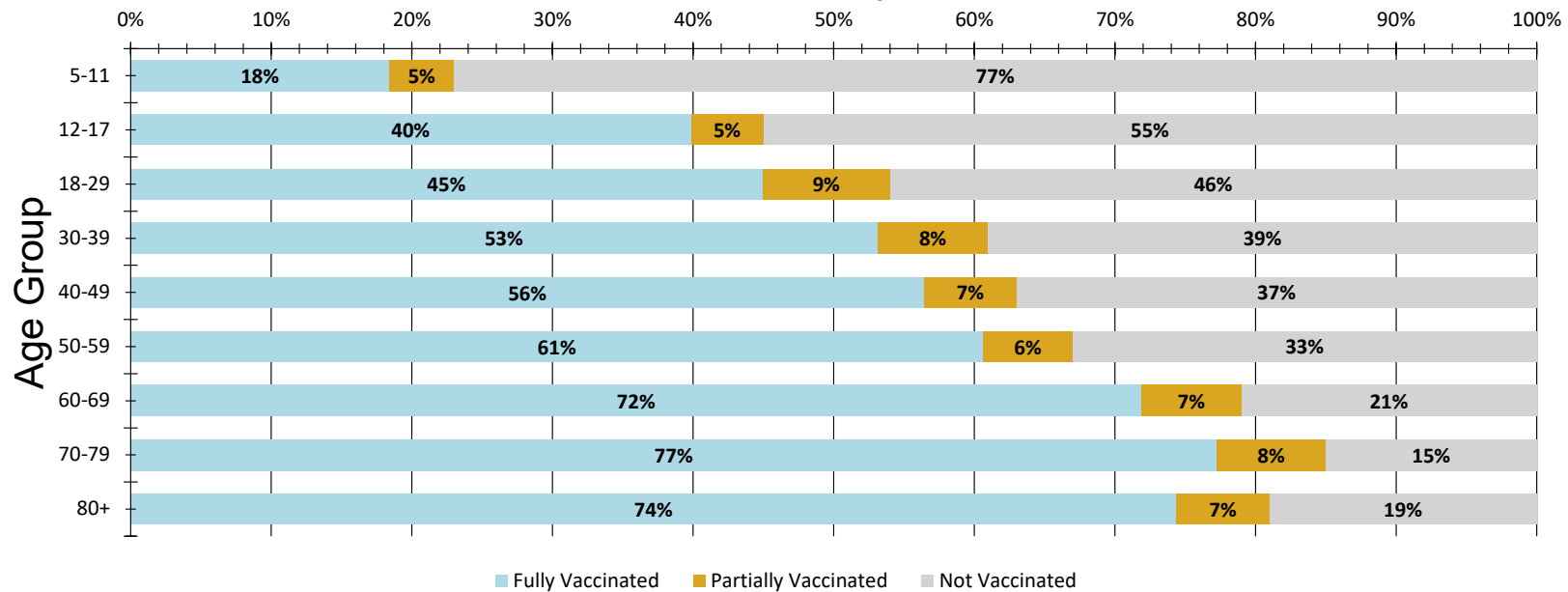


MONTANA Vaccine Uptake for Eligible Montanans by Age Group as of 4/8/2022

Age Group	Fully Vaccinated	Partially Vaccinated	Not Vaccinated
5-11	18%	5%	77%
12-17	40%	5%	55%
18-29	45%	9%	46%
30-39	53%	8%	39%
40-49	56%	7%	37%
50-59	61%	6%	33%
60-69	72%	7%	21%
70-79	77%	8%	15%
80+	74%	7%	19%
Total	55%	7%	38%

MONTANA COVID-19 Vaccine - Eligible Montanans Fully Vaccinated [as of 4/8/2022]

Vaccine Uptake

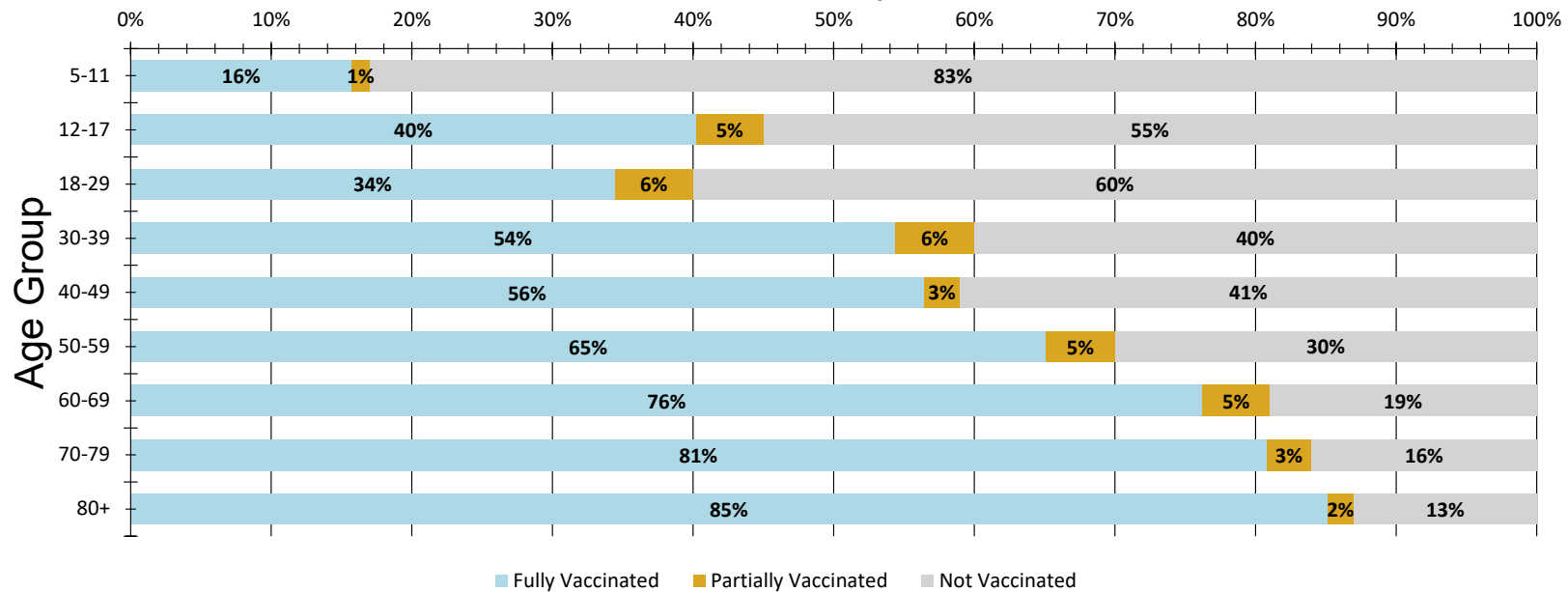


BEAVERHEAD Vaccine Uptake for Eligible Montanans by Age Group as of 4/8/2022

Age Group	Fully Vaccinated	Partially Vaccinated	Not Vaccinated
5-11	16%	1%	83%
12-17	40%	5%	55%
18-29	34%	6%	60%
30-39	54%	6%	40%
40-49	56%	3%	41%
50-59	65%	5%	30%
60-69	76%	5%	19%
70-79	81%	3%	16%
80+	85%	2%	13%
Total	56%	4%	40%

BEAVERHEAD COVID-19 Vaccine - Eligible Montanans Fully Vaccinated [as of 4/8/2022]

Vaccine Uptake

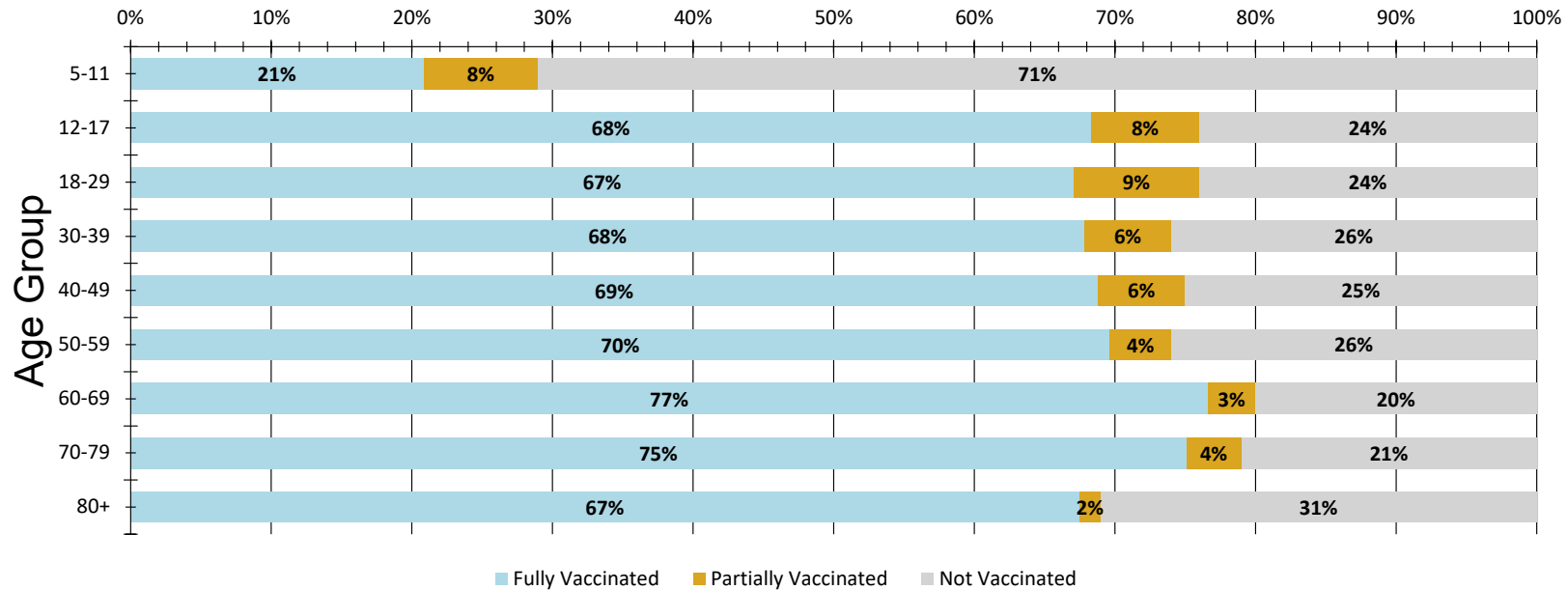


BIG HORN Vaccine Uptake for Eligible Montanans by Age Group as of 4/8/2022

Age Group	Fully Vaccinated	Partially Vaccinated	Not Vaccinated
5-11	21%	8%	71%
12-17	68%	8%	24%
18-29	67%	9%	24%
30-39	68%	6%	26%
40-49	69%	6%	25%
50-59	70%	4%	26%
60-69	77%	3%	20%
70-79	75%	4%	21%
80+	67%	2%	31%
Total	63%	6%	31%

BIG HORN COVID-19 Vaccine - Eligible Montanans Fully Vaccinated [as of 4/8/2022]

Vaccine Uptake

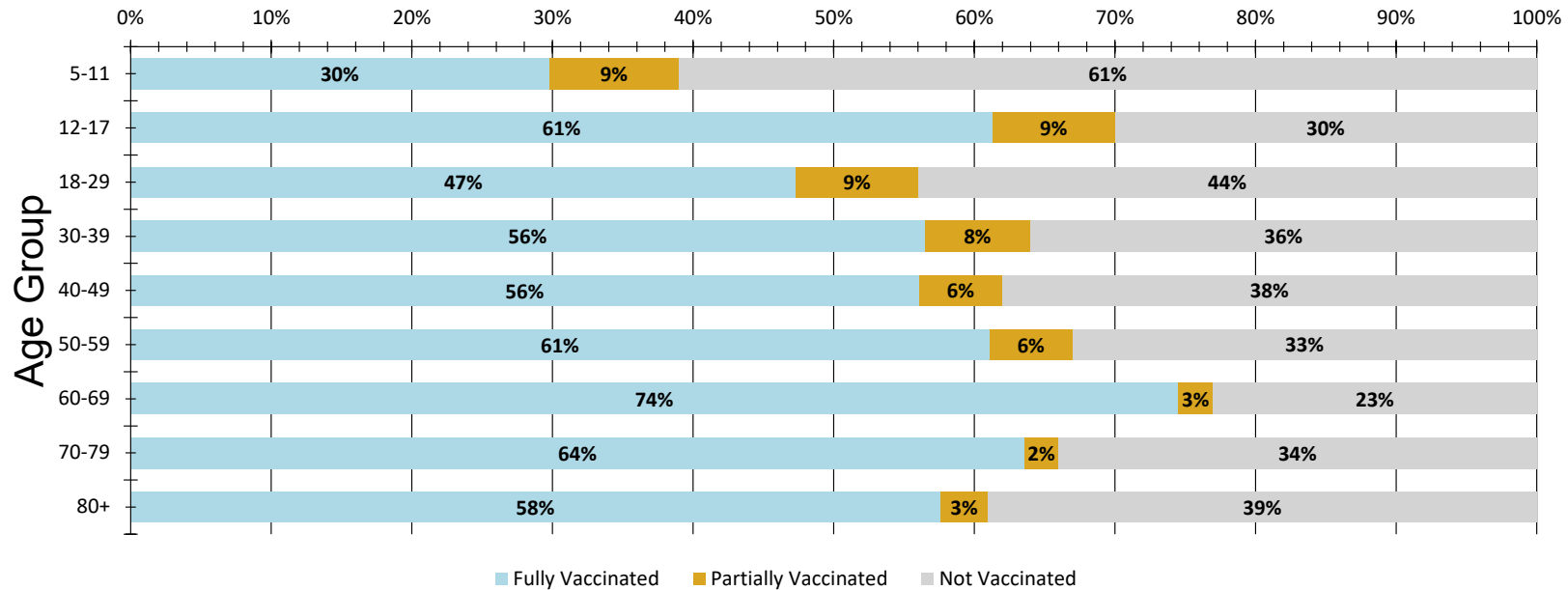


BLAINE Vaccine Uptake for Eligible Montanans by Age Group as of 4/8/2022

Age Group	Fully Vaccinated	Partially Vaccinated	Not Vaccinated
5-11	30%	9%	61%
12-17	61%	9%	30%
18-29	47%	9%	44%
30-39	56%	8%	36%
40-49	56%	6%	38%
50-59	61%	6%	33%
60-69	74%	3%	23%
70-79	64%	2%	34%
80+	58%	3%	39%
Total	55%	7%	38%

BLAINE COVID-19 Vaccine - Eligible Montanans Fully Vaccinated [as of 4/8/2022]

Vaccine Uptake

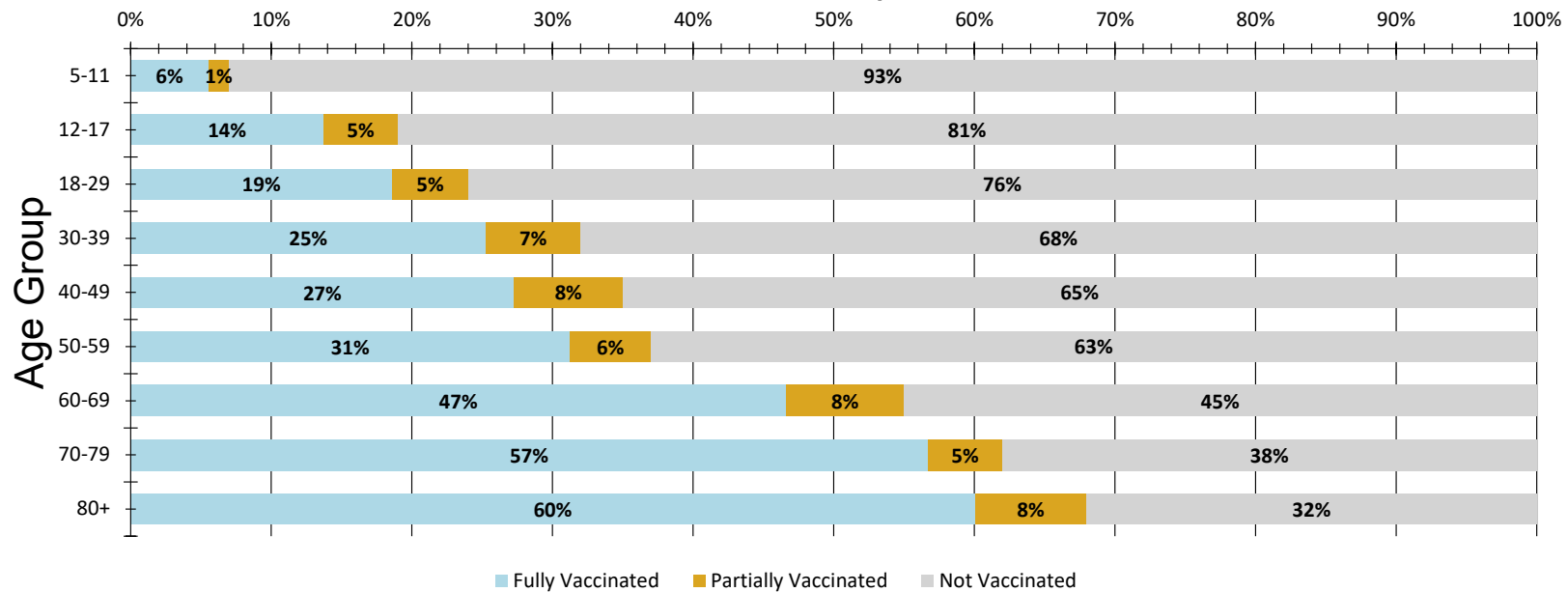


BROADWATER Vaccine Uptake for Eligible Montanans by Age Group as of 4/8/2022

Age Group	Fully Vaccinated	Partially Vaccinated	Not Vaccinated
5-11	6%	1%	93%
12-17	14%	5%	81%
18-29	19%	5%	76%
30-39	25%	7%	68%
40-49	27%	8%	65%
50-59	31%	6%	63%
60-69	47%	8%	45%
70-79	57%	5%	38%
80+	60%	8%	32%
Total	33%	6%	61%

BROADWATER COVID-19 Vaccine - Eligible Montanans Fully Vaccinated [as of 4/8/2022]

Vaccine Uptake

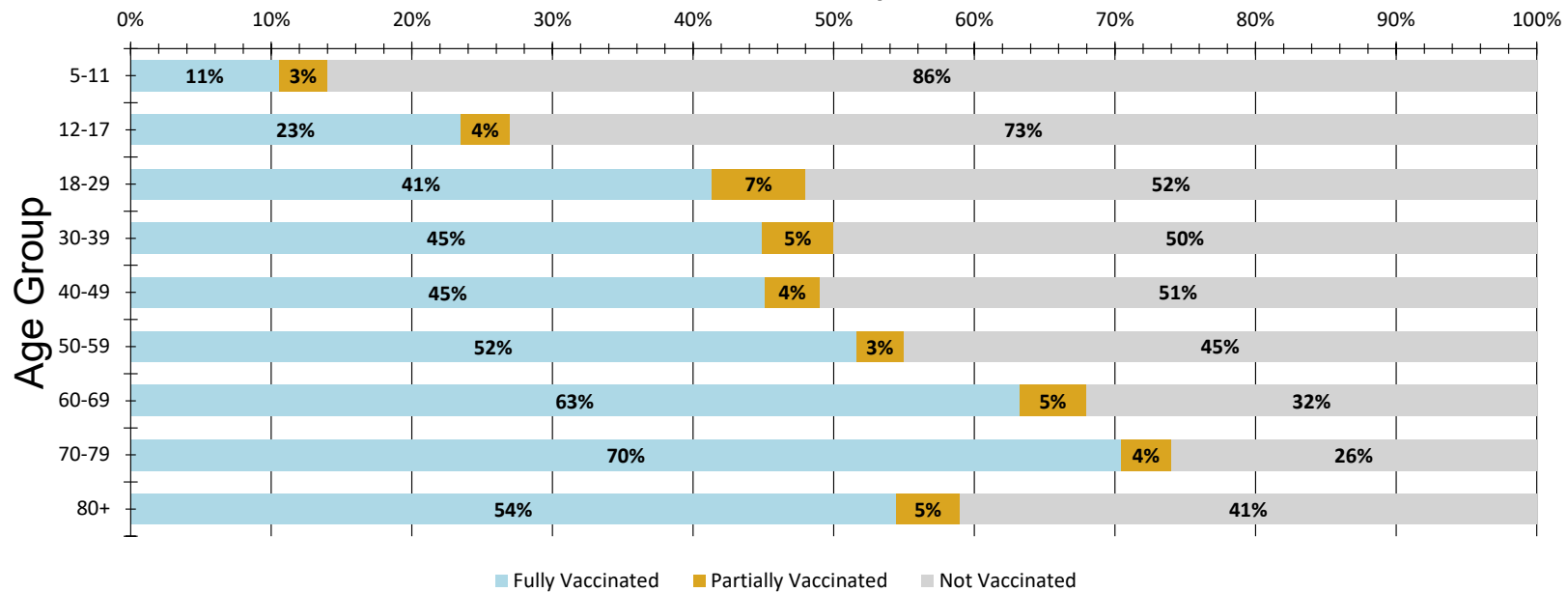


CARBON Vaccine Uptake for Eligible Montanans by Age Group as of 4/8/2022

Age Group	Fully Vaccinated	Partially Vaccinated	Not Vaccinated
5-11	11%	3%	86%
12-17	23%	4%	73%
18-29	41%	7%	52%
30-39	45%	5%	50%
40-49	45%	4%	51%
50-59	52%	3%	45%
60-69	63%	5%	32%
70-79	70%	4%	26%
80+	54%	5%	41%
Total	49%	4%	47%

CARBON COVID-19 Vaccine - Eligible Montanans Fully Vaccinated [as of 4/8/2022]

Vaccine Uptake

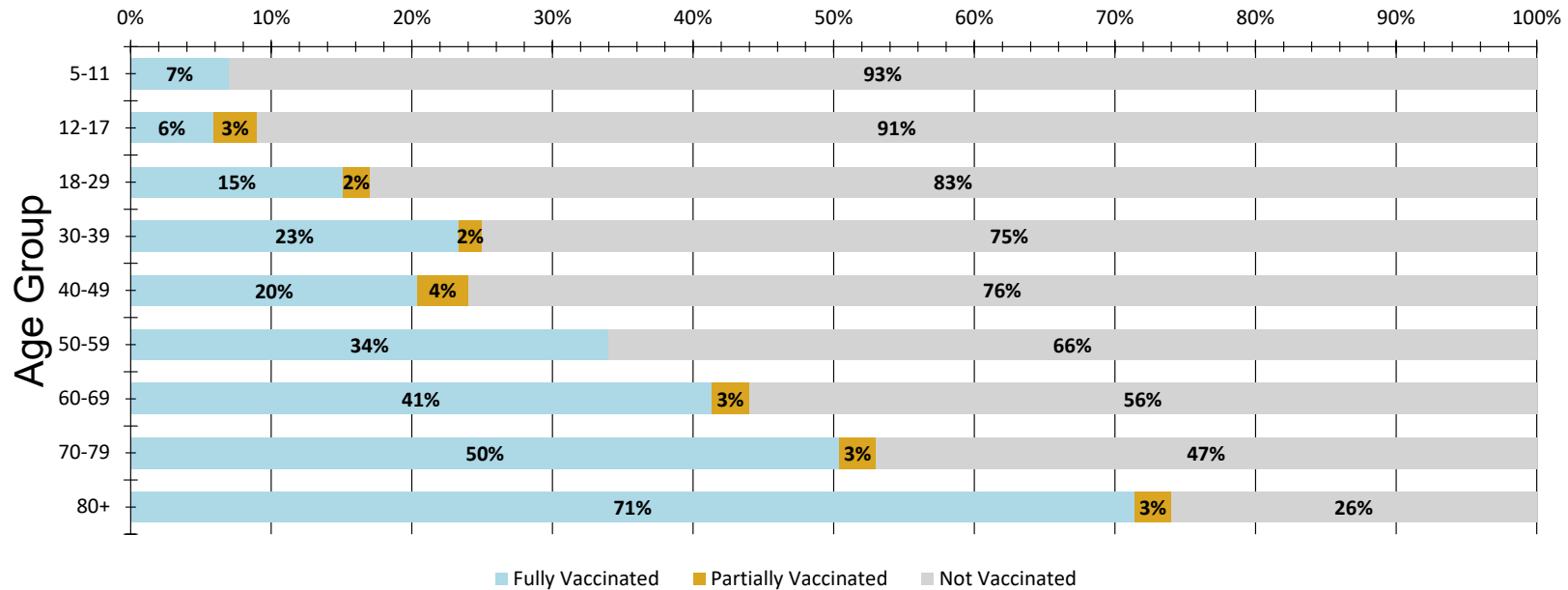


CARTER Vaccine Uptake for Eligible Montanans by Age Group as of 4/8/2022

Age Group	Fully Vaccinated	Partially Vaccinated	Not Vaccinated
5-11	7%	0%	93%
12-17	6%	3%	91%
18-29	15%	2%	83%
30-39	23%	2%	75%
40-49	20%	4%	76%
50-59	34%	0%	66%
60-69	41%	3%	56%
70-79	50%	3%	47%
80+	71%	3%	26%
Total	31%	2%	67%

CARTER COVID-19 Vaccine - Eligible Montanans Fully Vaccinated [as of 4/8/2022]

Vaccine Uptake

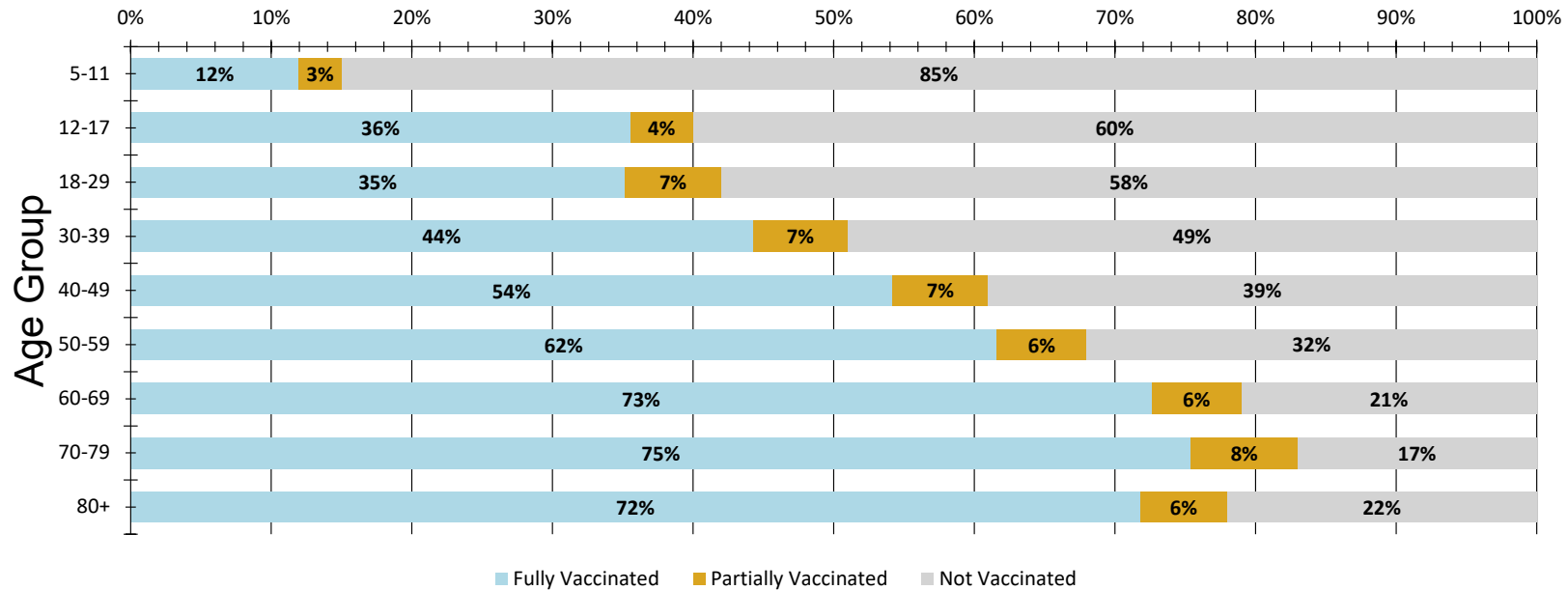


CASCADE Vaccine Uptake for Eligible Montanans by Age Group as of 4/8/2022

Age Group	Fully Vaccinated	Partially Vaccinated	Not Vaccinated
5-11	12%	3%	85%
12-17	36%	4%	60%
18-29	35%	7%	58%
30-39	44%	7%	49%
40-49	54%	7%	39%
50-59	62%	6%	32%
60-69	73%	6%	21%
70-79	75%	8%	17%
80+	72%	6%	22%
Total	50%	7%	43%

CASCADE COVID-19 Vaccine - Eligible Montanans Fully Vaccinated [as of 4/8/2022]

Vaccine Uptake

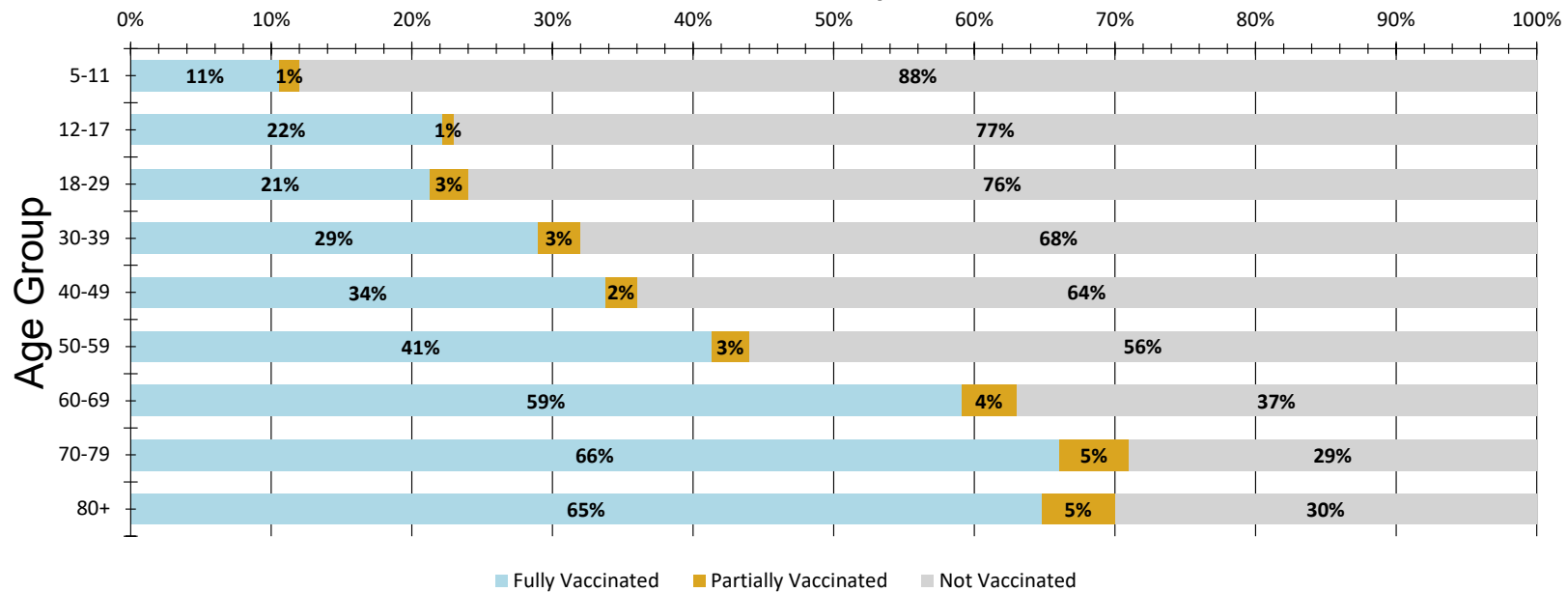


CHOUTEAU Vaccine Uptake for Eligible Montanans by Age Group as of 4/8/2022

Age Group	Fully Vaccinated	Partially Vaccinated	Not Vaccinated
5-11	11%	1%	88%
12-17	22%	1%	77%
18-29	21%	3%	76%
30-39	29%	3%	68%
40-49	34%	2%	64%
50-59	41%	3%	56%
60-69	59%	4%	37%
70-79	66%	5%	29%
80+	65%	5%	30%
Total	38%	3%	59%

CHOUTEAU COVID-19 Vaccine - Eligible Montanans Fully Vaccinated [as of 4/8/2022]

Vaccine Uptake

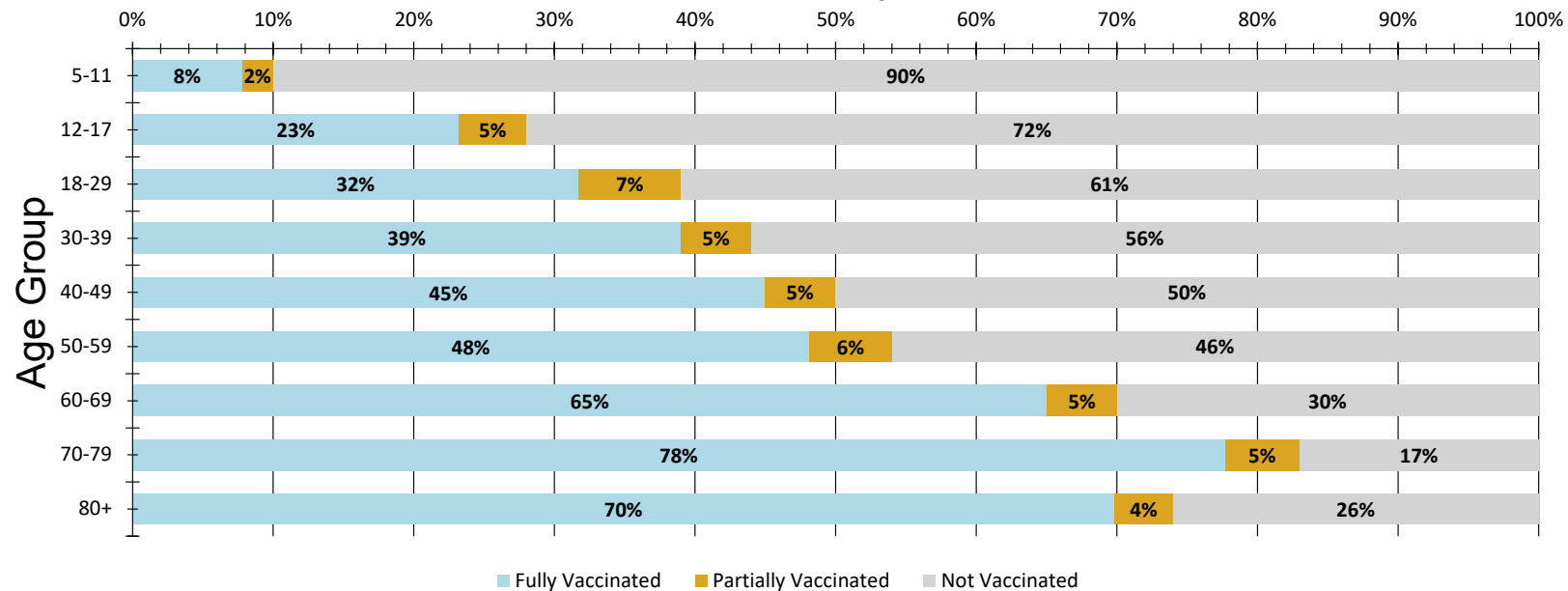


CUSTER Vaccine Uptake for Eligible Montanans by Age Group as of 4/8/2022

Age Group	Fully Vaccinated	Partially Vaccinated	Not Vaccinated
5-11	8%	2%	90%
12-17	23%	5%	72%
18-29	32%	7%	61%
30-39	39%	5%	56%
40-49	45%	5%	50%
50-59	48%	6%	46%
60-69	65%	5%	30%
70-79	78%	5%	17%
80+	70%	4%	26%
Total	45%	5%	50%

CUSTER COVID-19 Vaccine - Eligible Montanans Fully Vaccinated [as of 4/8/2022]

Vaccine Uptake

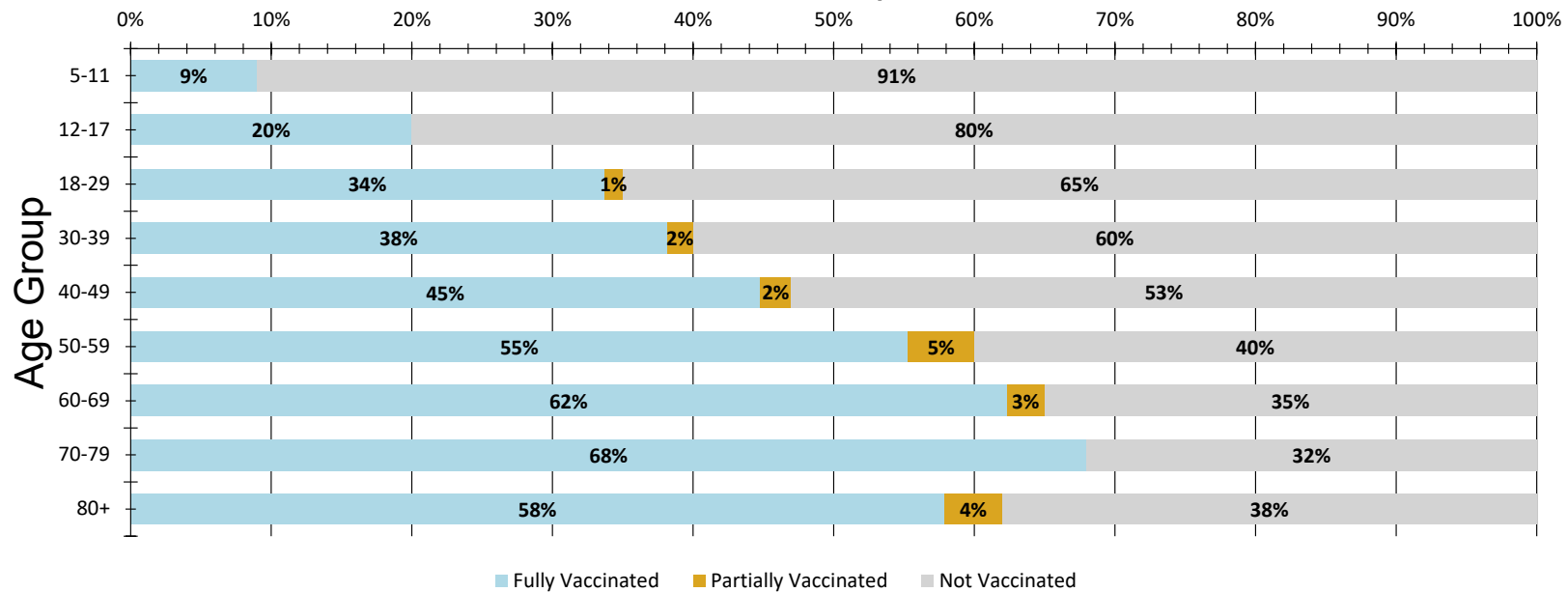


DANIELS Vaccine Uptake for Eligible Montanans by Age Group as of 4/8/2022

Age Group	Fully Vaccinated	Partially Vaccinated	Not Vaccinated
5-11	9%	0%	91%
12-17	20%	0%	80%
18-29	34%	1%	65%
30-39	38%	2%	60%
40-49	45%	2%	53%
50-59	55%	5%	40%
60-69	62%	3%	35%
70-79	68%	0%	32%
80+	58%	4%	38%
Total	45%	3%	52%

DANIELS COVID-19 Vaccine - Eligible Montanans Fully Vaccinated [as of 4/8/2022]

Vaccine Uptake

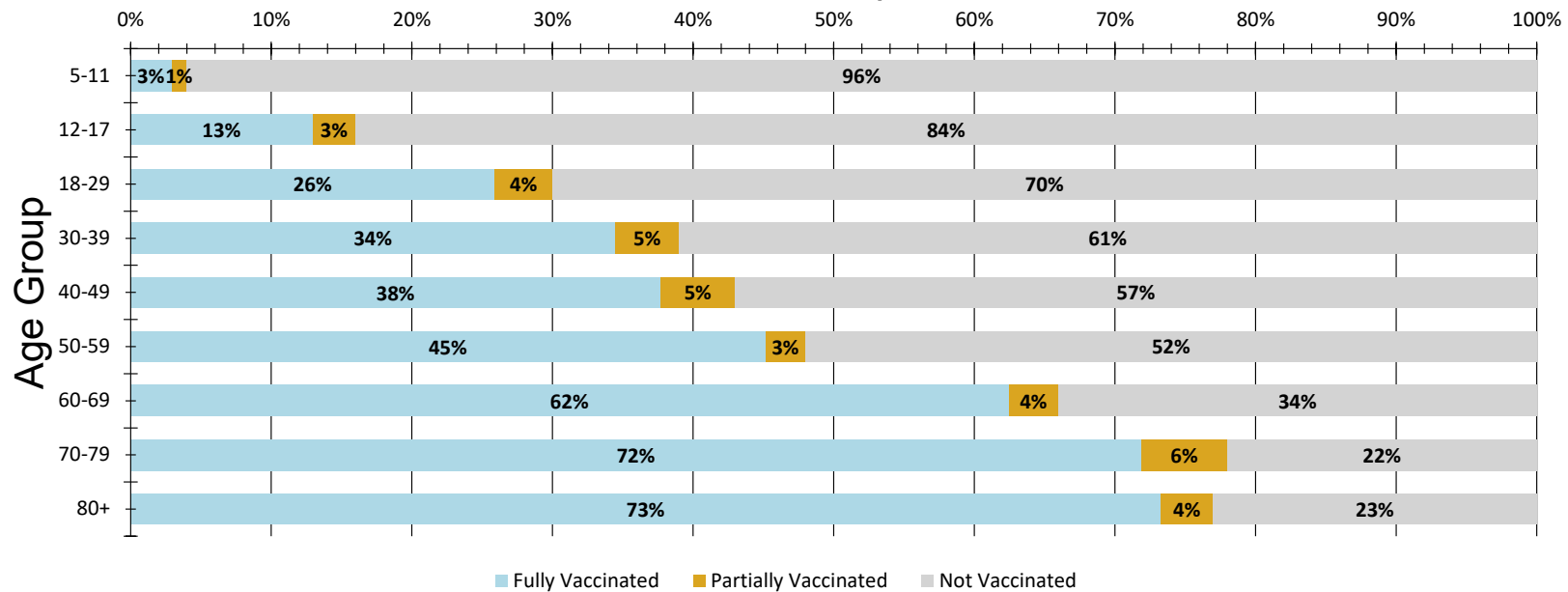


DAWSON Vaccine Uptake for Eligible Montanans by Age Group as of 4/8/2022

Age Group	Fully Vaccinated	Partially Vaccinated	Not Vaccinated
5-11	3%	1%	96%
12-17	13%	3%	84%
18-29	26%	4%	70%
30-39	34%	5%	61%
40-49	38%	5%	57%
50-59	45%	3%	52%
60-69	62%	4%	34%
70-79	72%	6%	22%
80+	73%	4%	23%
Total	40%	4%	56%

DAWSON COVID-19 Vaccine - Eligible Montanans Fully Vaccinated [as of 4/8/2022]

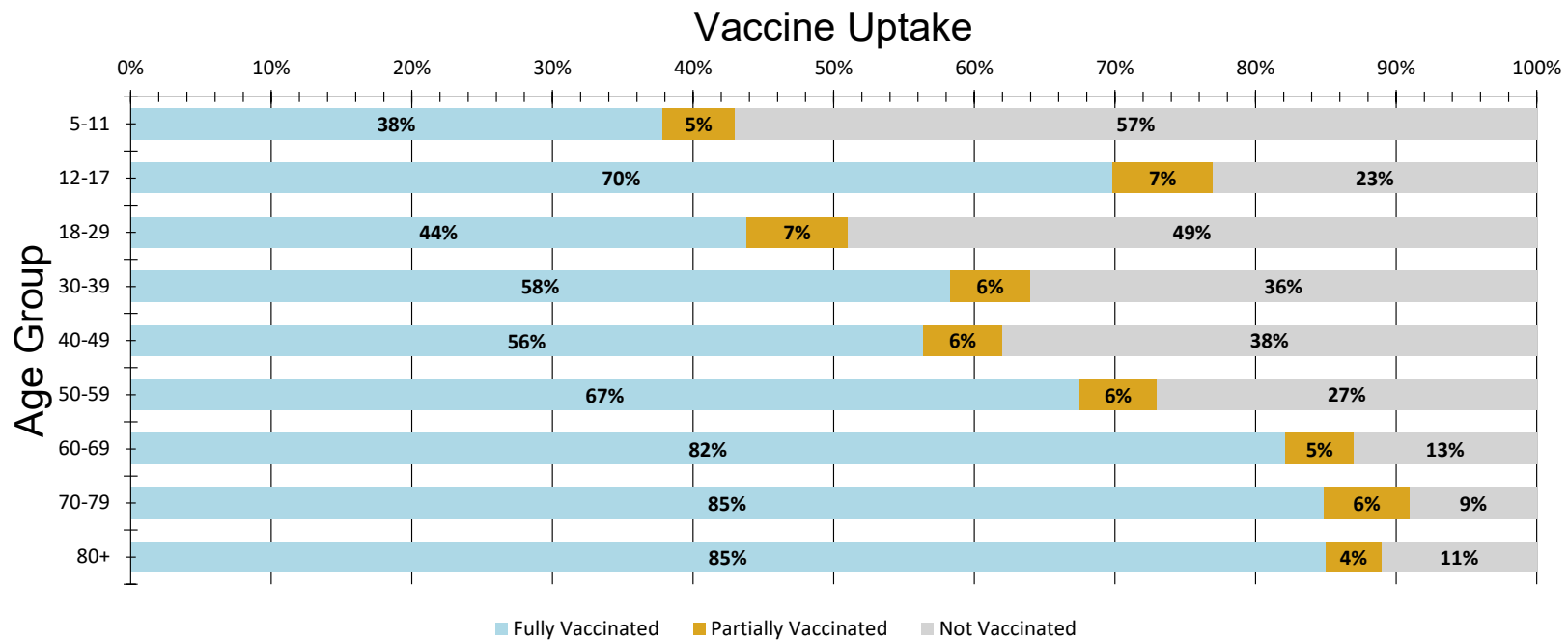
Vaccine Uptake



DEER LODGE Vaccine Uptake for Eligible Montanans by Age Group as of 4/8/2022

Age Group	Fully Vaccinated	Partially Vaccinated	Not Vaccinated
5-11	38%	5%	57%
12-17	70%	7%	23%
18-29	44%	7%	49%
30-39	58%	6%	36%
40-49	56%	6%	38%
50-59	67%	6%	27%
60-69	82%	5%	13%
70-79	85%	6%	9%
80+	85%	4%	11%
Total	66%	6%	28%

DEER LODGE COVID-19 Vaccine - Eligible Montanans Fully Vaccinated [as of 4/8/2022]

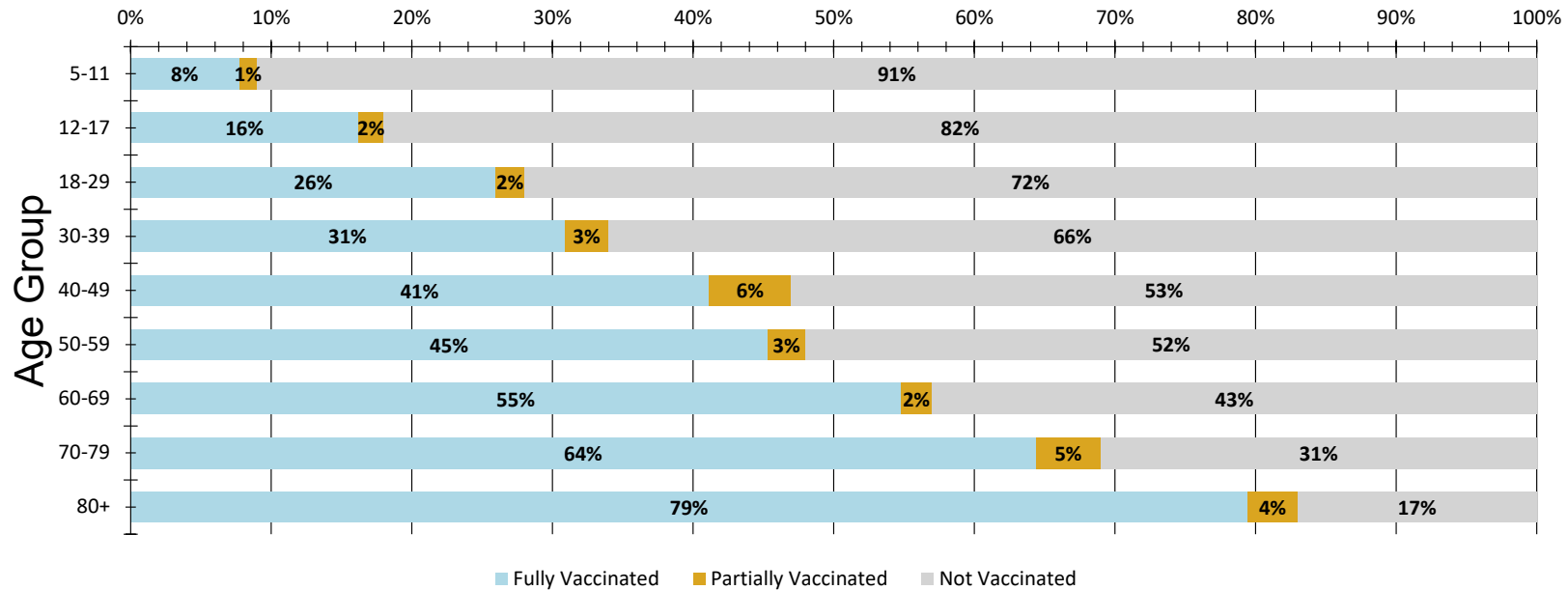


FALLON Vaccine Uptake for Eligible Montanans by Age Group as of 4/8/2022

Age Group	Fully Vaccinated	Partially Vaccinated	Not Vaccinated
5-11	8%	1%	91%
12-17	16%	2%	82%
18-29	26%	2%	72%
30-39	31%	3%	66%
40-49	41%	6%	53%
50-59	45%	3%	52%
60-69	55%	2%	43%
70-79	64%	5%	31%
80+	79%	4%	17%
Total	38%	3%	59%

FALLON COVID-19 Vaccine - Eligible Montanans Fully Vaccinated [as of 4/8/2022]

Vaccine Uptake

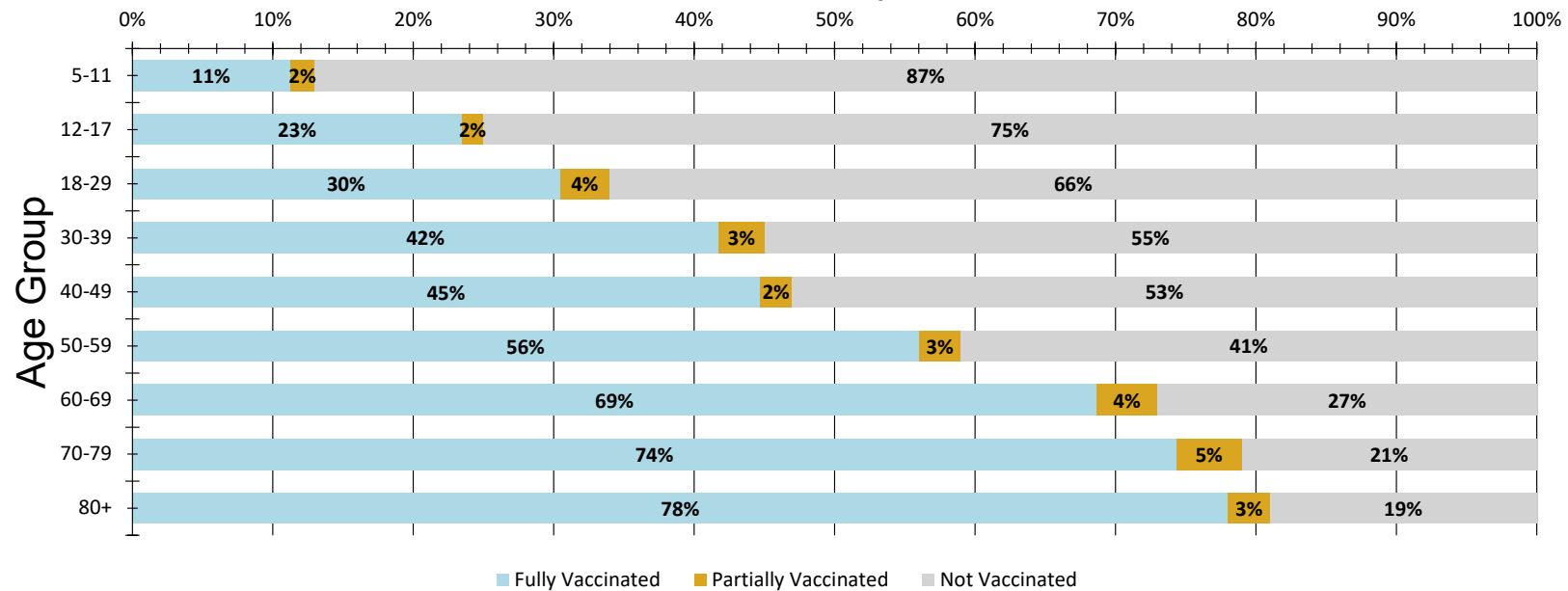


FERGUS Vaccine Uptake for Eligible Montanans by Age Group as of 4/8/2022

Age Group	Fully Vaccinated	Partially Vaccinated	Not Vaccinated
5-11	11%	2%	87%
12-17	23%	2%	75%
18-29	30%	4%	66%
30-39	42%	3%	55%
40-49	45%	2%	53%
50-59	56%	3%	41%
60-69	69%	4%	27%
70-79	74%	5%	21%
80+	78%	3%	19%
Total	49%	3%	48%

FERGUS COVID-19 Vaccine - Eligible Montanans Fully Vaccinated [as of 4/8/2022]

Vaccine Uptake

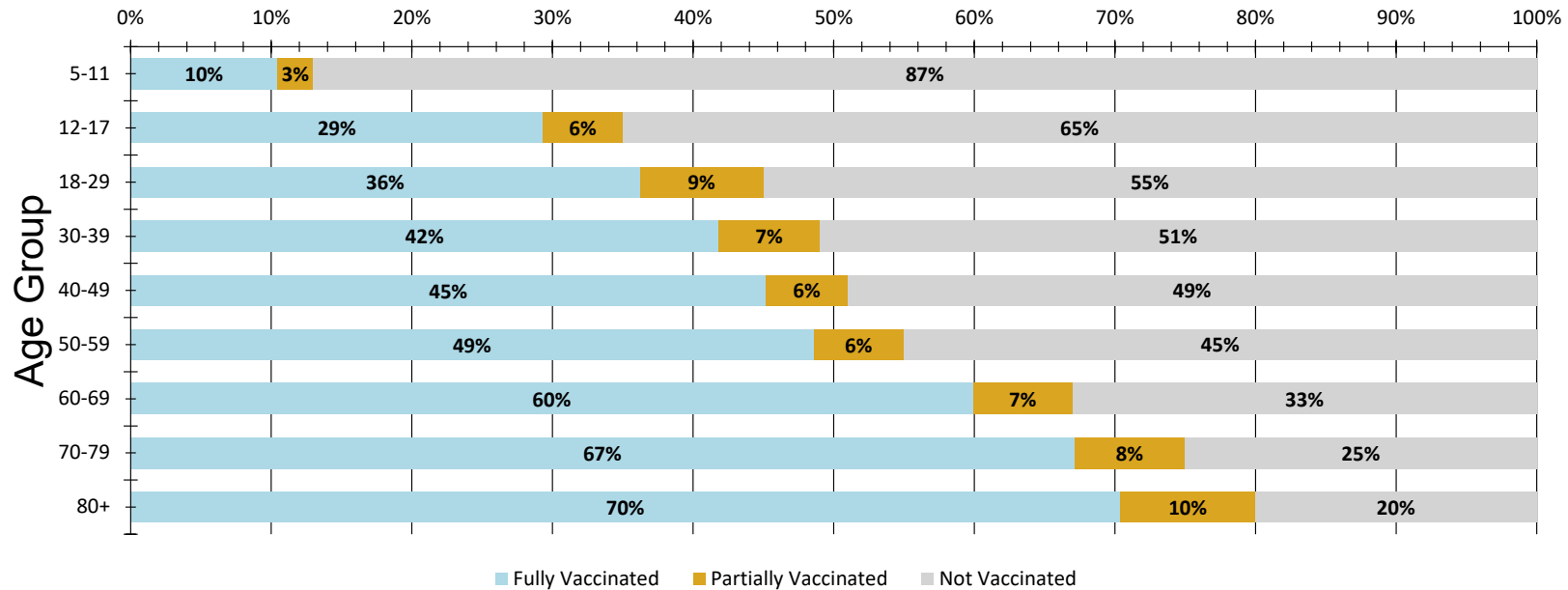


FLATHEAD Vaccine Uptake for Eligible Montanans by Age Group as of 4/8/2022

Age Group	Fully Vaccinated	Partially Vaccinated	Not Vaccinated
5-11	10%	3%	87%
12-17	29%	6%	65%
18-29	36%	9%	55%
30-39	42%	7%	51%
40-49	45%	6%	49%
50-59	49%	6%	45%
60-69	60%	7%	33%
70-79	67%	8%	25%
80+	70%	10%	20%
Total	45%	7%	48%

FLATHEAD COVID-19 Vaccine - Eligible Montanans Fully Vaccinated [as of 4/8/2022]

Vaccine Uptake

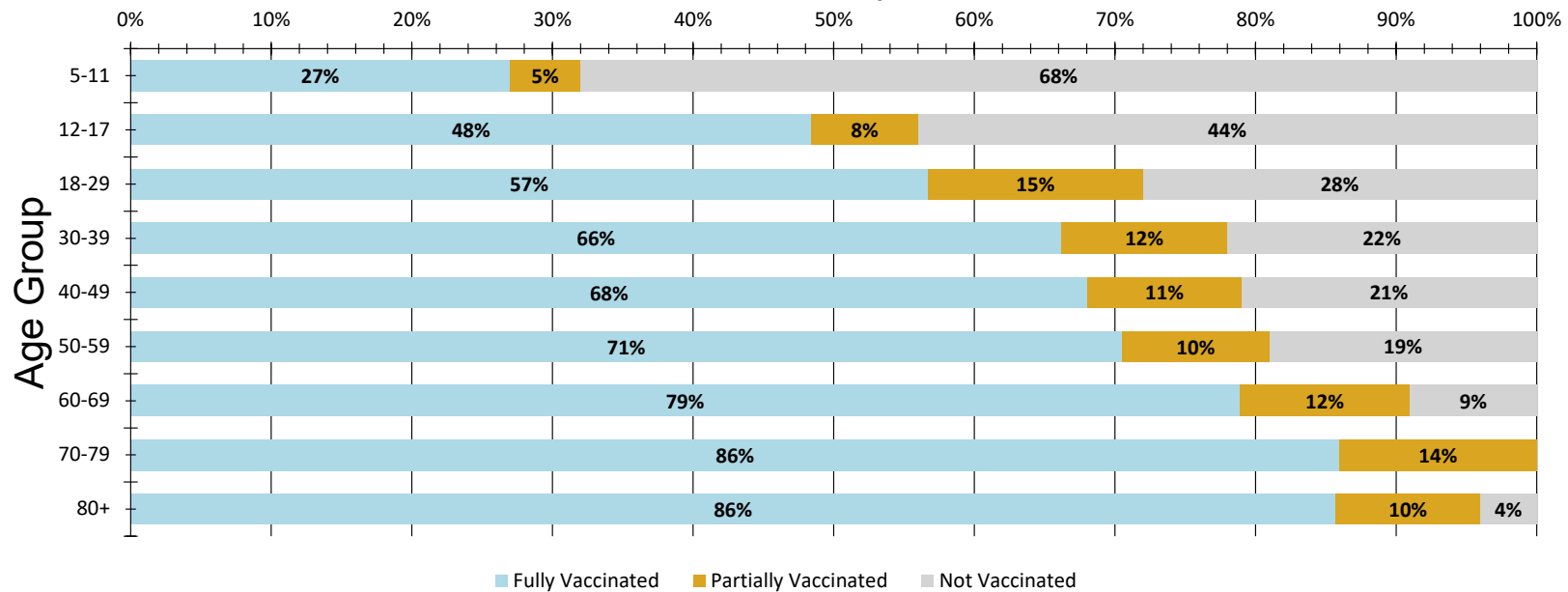


GALLATIN Vaccine Uptake for Eligible Montanans by Age Group as of 4/8/2022

Age Group	Fully Vaccinated	Partially Vaccinated	Not Vaccinated
5-11	27%	5%	68%
12-17	48%	8%	44%
18-29	57%	15%	28%
30-39	66%	12%	22%
40-49	68%	11%	21%
50-59	71%	10%	19%
60-69	79%	12%	9%
70-79	86%	14%	0%
80+	86%	10%	4%
Total	63%	12%	25%

GALLATIN COVID-19 Vaccine - Eligible Montanans Fully Vaccinated [as of 4/8/2022]

Vaccine Uptake

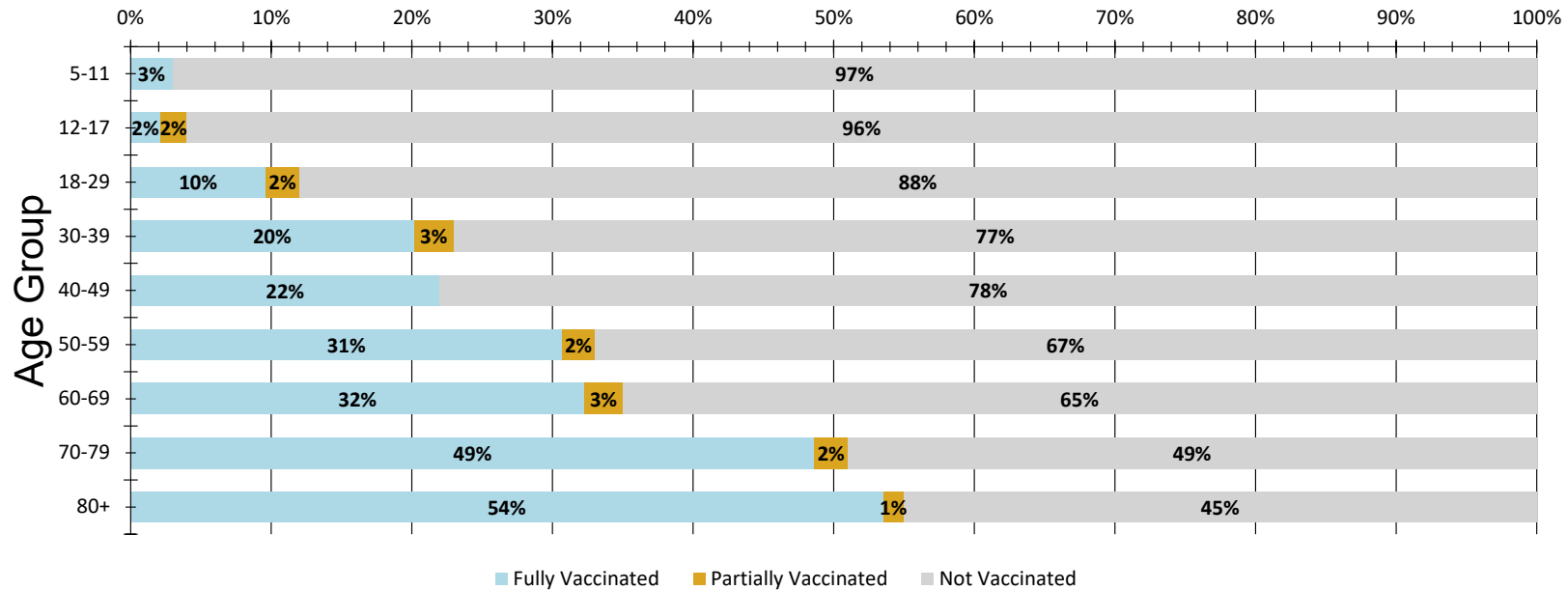


GARFIELD Vaccine Uptake for Eligible Montanans by Age Group as of 4/8/2022

Age Group	Fully Vaccinated	Partially Vaccinated	Not Vaccinated
5-11	3%	0%	97%
12-17	2%	2%	96%
18-29	10%	2%	88%
30-39	20%	3%	77%
40-49	22%	0%	78%
50-59	31%	2%	67%
60-69	32%	3%	65%
70-79	49%	2%	49%
80+	54%	1%	45%
Total	25%	2%	73%

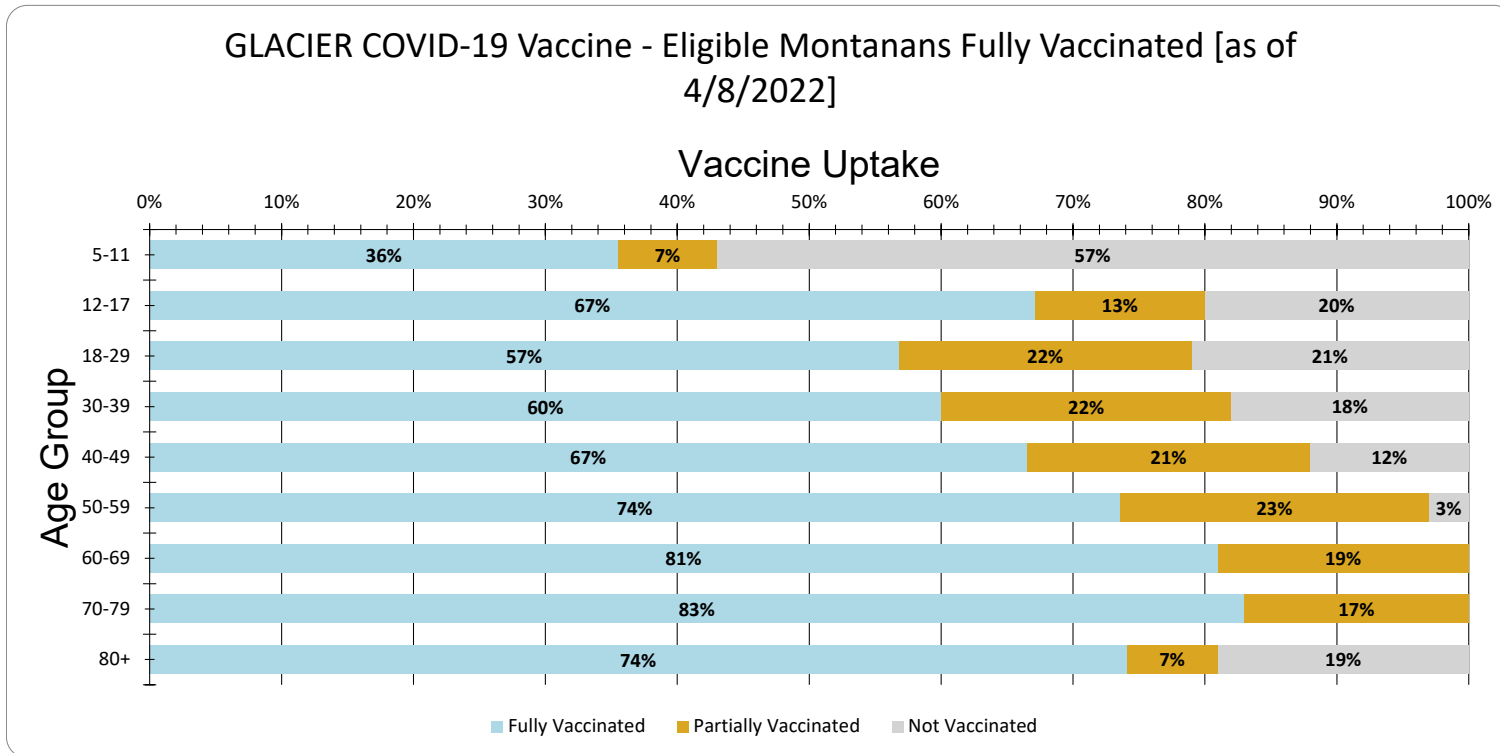
GARFIELD COVID-19 Vaccine - Eligible Montanans Fully Vaccinated [as of 4/8/2022]

Vaccine Uptake



GLACIER Vaccine Uptake for Eligible Montanans by Age Group as of 4/8/2022

Age Group	Fully Vaccinated	Partially Vaccinated	Not Vaccinated
5-11	36%	7%	57%
12-17	67%	13%	20%
18-29	57%	22%	21%
30-39	60%	22%	18%
40-49	67%	21%	12%
50-59	74%	23%	3%
60-69	81%	19%	0%
70-79	83%	17%	0%
80+	74%	7%	19%
Total	63%	21%	16%



NOTE: There are potential limiting factors likely resulting in the calculation of >100% for the 60-69 and 70-79 age groups:

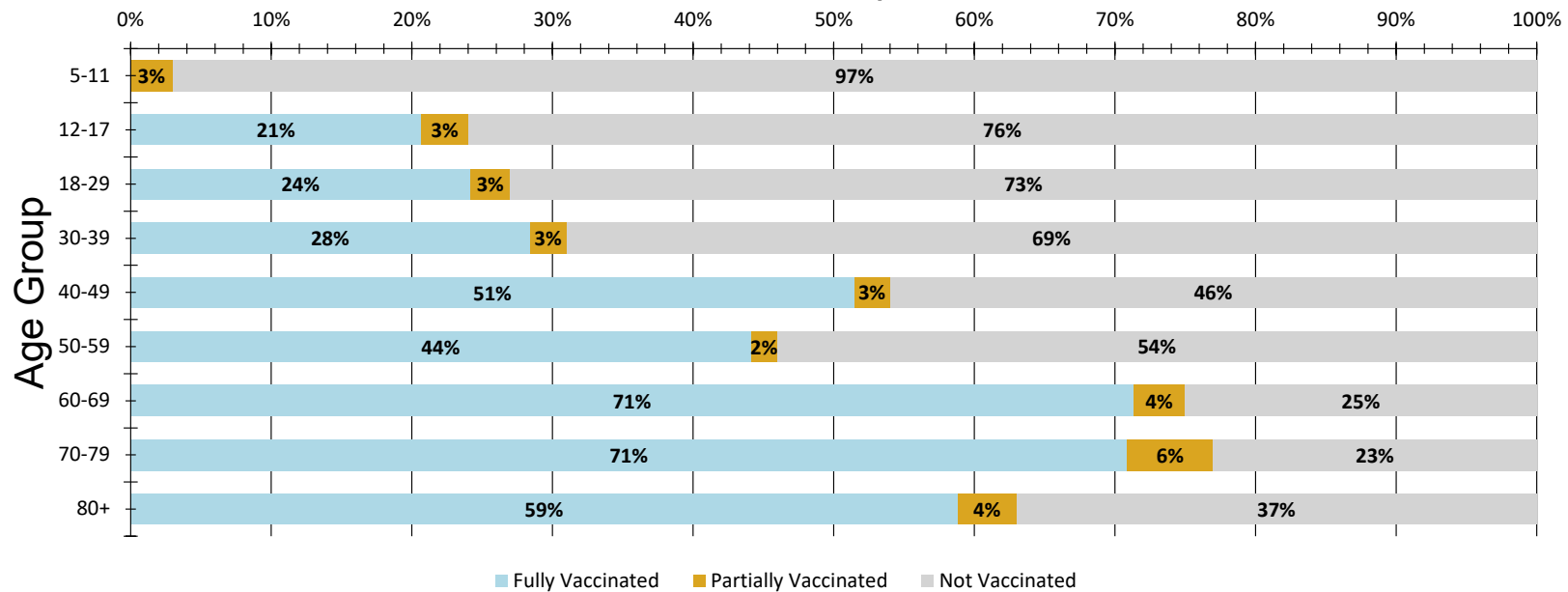
- 1) Population estimates are from 2020 and may be lower than 2021 and 2022 numbers.
- 2) Due to excellent outreach in the county, some doses administered may have been given to out-of-state or out-of-country residents but due to missing residence information, they are defaulted to county of administration (in this case, Glacier).

GOLDEN VALLEY Vaccine Uptake for Eligible Montanans by Age Group as of 4/8/2022

Age Group	Fully Vaccinated	Partially Vaccinated	Not Vaccinated
5-11	0%	3%	97%
12-17	21%	3%	76%
18-29	24%	3%	73%
30-39	28%	3%	69%
40-49	51%	3%	46%
50-59	44%	2%	54%
60-69	71%	4%	25%
70-79	71%	6%	23%
80+	59%	4%	37%
Total	46%	3%	51%

GOLDEN VALLEY COVID-19 Vaccine - Eligible Montanans Fully Vaccinated [as of 4/8/2022]

Vaccine Uptake

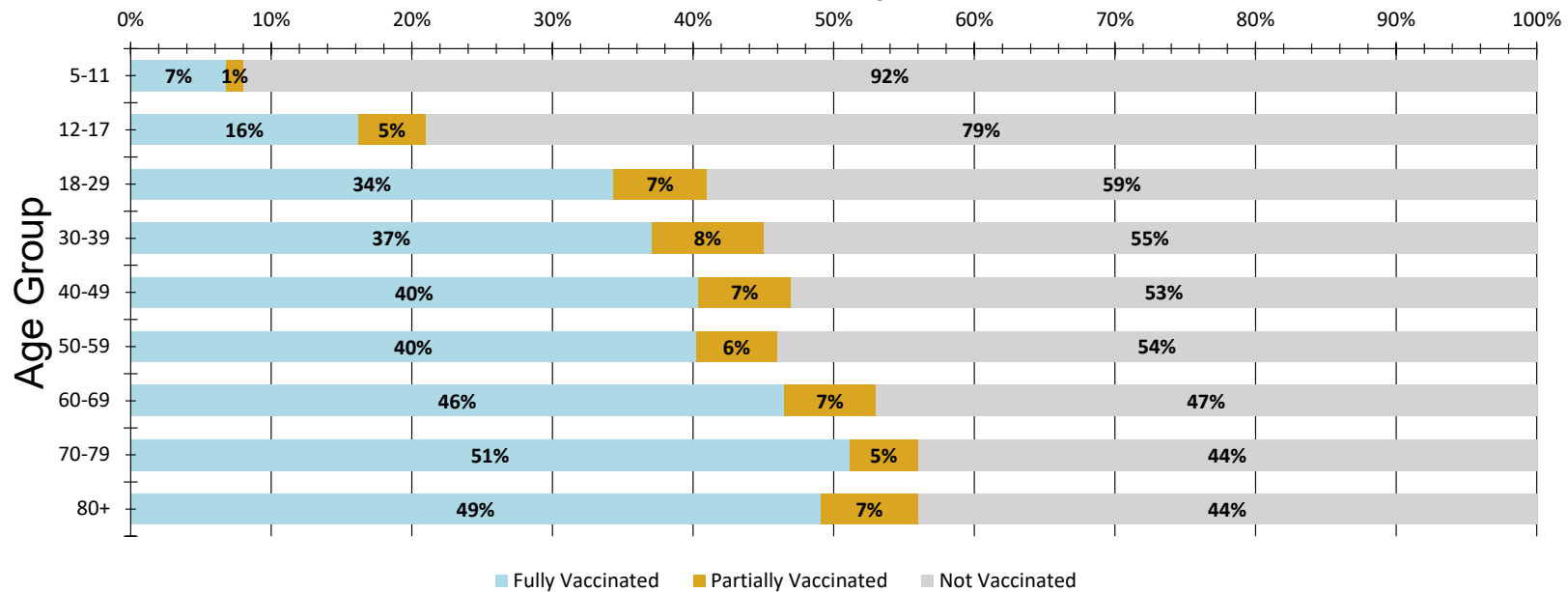


GRANITE Vaccine Uptake for Eligible Montanans by Age Group as of 4/8/2022

Age Group	Fully Vaccinated	Partially Vaccinated	Not Vaccinated
5-11	7%	1%	92%
12-17	16%	5%	79%
18-29	34%	7%	59%
30-39	37%	8%	55%
40-49	40%	7%	53%
50-59	40%	6%	54%
60-69	46%	7%	47%
70-79	51%	5%	44%
80+	49%	7%	44%
Total	39%	6%	55%

GRANITE COVID-19 Vaccine - Eligible Montanans Fully Vaccinated [as of 4/8/2022]

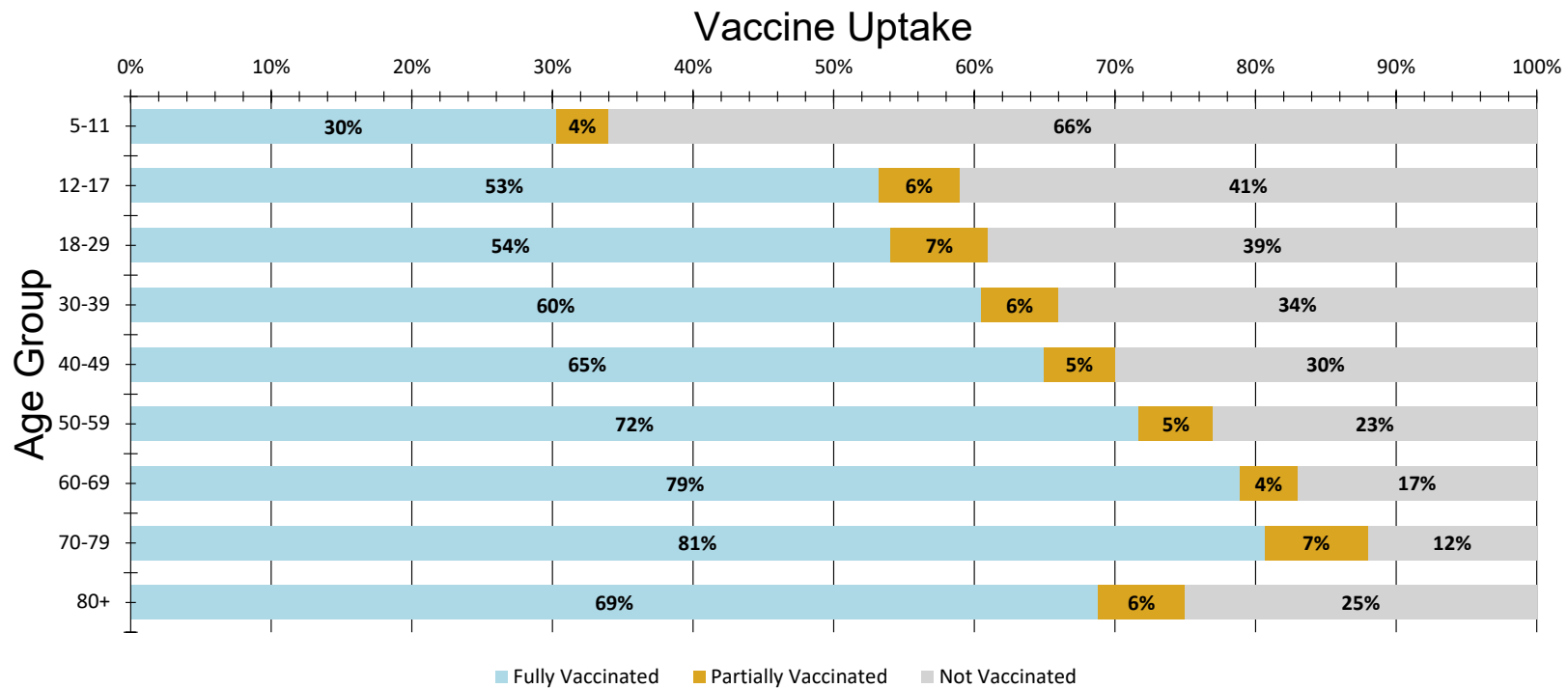
Vaccine Uptake



HILL Vaccine Uptake for Eligible Montanans by Age Group as of 4/8/2022

Age Group	Fully Vaccinated	Partially Vaccinated	Not Vaccinated
5-11	30%	4%	66%
12-17	53%	6%	41%
18-29	54%	7%	39%
30-39	60%	6%	34%
40-49	65%	5%	30%
50-59	72%	5%	23%
60-69	79%	4%	17%
70-79	81%	7%	12%
80+	69%	6%	25%
Total	61%	6%	33%

HILL COVID-19 Vaccine - Eligible Montanans Fully Vaccinated [as of 4/8/2022]

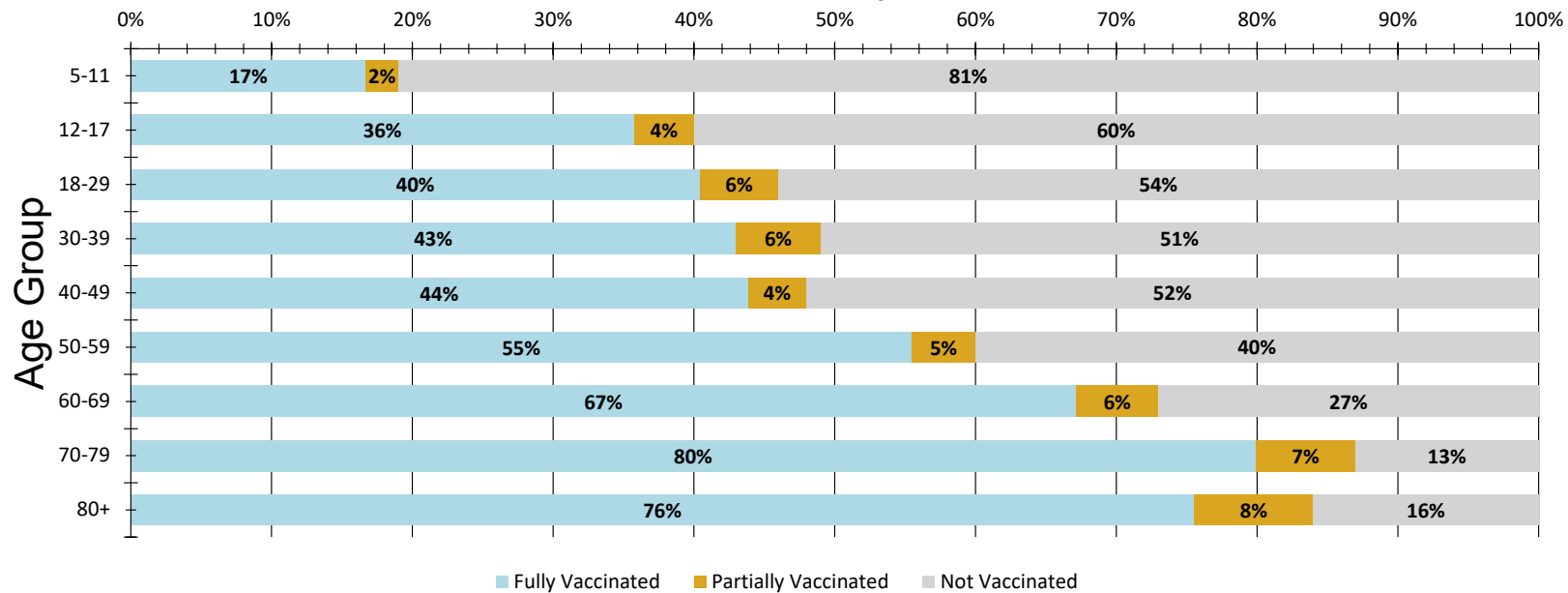


JEFFERSON Vaccine Uptake for Eligible Montanans by Age Group as of 4/8/2022

Age Group	Fully Vaccinated	Partially Vaccinated	Not Vaccinated
5-11	17%	2%	81%
12-17	36%	4%	60%
18-29	40%	6%	54%
30-39	43%	6%	51%
40-49	44%	4%	52%
50-59	55%	5%	40%
60-69	67%	6%	27%
70-79	80%	7%	13%
80+	76%	8%	16%
Total	52%	5%	43%

JEFFERSON COVID-19 Vaccine - Eligible Montanans Fully Vaccinated [as of 4/8/2022]

Vaccine Uptake

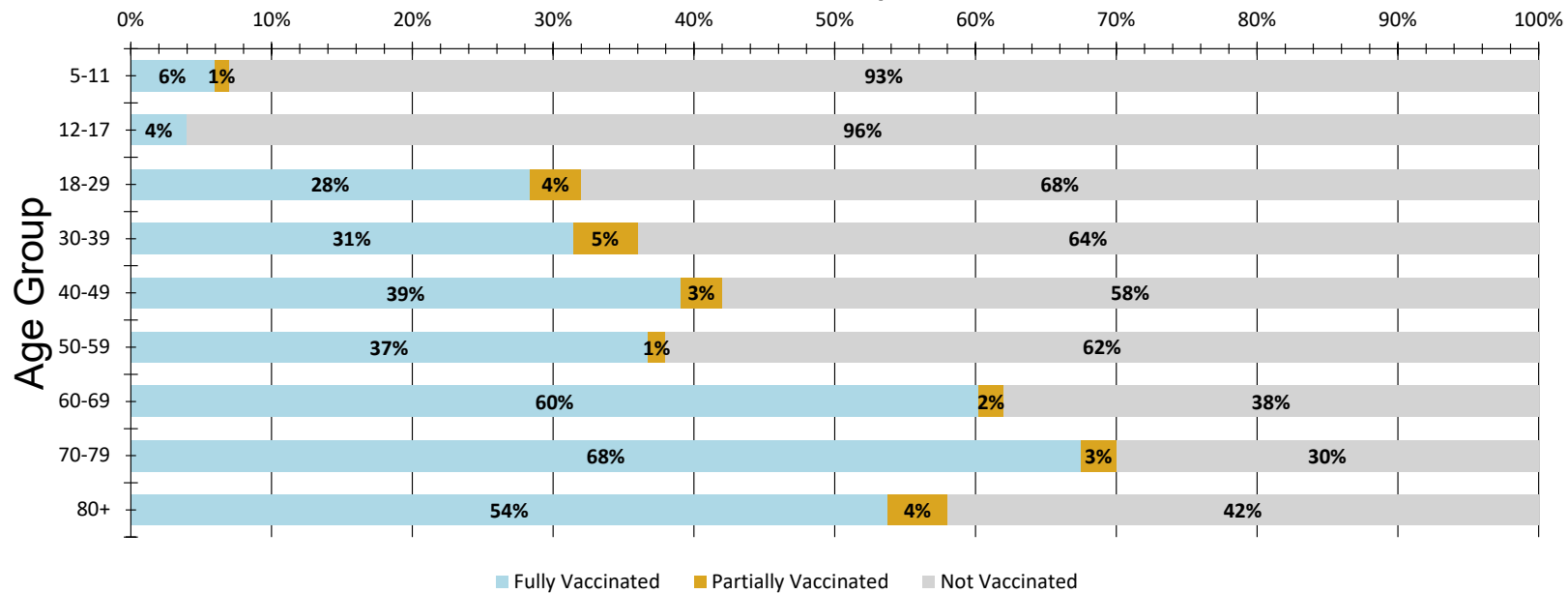


JUDITH BASIN Vaccine Uptake for Eligible Montanans by Age Group as of 4/8/2022

Age Group	Fully Vaccinated	Partially Vaccinated	Not Vaccinated
5-11	6%	1%	93%
12-17	4%	0%	96%
18-29	28%	4%	68%
30-39	31%	5%	64%
40-49	39%	3%	58%
50-59	37%	1%	62%
60-69	60%	2%	38%
70-79	68%	3%	30%
80+	54%	4%	42%
Total	40%	3%	57%

JUDITH BASIN COVID-19 Vaccine - Eligible Montanans Fully Vaccinated [as of 4/8/2022]

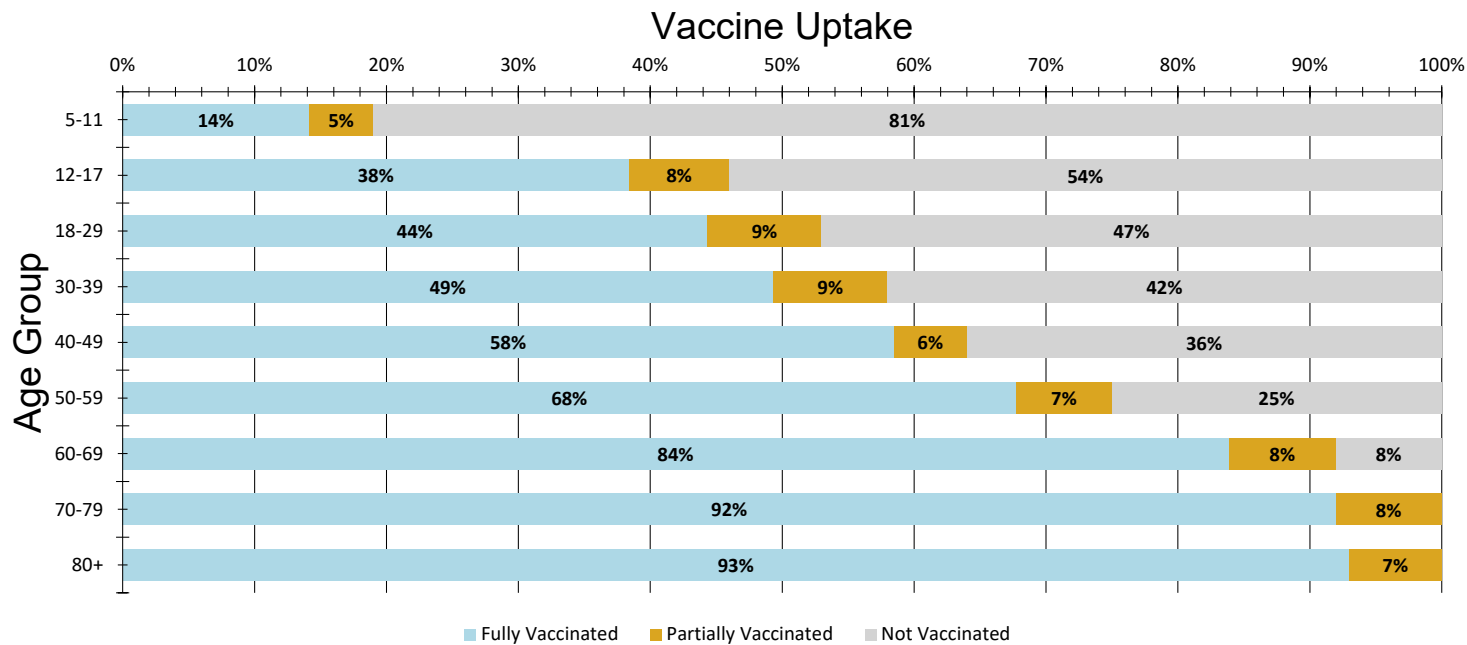
Vaccine Uptake



LAKE Vaccine Uptake for Eligible Montanans by Age Group as of 4/8/2022

Age Group	Fully Vaccinated	Partially Vaccinated	Not Vaccinated
5-11	14%	5%	81%
12-17	38%	8%	54%
18-29	44%	9%	47%
30-39	49%	9%	42%
40-49	58%	6%	36%
50-59	68%	7%	25%
60-69	84%	8%	8%
70-79	92%	8%	0%
80+	93%	7%	0%
Total	61%	7%	32%

LAKE COVID-19 Vaccine - Eligible Montanans Fully Vaccinated [as of 4/8/2022]



NOTE: There are potential limiting factors likely resulting in the calculation of >100% for the 70-79 and 80+ age groups:

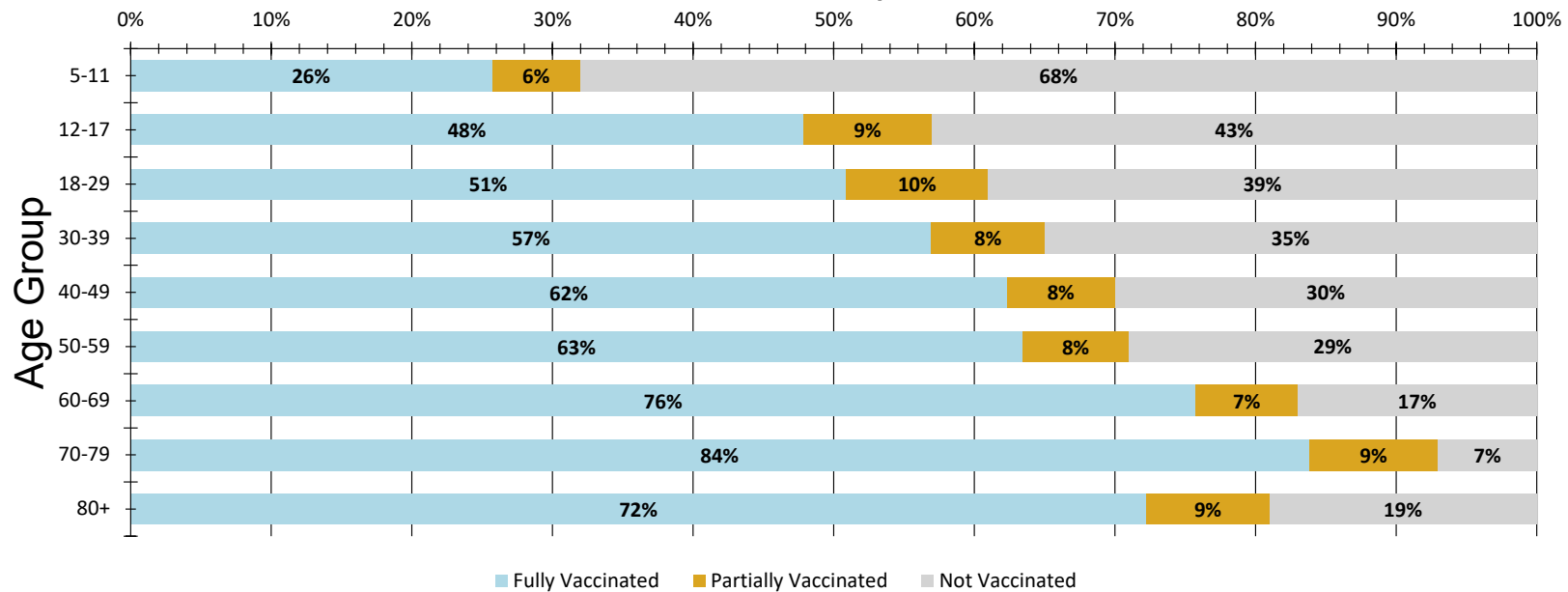
- 1) Population estimates are from 2020 and may be lower than 2021 and 2022 numbers.
- 2) Due to excellent outreach in the county, some doses administered may have been given to out-of-state or out-of-country residents but due to missing residence information, they are defaulted to county of administration (in this case, Lake).

LEWIS & CLARK Vaccine Uptake for Eligible Montanans by Age Group as of 4/8/2022

Age Group	Fully Vaccinated	Partially Vaccinated	Not Vaccinated
5-11	26%	6%	68%
12-17	48%	9%	43%
18-29	51%	10%	39%
30-39	57%	8%	35%
40-49	62%	8%	30%
50-59	63%	8%	29%
60-69	76%	7%	17%
70-79	84%	9%	7%
80+	72%	9%	19%
Total	60%	8%	32%

LEWIS & CLARK COVID-19 Vaccine - Eligible Montanans Fully Vaccinated [as of 4/8/2022]

Vaccine Uptake

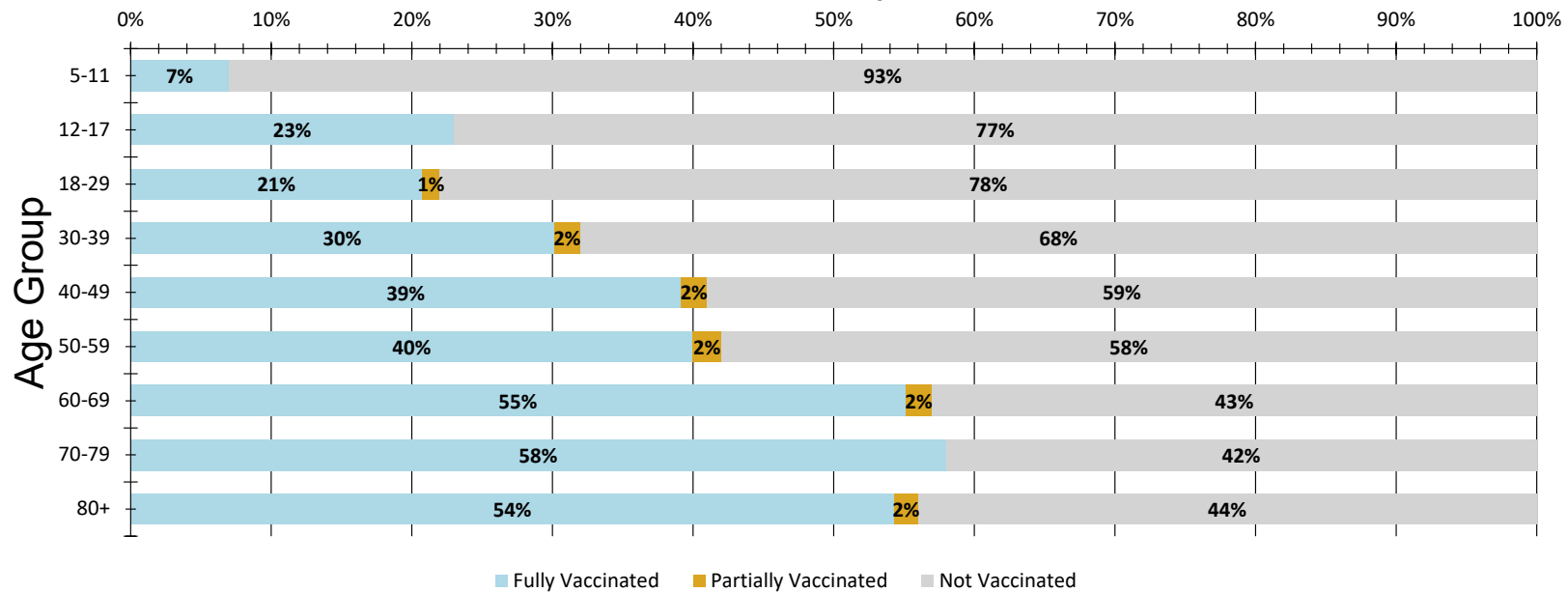


LIBERTY Vaccine Uptake for Eligible Montanans by Age Group as of 4/8/2022

Age Group	Fully Vaccinated	Partially Vaccinated	Not Vaccinated
5-11	7%	0%	93%
12-17	23%	0%	77%
18-29	21%	1%	78%
30-39	30%	2%	68%
40-49	39%	2%	59%
50-59	40%	2%	58%
60-69	55%	2%	43%
70-79	58%	0%	42%
80+	54%	2%	44%
Total	37%	1%	62%

LIBERTY COVID-19 Vaccine - Eligible Montanans Fully Vaccinated [as of 4/8/2022]

Vaccine Uptake

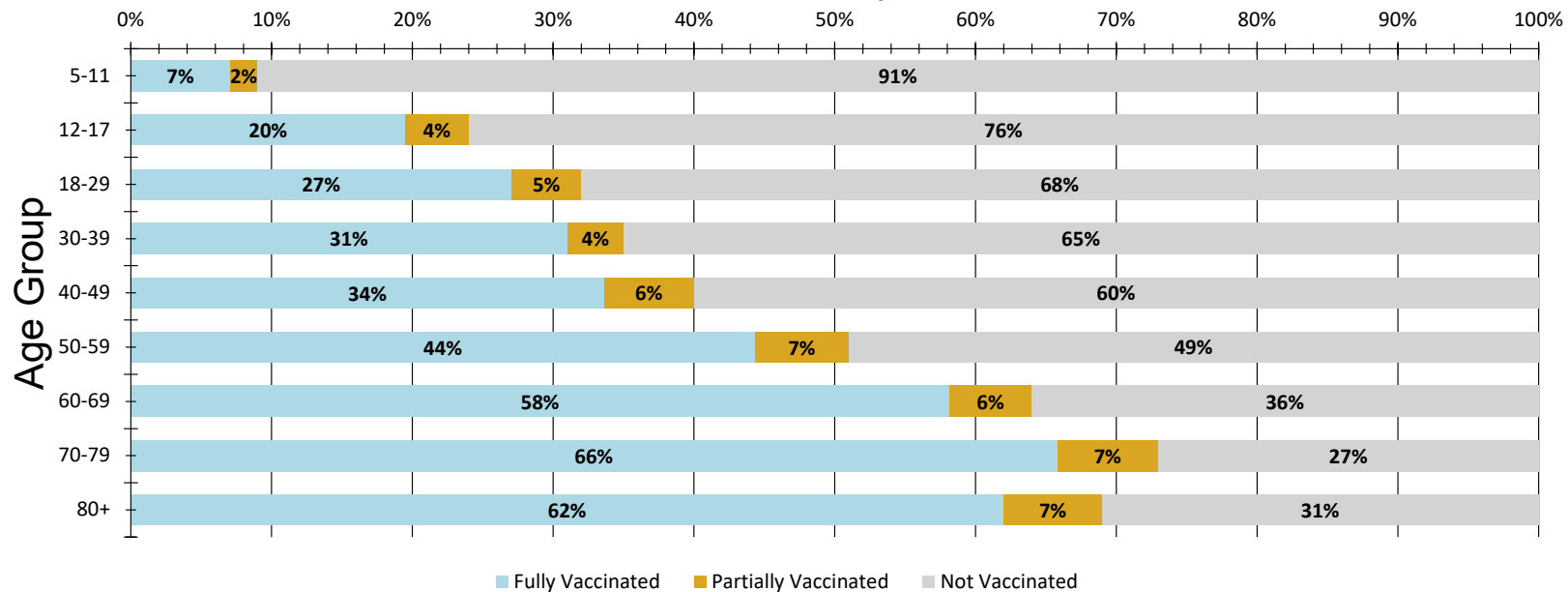


LINCOLN Vaccine Uptake for Eligible Montanans by Age Group as of 4/8/2022

Age Group	Fully Vaccinated	Partially Vaccinated	Not Vaccinated
5-11	7%	2%	91%
12-17	20%	4%	76%
18-29	27%	5%	68%
30-39	31%	4%	65%
40-49	34%	6%	60%
50-59	44%	7%	49%
60-69	58%	6%	36%
70-79	66%	7%	27%
80+	62%	7%	31%
Total	43%	6%	51%

LINCOLN COVID-19 Vaccine - Eligible Montanans Fully Vaccinated [as of 4/8/2022]

Vaccine Uptake

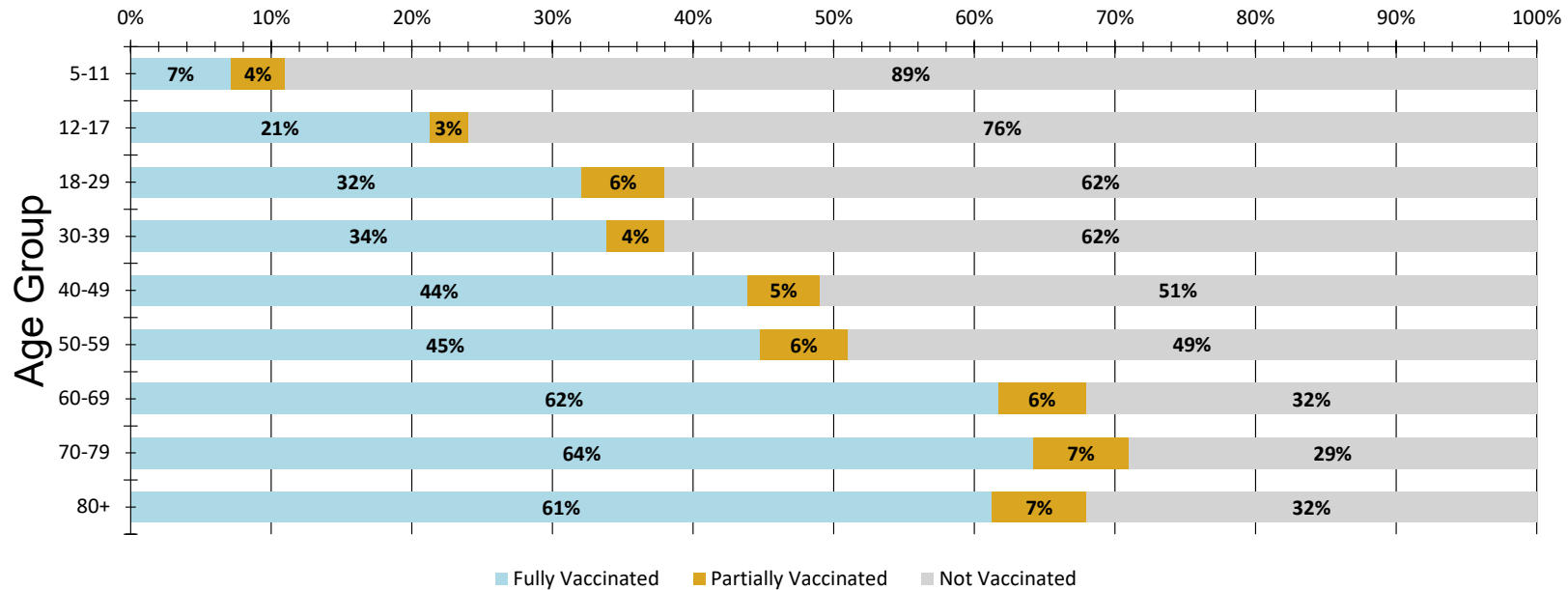


MADISON Vaccine Uptake for Eligible Montanans by Age Group as of 4/8/2022

Age Group	Fully Vaccinated	Partially Vaccinated	Not Vaccinated
5-11	7%	4%	89%
12-17	21%	3%	76%
18-29	32%	6%	62%
30-39	34%	4%	62%
40-49	44%	5%	51%
50-59	45%	6%	49%
60-69	62%	6%	32%
70-79	64%	7%	29%
80+	61%	7%	32%
Total	46%	5%	49%

MADISON COVID-19 Vaccine - Eligible Montanans Fully Vaccinated [as of 4/8/2022]

Vaccine Uptake

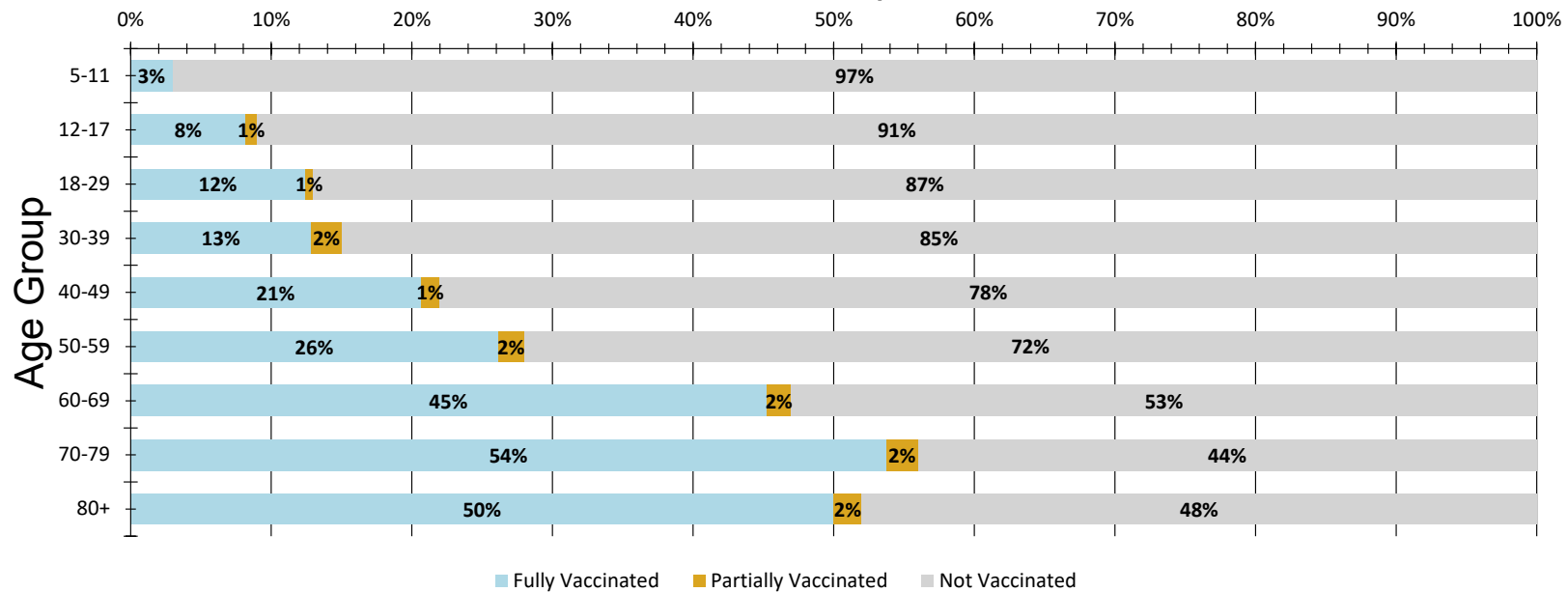


MCCONE Vaccine Uptake for Eligible Montanans by Age Group as of 4/8/2022

Age Group	Fully Vaccinated	Partially Vaccinated	Not Vaccinated
5-11	3%	0%	97%
12-17	8%	1%	91%
18-29	12%	1%	87%
30-39	13%	2%	85%
40-49	21%	1%	78%
50-59	26%	2%	72%
60-69	45%	2%	53%
70-79	54%	2%	44%
80+	50%	2%	48%
Total	28%	1%	71%

MCCONE COVID-19 Vaccine - Eligible Montanans Fully Vaccinated [as of 4/8/2022]

Vaccine Uptake

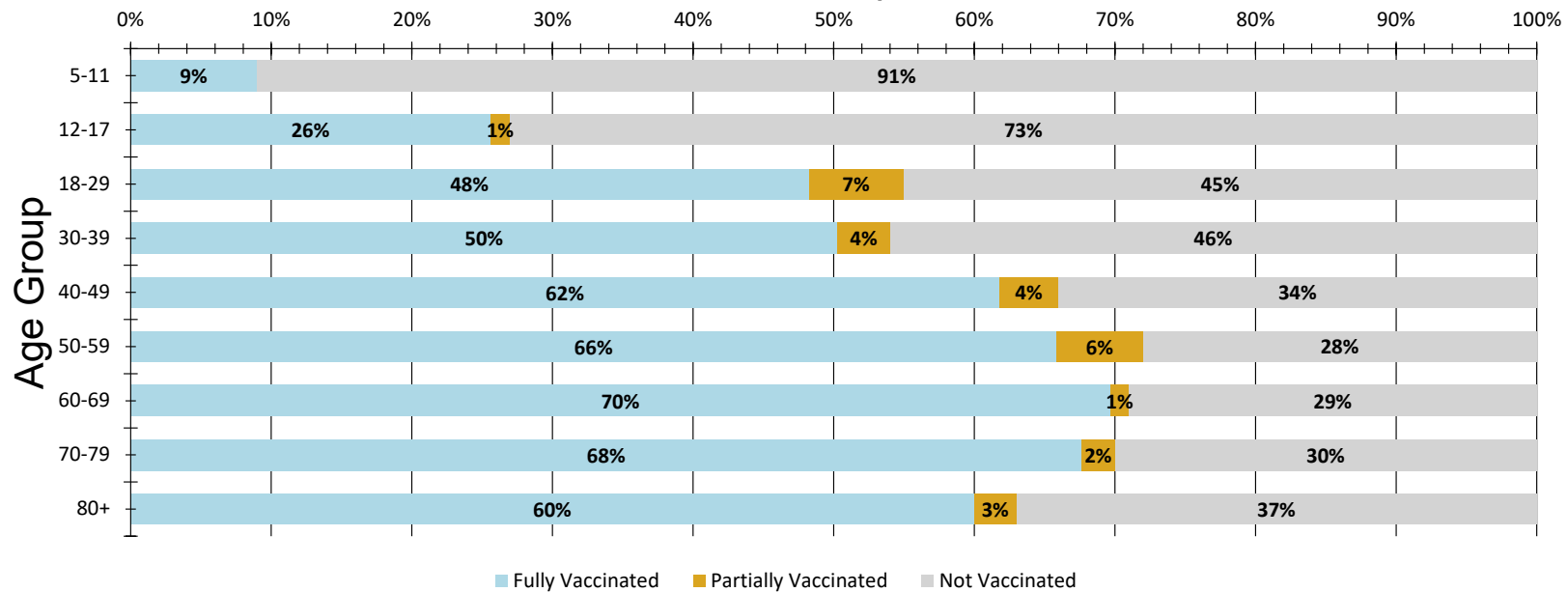


MEAGHER Vaccine Uptake for Eligible Montanans by Age Group as of 4/8/2022

Age Group	Fully Vaccinated	Partially Vaccinated	Not Vaccinated
5-11	9%	0%	91%
12-17	26%	1%	73%
18-29	48%	7%	45%
30-39	50%	4%	46%
40-49	62%	4%	34%
50-59	66%	6%	28%
60-69	70%	1%	29%
70-79	68%	2%	30%
80+	60%	3%	37%
Total	55%	3%	42%

MEAGHER COVID-19 Vaccine - Eligible Montanans Fully Vaccinated [as of 4/8/2022]

Vaccine Uptake

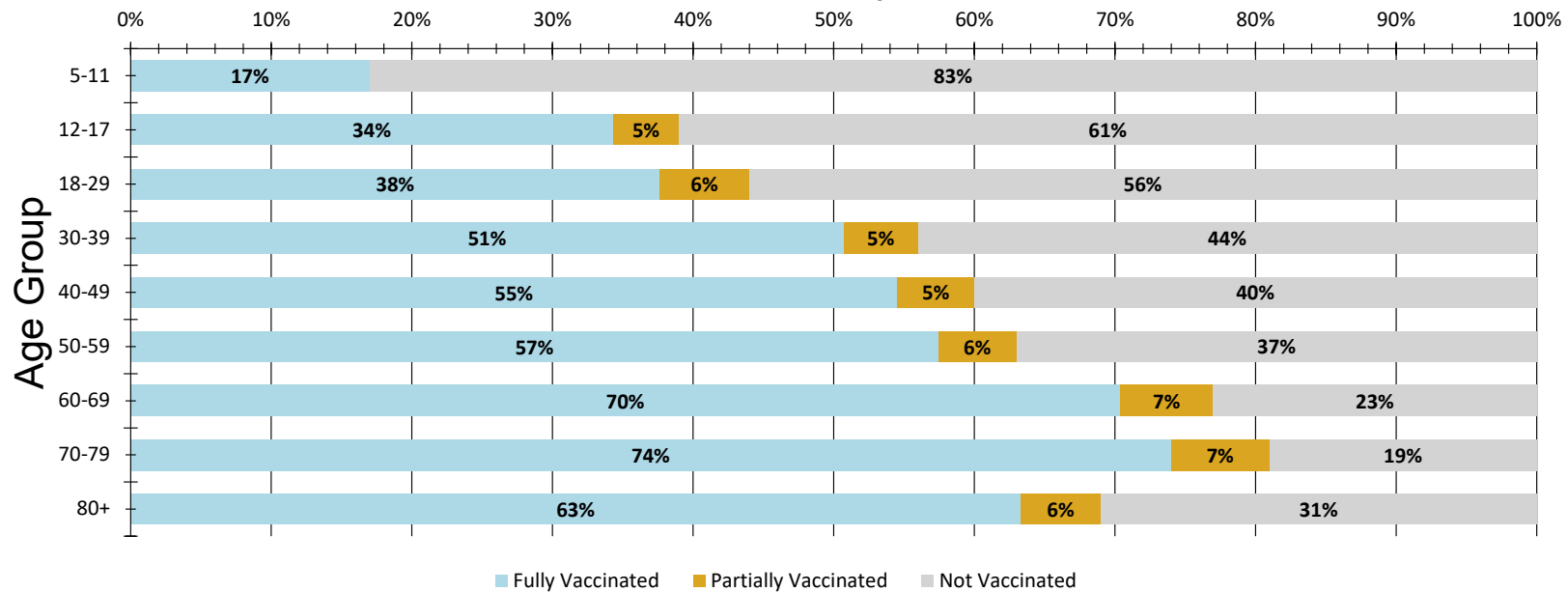


MINERAL Vaccine Uptake for Eligible Montanans by Age Group as of 4/8/2022

Age Group	Fully Vaccinated	Partially Vaccinated	Not Vaccinated
5-11	17%	0%	83%
12-17	34%	5%	61%
18-29	38%	6%	56%
30-39	51%	5%	44%
40-49	55%	5%	40%
50-59	57%	6%	37%
60-69	70%	7%	23%
70-79	74%	7%	19%
80+	63%	6%	31%
Total	55%	6%	39%

MINERAL COVID-19 Vaccine - Eligible Montanans Fully Vaccinated [as of 4/8/2022]

Vaccine Uptake

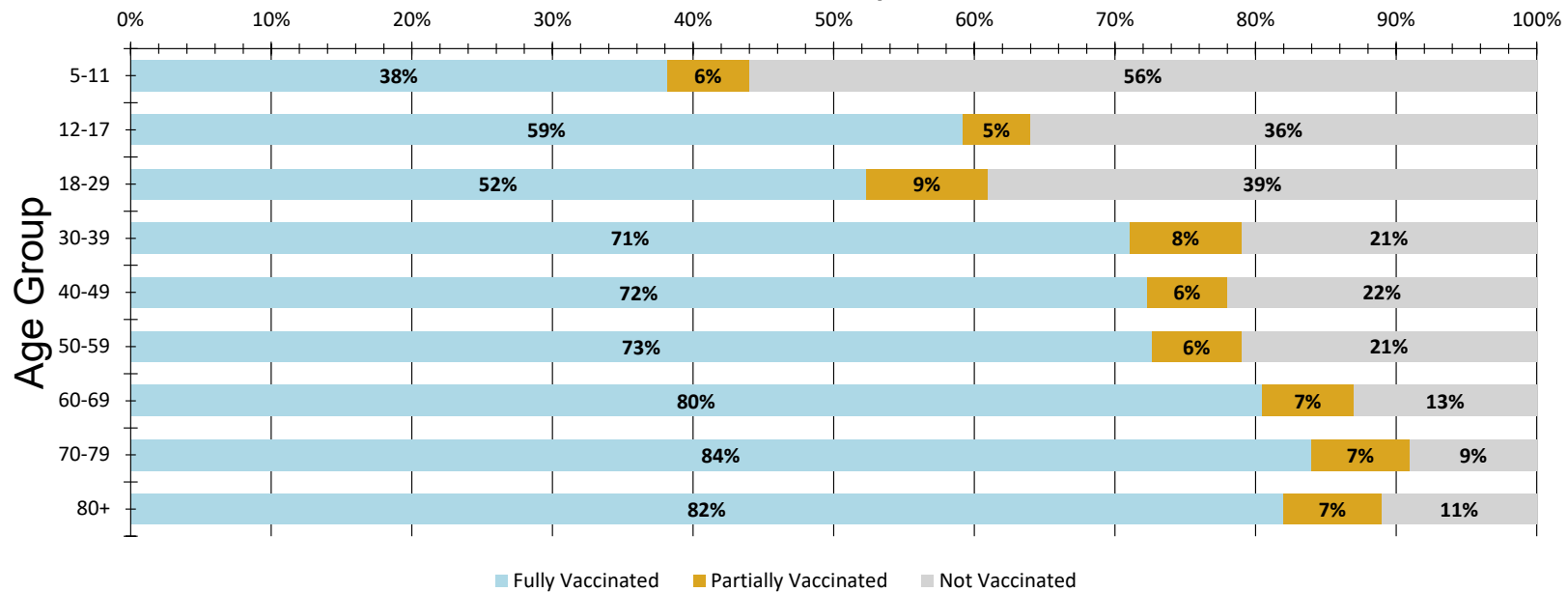


MISSOULA Vaccine Uptake for Eligible Montanans by Age Group as of 4/8/2022

Age Group	Fully Vaccinated	Partially Vaccinated	Not Vaccinated
5-11	38%	6%	56%
12-17	59%	5%	36%
18-29	52%	9%	39%
30-39	71%	8%	21%
40-49	72%	6%	22%
50-59	73%	6%	21%
60-69	80%	7%	13%
70-79	84%	7%	9%
80+	82%	7%	11%
Total	66%	7%	27%

MISSOULA COVID-19 Vaccine - Eligible Montanans Fully Vaccinated [as of 4/8/2022]

Vaccine Uptake

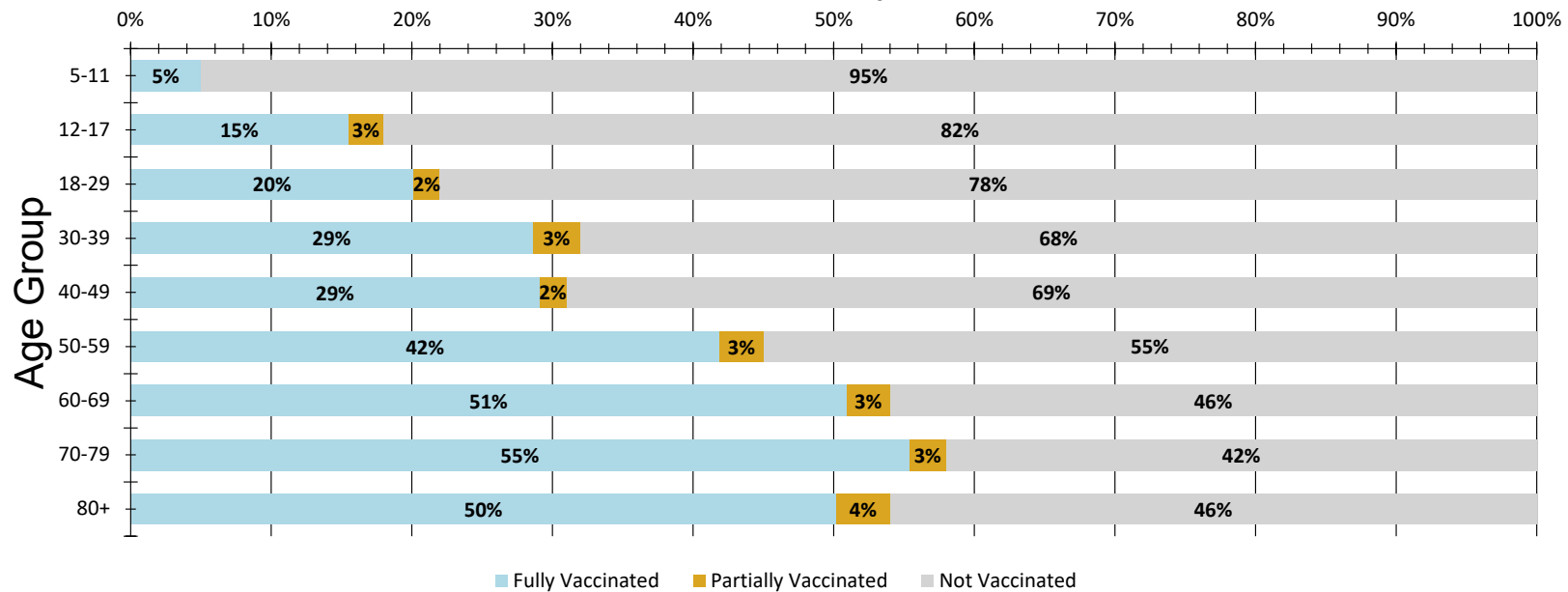


MUSSELSHELL Vaccine Uptake for Eligible Montanans by Age Group as of 4/8/2022

Age Group	Fully Vaccinated	Partially Vaccinated	Not Vaccinated
5-11	5%	0%	95%
12-17	15%	3%	82%
18-29	20%	2%	78%
30-39	29%	3%	68%
40-49	29%	2%	69%
50-59	42%	3%	55%
60-69	51%	3%	46%
70-79	55%	3%	42%
80+	50%	4%	46%
Total	36%	3%	61%

MUSSELSHELL COVID-19 Vaccine - Eligible Montanans Fully Vaccinated [as of 4/8/2022]

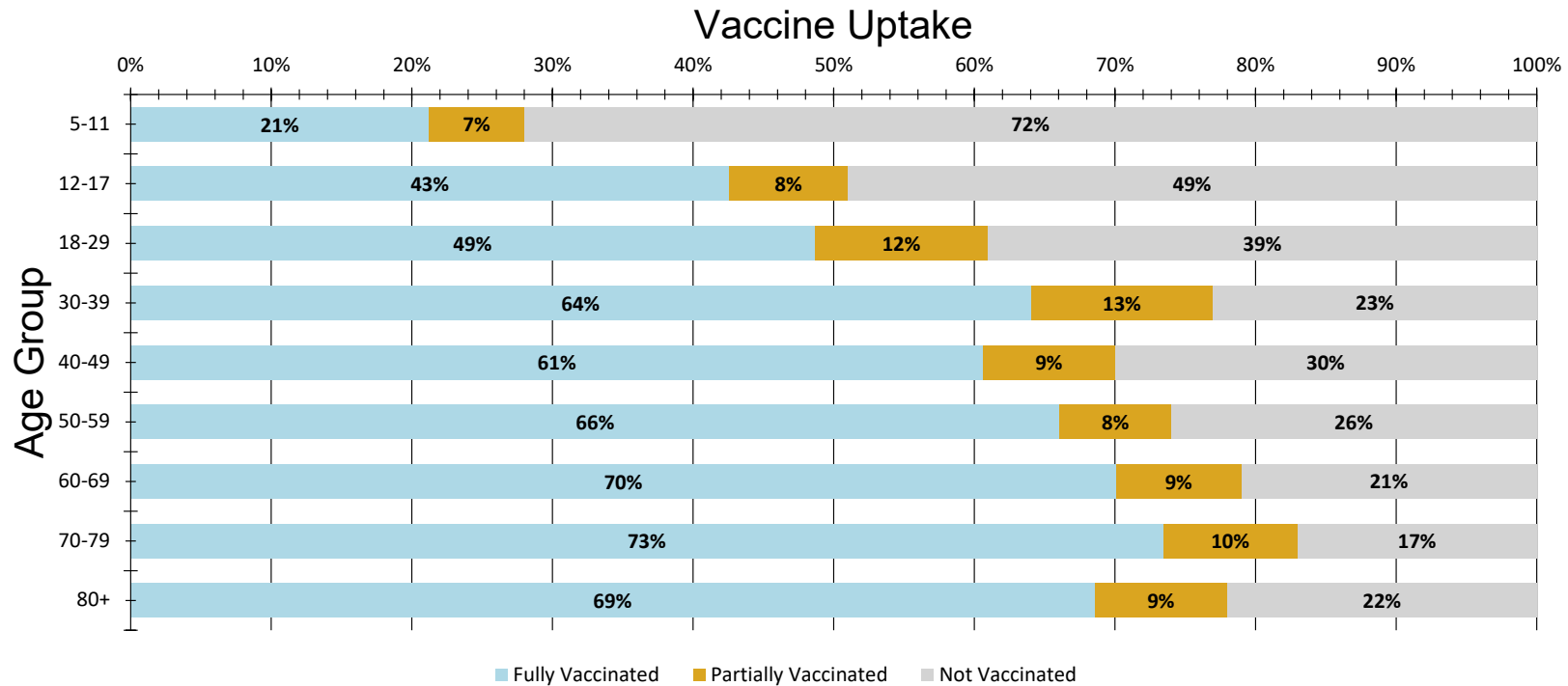
Vaccine Uptake



PARK Vaccine Uptake for Eligible Montanans by Age Group as of 4/8/2022

Age Group	Fully Vaccinated	Partially Vaccinated	Not Vaccinated
5-11	21%	7%	72%
12-17	43%	8%	49%
18-29	49%	12%	39%
30-39	64%	13%	23%
40-49	61%	9%	30%
50-59	66%	8%	26%
60-69	70%	9%	21%
70-79	73%	10%	17%
80+	69%	9%	22%
Total	60%	10%	30%

PARK COVID-19 Vaccine - Eligible Montanans Fully Vaccinated [as of 4/8/2022]

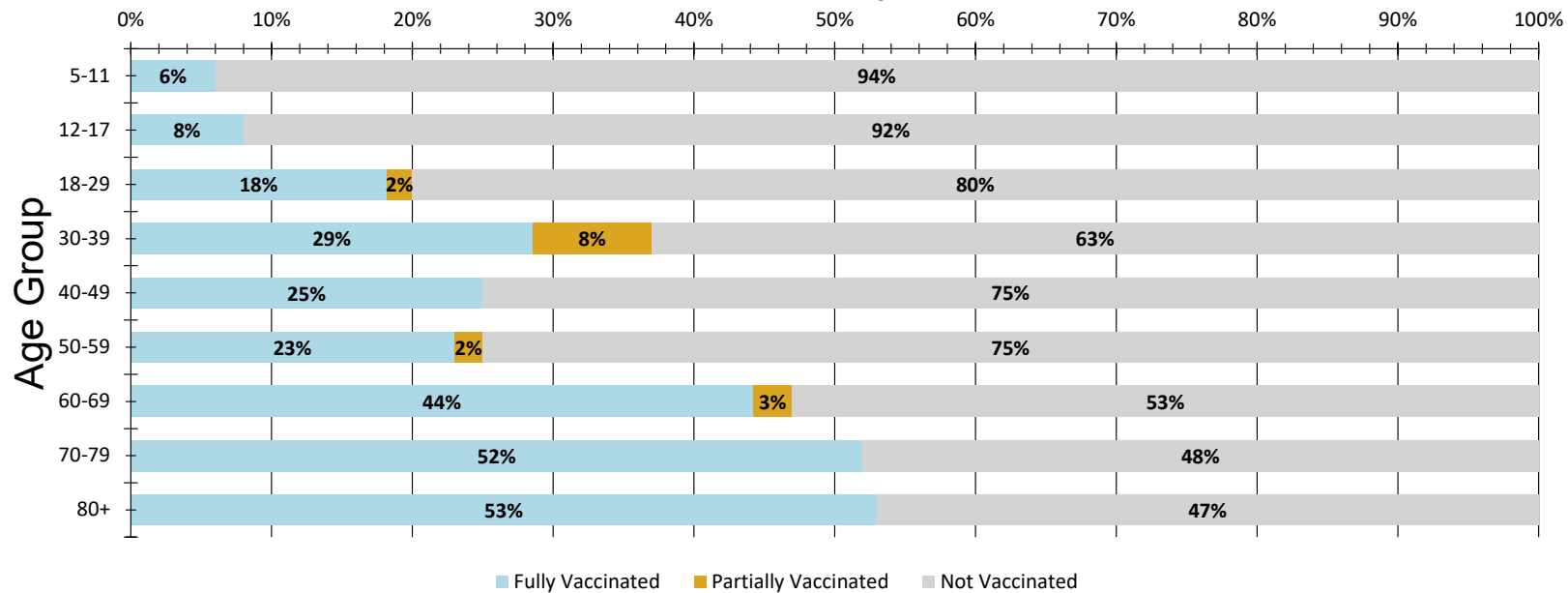


PETROLEUM Vaccine Uptake for Eligible Montanans by Age Group as of 4/8/2022

Age Group	Fully Vaccinated	Partially Vaccinated	Not Vaccinated
5-11	6%	0%	94%
12-17	8%	0%	92%
18-29	18%	2%	80%
30-39	29%	8%	63%
40-49	25%	0%	75%
50-59	23%	2%	75%
60-69	44%	3%	53%
70-79	52%	0%	48%
80+	53%	0%	47%
Total	32%	2%	66%

PETROLEUM COVID-19 Vaccine - Eligible Montanans Fully Vaccinated [as of 4/8/2022]

Vaccine Uptake

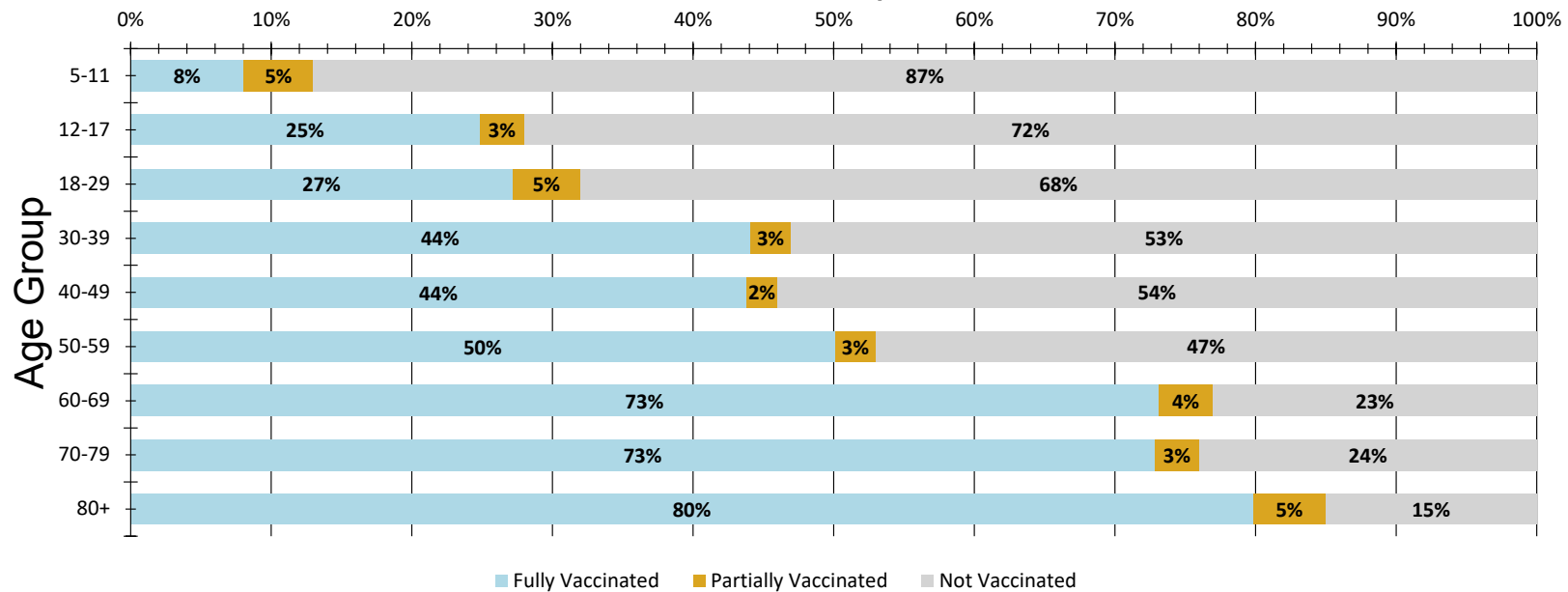


PHILLIPS Vaccine Uptake for Eligible Montanans by Age Group as of 4/8/2022

Age Group	Fully Vaccinated	Partially Vaccinated	Not Vaccinated
5-11	8%	5%	87%
12-17	25%	3%	72%
18-29	27%	5%	68%
30-39	44%	3%	53%
40-49	44%	2%	54%
50-59	50%	3%	47%
60-69	73%	4%	23%
70-79	73%	3%	24%
80+	80%	5%	15%
Total	48%	4%	48%

PHILLIPS COVID-19 Vaccine - Eligible Montanans Fully Vaccinated [as of 4/8/2022]

Vaccine Uptake

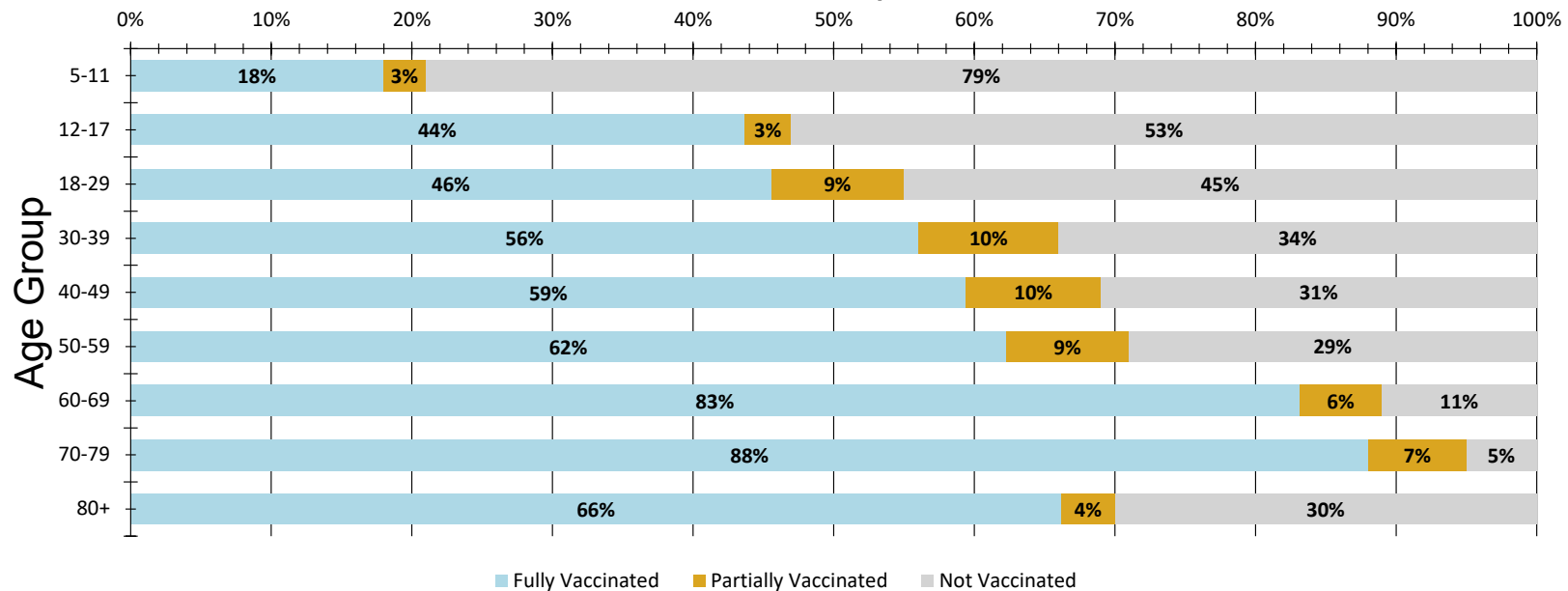


PONDERA Vaccine Uptake for Eligible Montanans by Age Group as of 4/8/2022

Age Group	Fully Vaccinated	Partially Vaccinated	Not Vaccinated
5-11	18%	3%	79%
12-17	44%	3%	53%
18-29	46%	9%	45%
30-39	56%	10%	34%
40-49	59%	10%	31%
50-59	62%	9%	29%
60-69	83%	6%	11%
70-79	88%	7%	5%
80+	66%	4%	30%
Total	59%	7%	34%

PONDERA COVID-19 Vaccine - Eligible Montanans Fully Vaccinated [as of 4/8/2022]

Vaccine Uptake

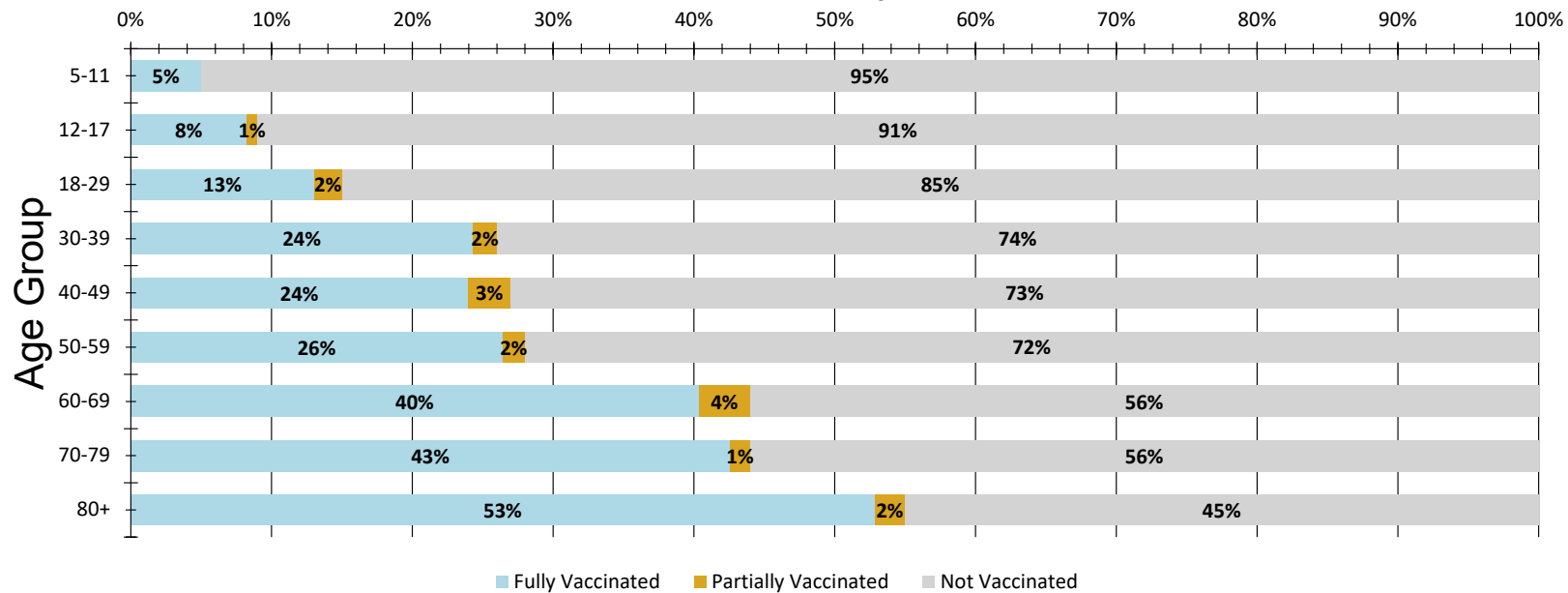


POWDER RIVER Vaccine Uptake for Eligible Montanans by Age Group as of 4/8/2022

Age Group	Fully Vaccinated	Partially Vaccinated	Not Vaccinated
5-11	5%	0%	95%
12-17	8%	1%	91%
18-29	13%	2%	85%
30-39	24%	2%	74%
40-49	24%	3%	73%
50-59	26%	2%	72%
60-69	40%	4%	56%
70-79	43%	1%	56%
80+	53%	2%	45%
Total	29%	2%	69%

POWDER RIVER COVID-19 Vaccine - Eligible Montanans Fully Vaccinated [as of 4/8/2022]

Vaccine Uptake

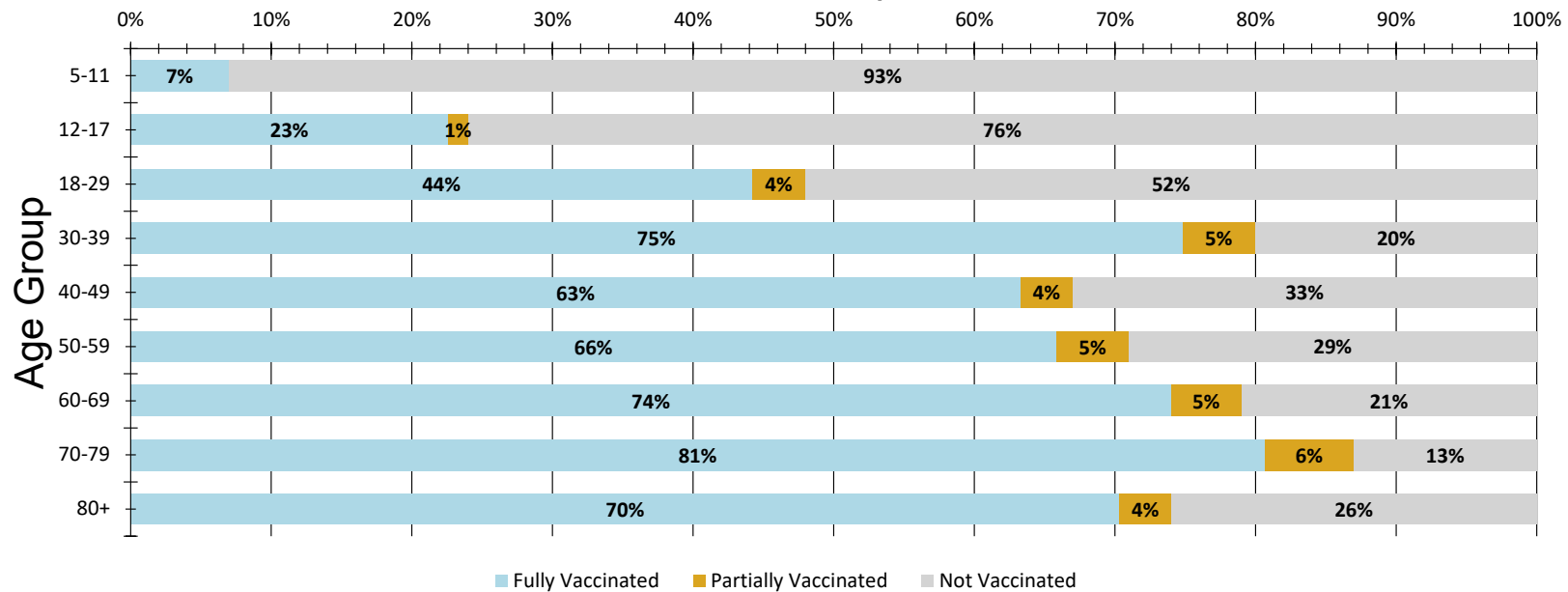


POWELL Vaccine Uptake for Eligible Montanans by Age Group as of 4/8/2022

Age Group	Fully Vaccinated	Partially Vaccinated	Not Vaccinated
5-11	7%	0%	93%
12-17	23%	1%	76%
18-29	44%	4%	52%
30-39	75%	5%	20%
40-49	63%	4%	33%
50-59	66%	5%	29%
60-69	74%	5%	21%
70-79	81%	6%	13%
80+	70%	4%	26%
Total	60%	5%	35%

POWELL COVID-19 Vaccine - Eligible Montanans Fully Vaccinated [as of 4/8/2022]

Vaccine Uptake

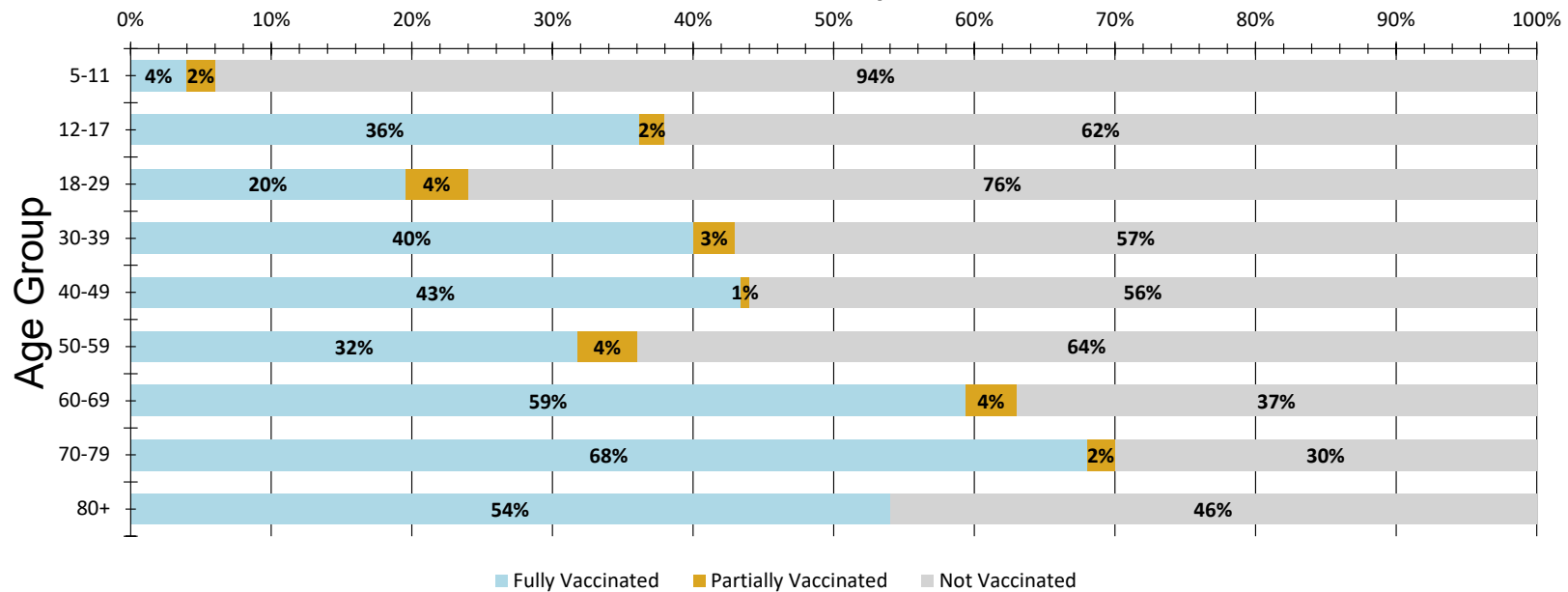


PRAIRIE Vaccine Uptake for Eligible Montanans by Age Group as of 4/8/2022

Age Group	Fully Vaccinated	Partially Vaccinated	Not Vaccinated
5-11	4%	2%	94%
12-17	36%	2%	62%
18-29	20%	4%	76%
30-39	40%	3%	57%
40-49	43%	1%	56%
50-59	32%	4%	64%
60-69	59%	4%	37%
70-79	68%	2%	30%
80+	54%	0%	46%
Total	44%	3%	53%

PRAIRIE COVID-19 Vaccine - Eligible Montanans Fully Vaccinated [as of 4/8/2022]

Vaccine Uptake

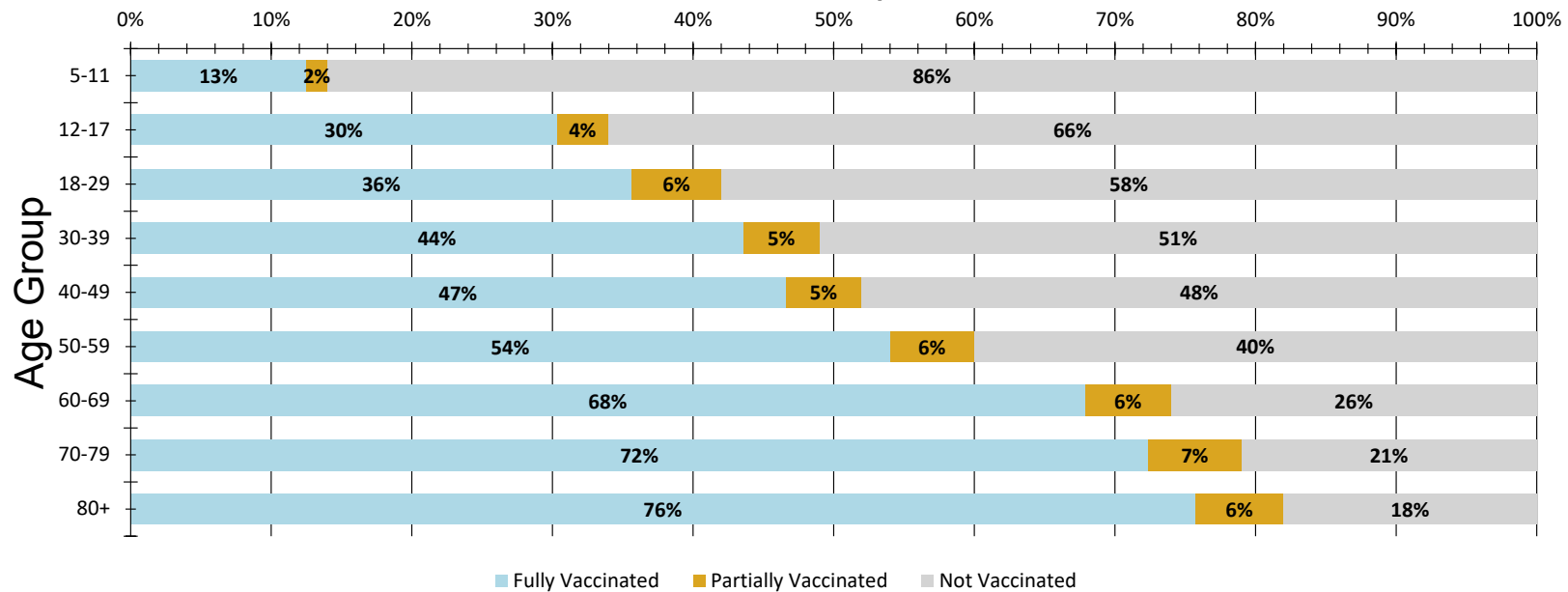


RAVALLI Vaccine Uptake for Eligible Montanans by Age Group as of 4/8/2022

Age Group	Fully Vaccinated	Partially Vaccinated	Not Vaccinated
5-11	13%	2%	86%
12-17	30%	4%	66%
18-29	36%	6%	58%
30-39	44%	5%	51%
40-49	47%	5%	48%
50-59	54%	6%	40%
60-69	68%	6%	26%
70-79	72%	7%	21%
80+	76%	6%	18%
Total	52%	5%	43%

RAVALLI COVID-19 Vaccine - Eligible Montanans Fully Vaccinated [as of 4/8/2022]

Vaccine Uptake

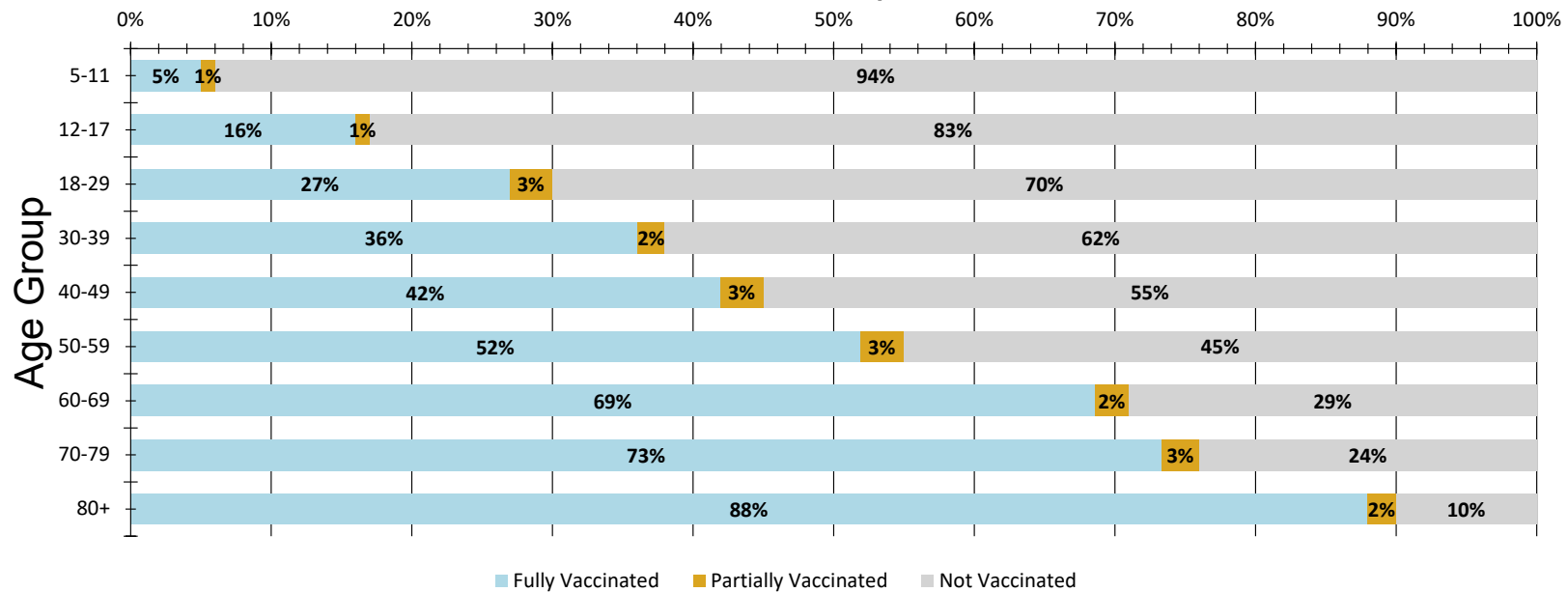


RICHLAND Vaccine Uptake for Eligible Montanans by Age Group as of 4/8/2022

Age Group	Fully Vaccinated	Partially Vaccinated	Not Vaccinated
5-11	5%	1%	94%
12-17	16%	1%	83%
18-29	27%	3%	70%
30-39	36%	2%	62%
40-49	42%	3%	55%
50-59	52%	3%	45%
60-69	69%	2%	29%
70-79	73%	3%	24%
80+	88%	2%	10%
Total	41%	3%	56%

RICHLAND COVID-19 Vaccine - Eligible Montanans Fully Vaccinated [as of 4/8/2022]

Vaccine Uptake

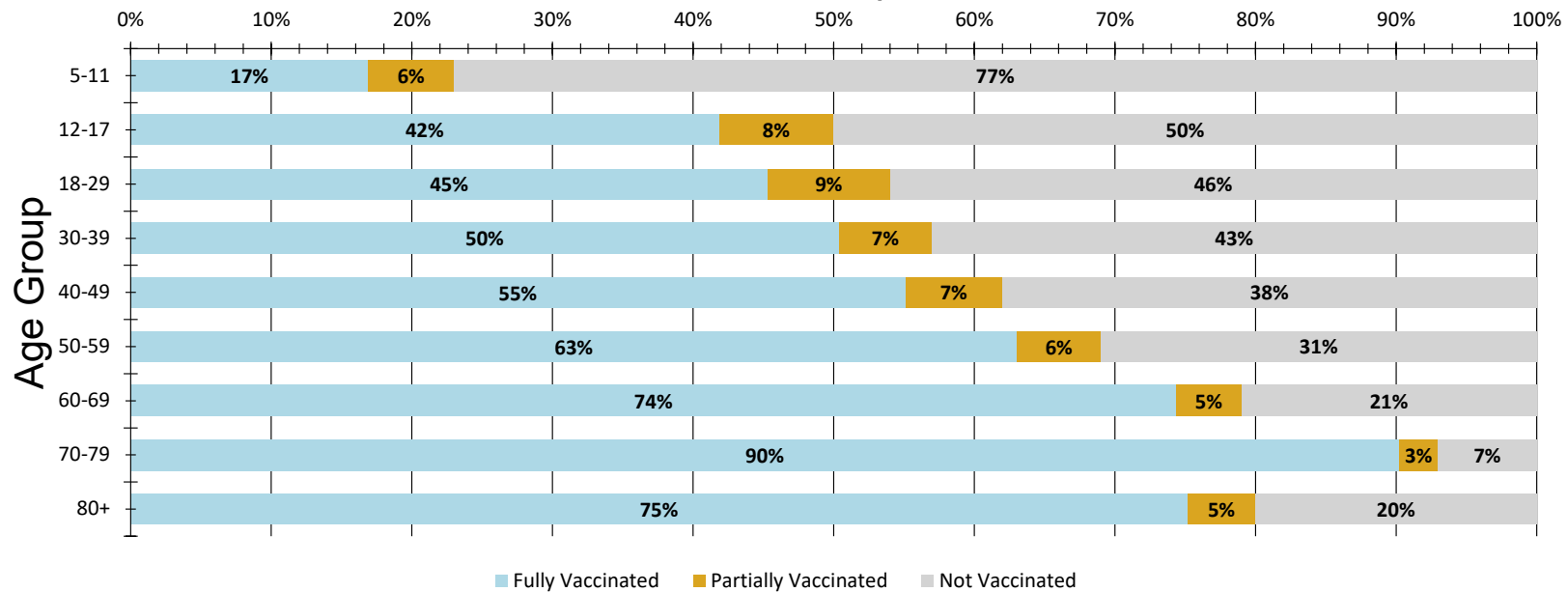


ROOSEVELT Vaccine Uptake for Eligible Montanans by Age Group as of 4/8/2022

Age Group	Fully Vaccinated	Partially Vaccinated	Not Vaccinated
5-11	17%	6%	77%
12-17	42%	8%	50%
18-29	45%	9%	46%
30-39	50%	7%	43%
40-49	55%	7%	38%
50-59	63%	6%	31%
60-69	74%	5%	21%
70-79	90%	3%	7%
80+	75%	5%	20%
Total	51%	7%	42%

ROOSEVELT COVID-19 Vaccine - Eligible Montanans Fully Vaccinated [as of 4/8/2022]

Vaccine Uptake

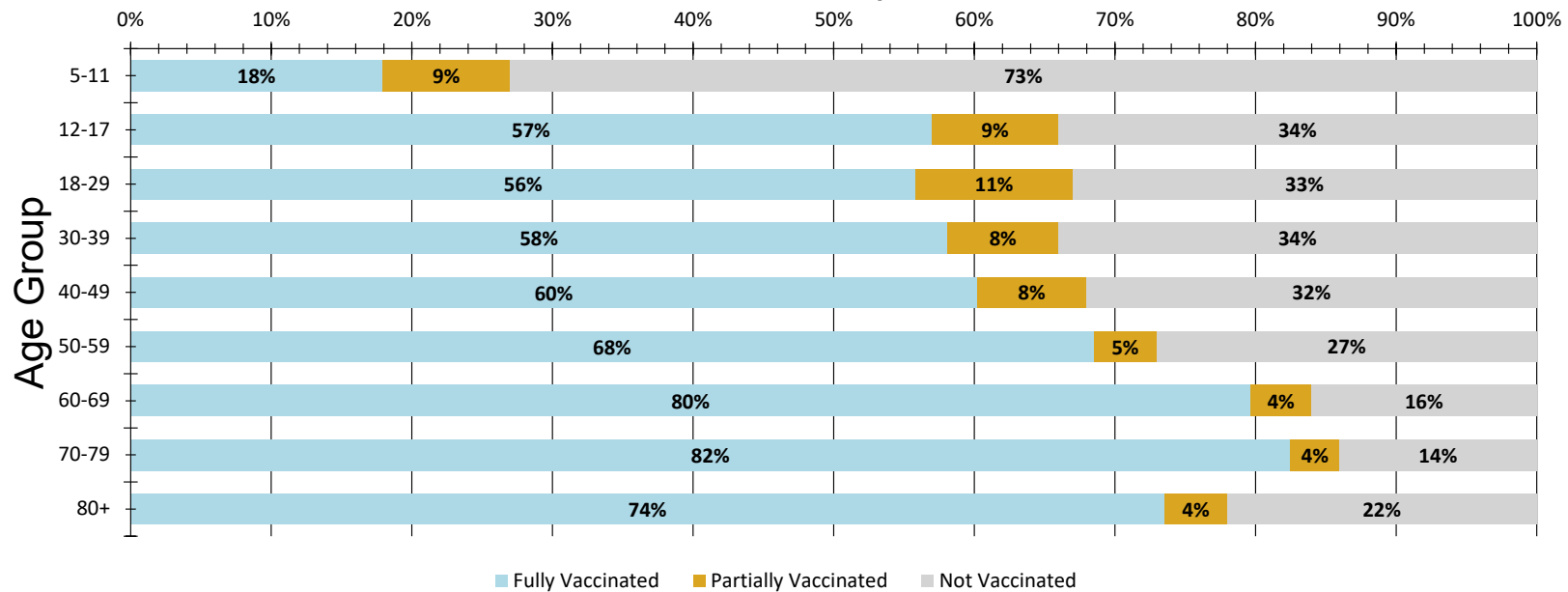


ROSEBUD Vaccine Uptake for Eligible Montanans by Age Group as of 4/8/2022

Age Group	Fully Vaccinated	Partially Vaccinated	Not Vaccinated
5-11	18%	9%	73%
12-17	57%	9%	34%
18-29	56%	11%	33%
30-39	58%	8%	34%
40-49	60%	8%	32%
50-59	68%	5%	27%
60-69	80%	4%	16%
70-79	82%	4%	14%
80+	74%	4%	22%
Total	60%	7%	33%

ROSEBUD COVID-19 Vaccine - Eligible Montanans Fully Vaccinated [as of 4/8/2022]

Vaccine Uptake

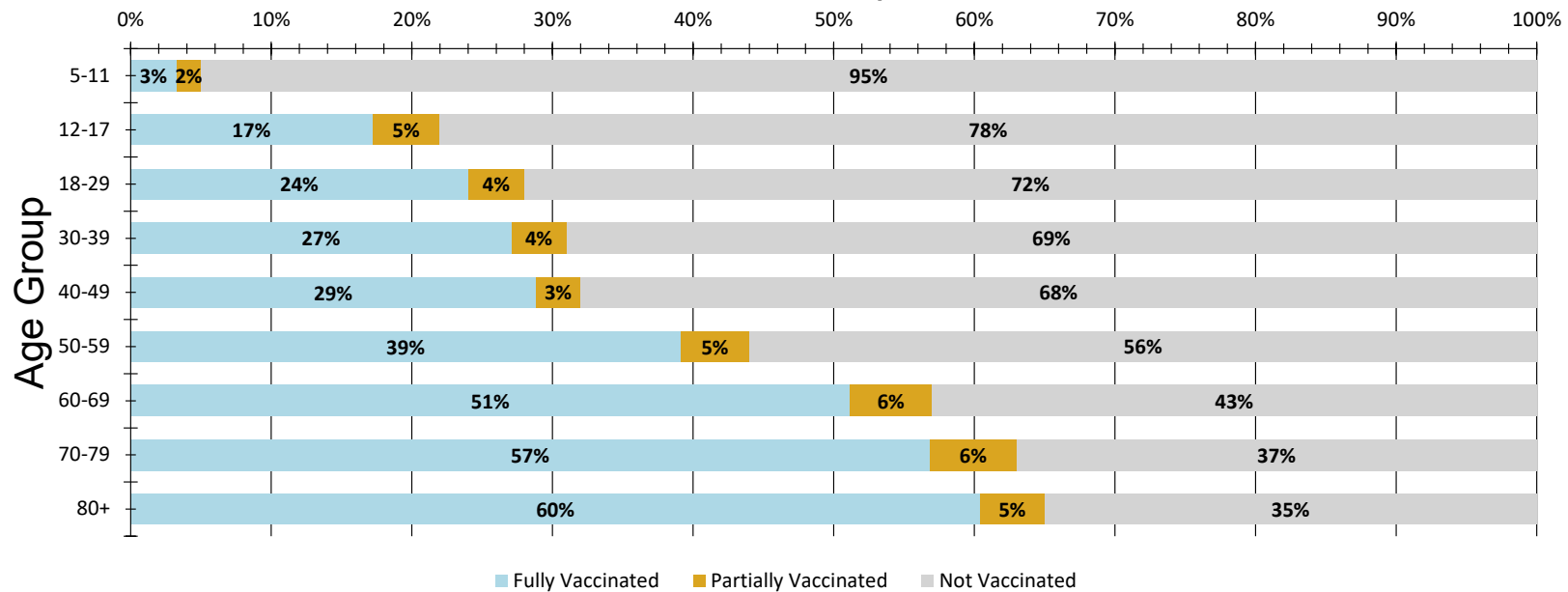


SANDERS Vaccine Uptake for Eligible Montanans by Age Group as of 4/8/2022

Age Group	Fully Vaccinated	Partially Vaccinated	Not Vaccinated
5-11	3%	2%	95%
12-17	17%	5%	78%
18-29	24%	4%	72%
30-39	27%	4%	69%
40-49	29%	3%	68%
50-59	39%	5%	56%
60-69	51%	6%	43%
70-79	57%	6%	37%
80+	60%	5%	35%
Total	39%	4%	57%

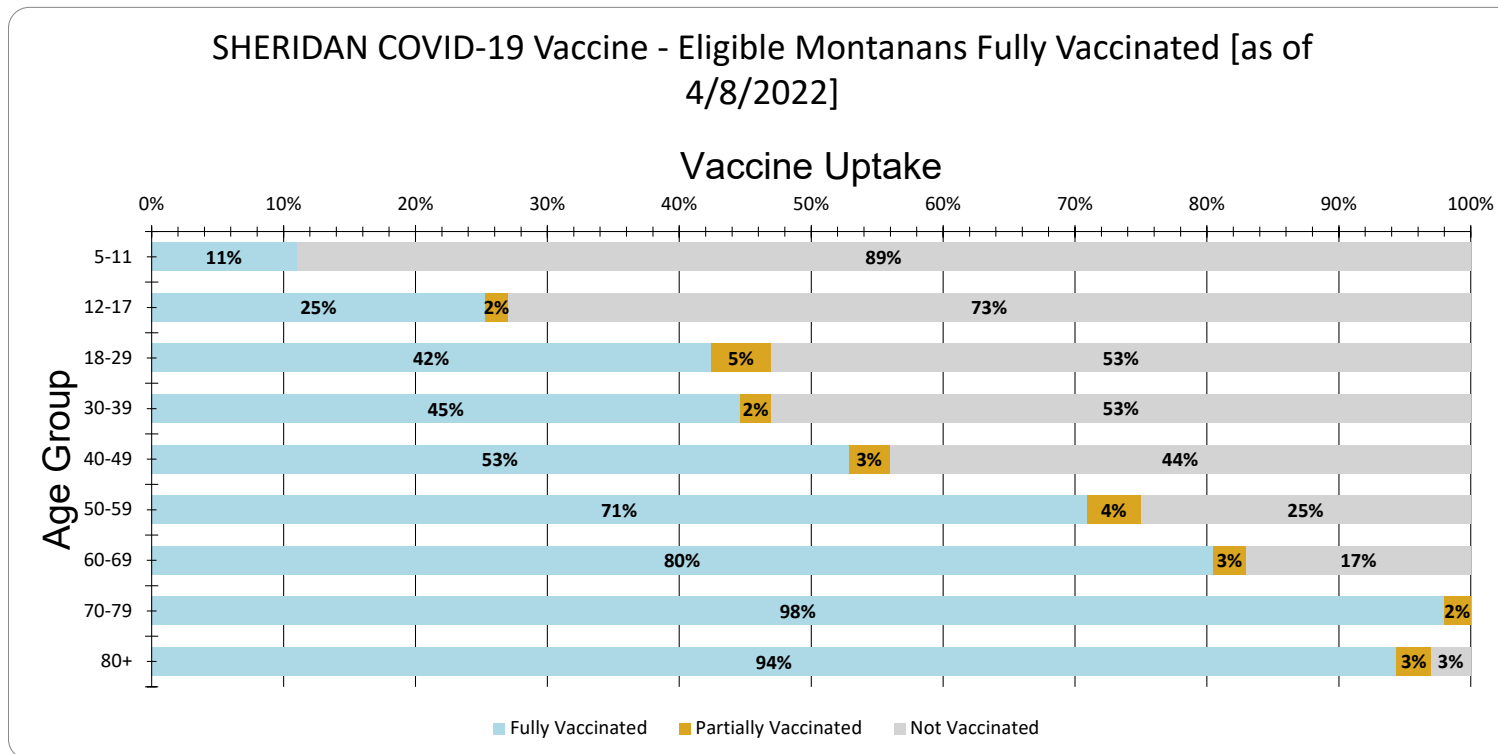
SANDERS COVID-19 Vaccine - Eligible Montanans Fully Vaccinated [as of 4/8/2022]

Vaccine Uptake



SHERIDAN Vaccine Uptake for Eligible Montanans by Age Group as of 4/8/2022

Age Group	Fully Vaccinated	Partially Vaccinated	Not Vaccinated
5-11	11%	0%	89%
12-17	25%	2%	73%
18-29	42%	5%	53%
30-39	45%	2%	53%
40-49	53%	3%	44%
50-59	71%	4%	25%
60-69	80%	3%	17%
70-79	98%	2%	0%
80+	94%	3%	3%
Total	60%	3%	37%



NOTE: There are potential limiting factors likely resulting in the calculation of >100% for the 70-79 age group:

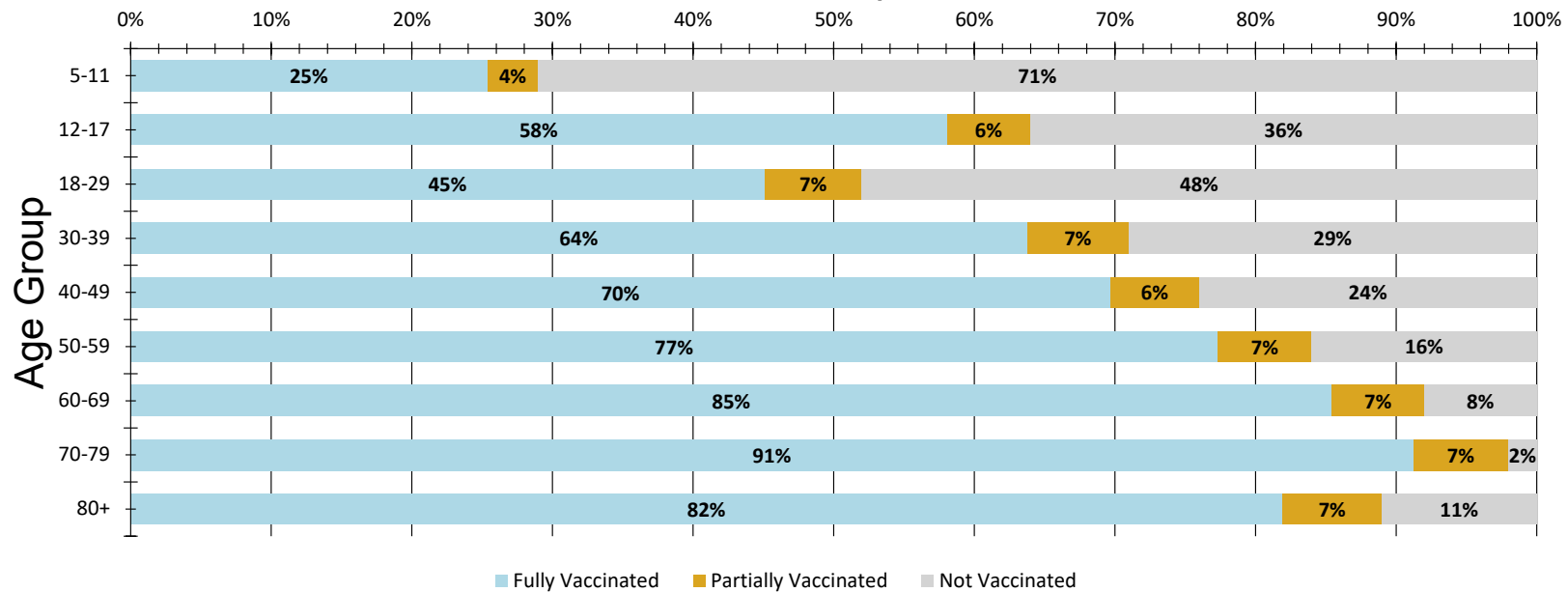
- 1) Population estimates are from 2020 and may be lower than 2021 and 2022 numbers.
- 2) Due to excellent outreach in the county, some doses administered may have been given to out-of-state or out-of-country residents but due to missing residence information, they are defaulted to county of administration (in this case, Sheridan).

SILVER BOW Vaccine Uptake for Eligible Montanans by Age Group as of 4/8/2022

Age Group	Fully Vaccinated	Partially Vaccinated	Not Vaccinated
5-11	25%	4%	71%
12-17	58%	6%	36%
18-29	45%	7%	48%
30-39	64%	7%	29%
40-49	70%	6%	24%
50-59	77%	7%	16%
60-69	85%	7%	8%
70-79	91%	7%	2%
80+	82%	7%	11%
Total	65%	7%	28%

SILVER BOW COVID-19 Vaccine - Eligible Montanans Fully Vaccinated [as of 4/8/2022]

Vaccine Uptake

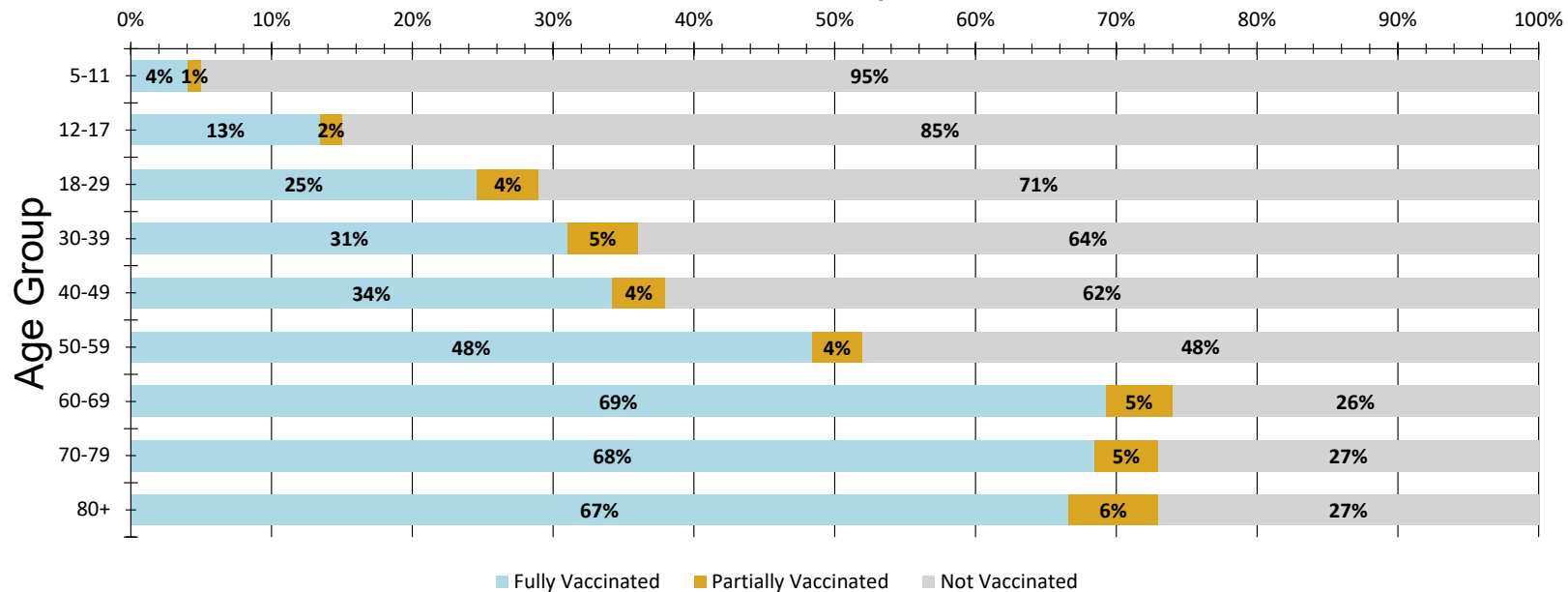


STILLWATER Vaccine Uptake for Eligible Montanans by Age Group as of 4/8/2022

Age Group	Fully Vaccinated	Partially Vaccinated	Not Vaccinated
5-11	4%	1%	95%
12-17	13%	2%	85%
18-29	25%	4%	71%
30-39	31%	5%	64%
40-49	34%	4%	62%
50-59	48%	4%	48%
60-69	69%	5%	26%
70-79	68%	5%	27%
80+	67%	6%	27%
Total	42%	4%	54%

STILLWATER COVID-19 Vaccine - Eligible Montanans Fully Vaccinated [as of 4/8/2022]

Vaccine Uptake

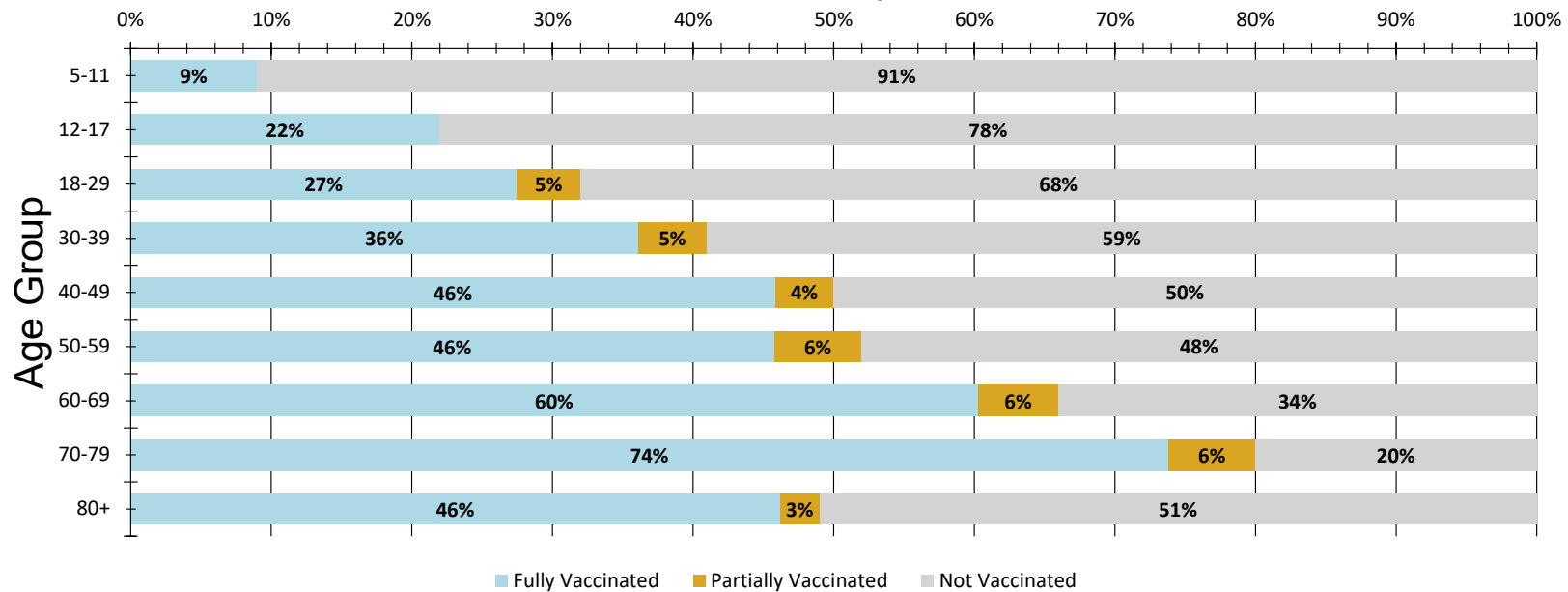


SWEET GRASS Vaccine Uptake for Eligible Montanans by Age Group as of 4/8/2022

Age Group	Fully Vaccinated	Partially Vaccinated	Not Vaccinated
5-11	9%	0%	91%
12-17	22%	0%	78%
18-29	27%	5%	68%
30-39	36%	5%	59%
40-49	46%	4%	50%
50-59	46%	6%	48%
60-69	60%	6%	34%
70-79	74%	6%	20%
80+	46%	3%	51%
Total	44%	4%	52%

SWEET GRASS COVID-19 Vaccine - Eligible Montanans Fully Vaccinated [as of 4/8/2022]

Vaccine Uptake

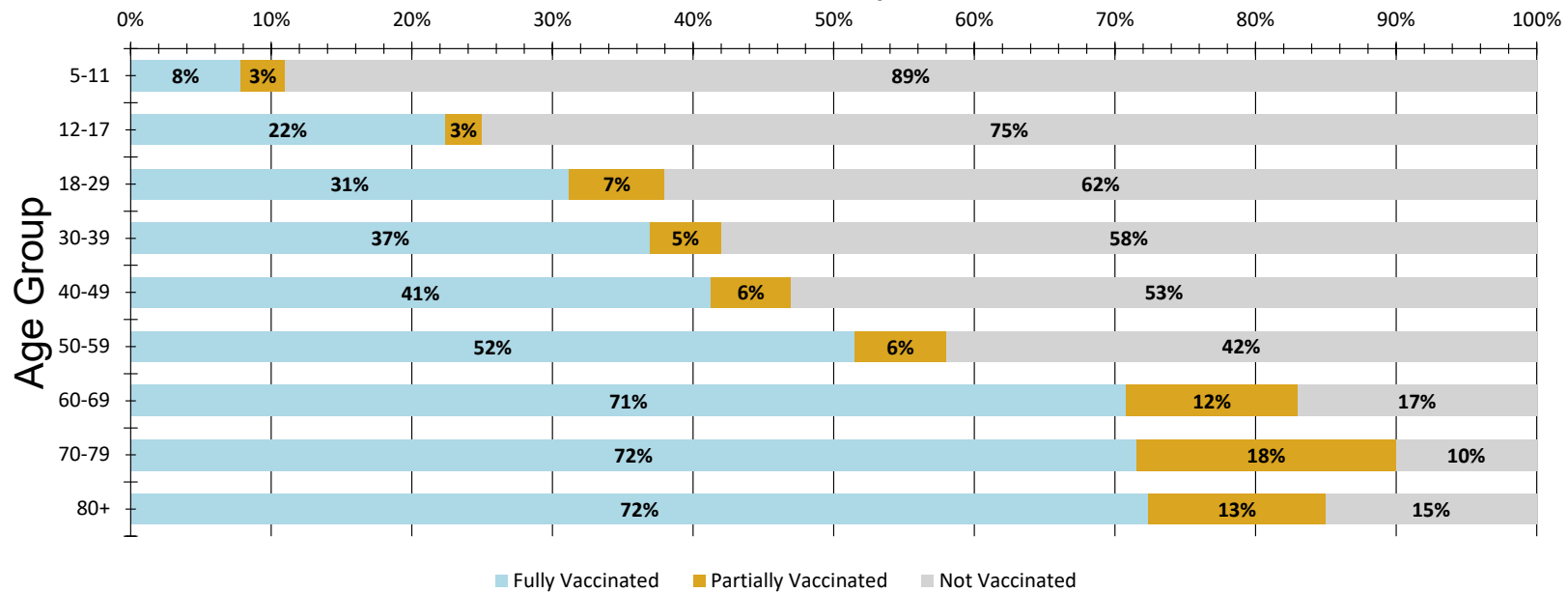


TETON Vaccine Uptake for Eligible Montanans by Age Group as of 4/8/2022

Age Group	Fully Vaccinated	Partially Vaccinated	Not Vaccinated
5-11	8%	3%	89%
12-17	22%	3%	75%
18-29	31%	7%	62%
30-39	37%	5%	58%
40-49	41%	6%	53%
50-59	52%	6%	42%
60-69	71%	12%	17%
70-79	72%	18%	10%
80+	72%	13%	15%
Total	45%	9%	46%

TETON COVID-19 Vaccine - Eligible Montanans Fully Vaccinated [as of 4/8/2022]

Vaccine Uptake

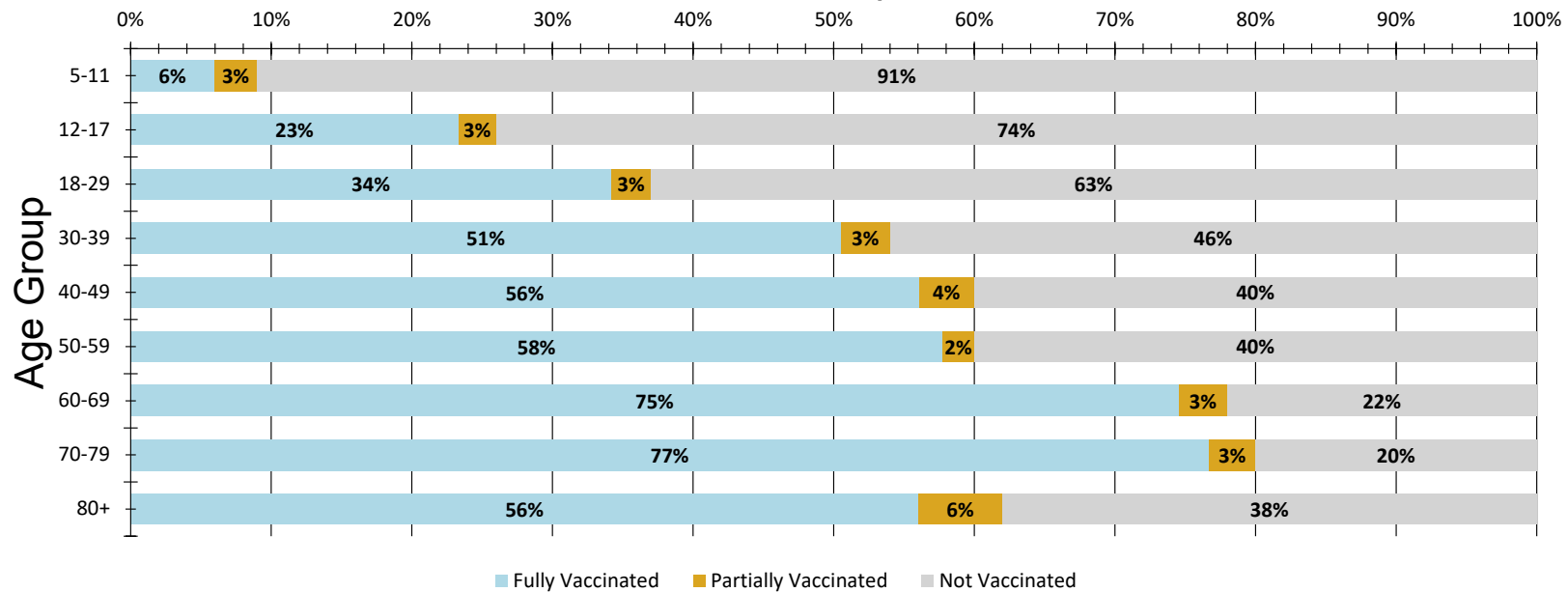


TOOLE Vaccine Uptake for Eligible Montanans by Age Group as of 4/8/2022

Age Group	Fully Vaccinated	Partially Vaccinated	Not Vaccinated
5-11	6%	3%	91%
12-17	23%	3%	74%
18-29	34%	3%	63%
30-39	51%	3%	46%
40-49	56%	4%	40%
50-59	58%	2%	40%
60-69	75%	3%	22%
70-79	77%	3%	20%
80+	56%	6%	38%
Total	50%	3%	47%

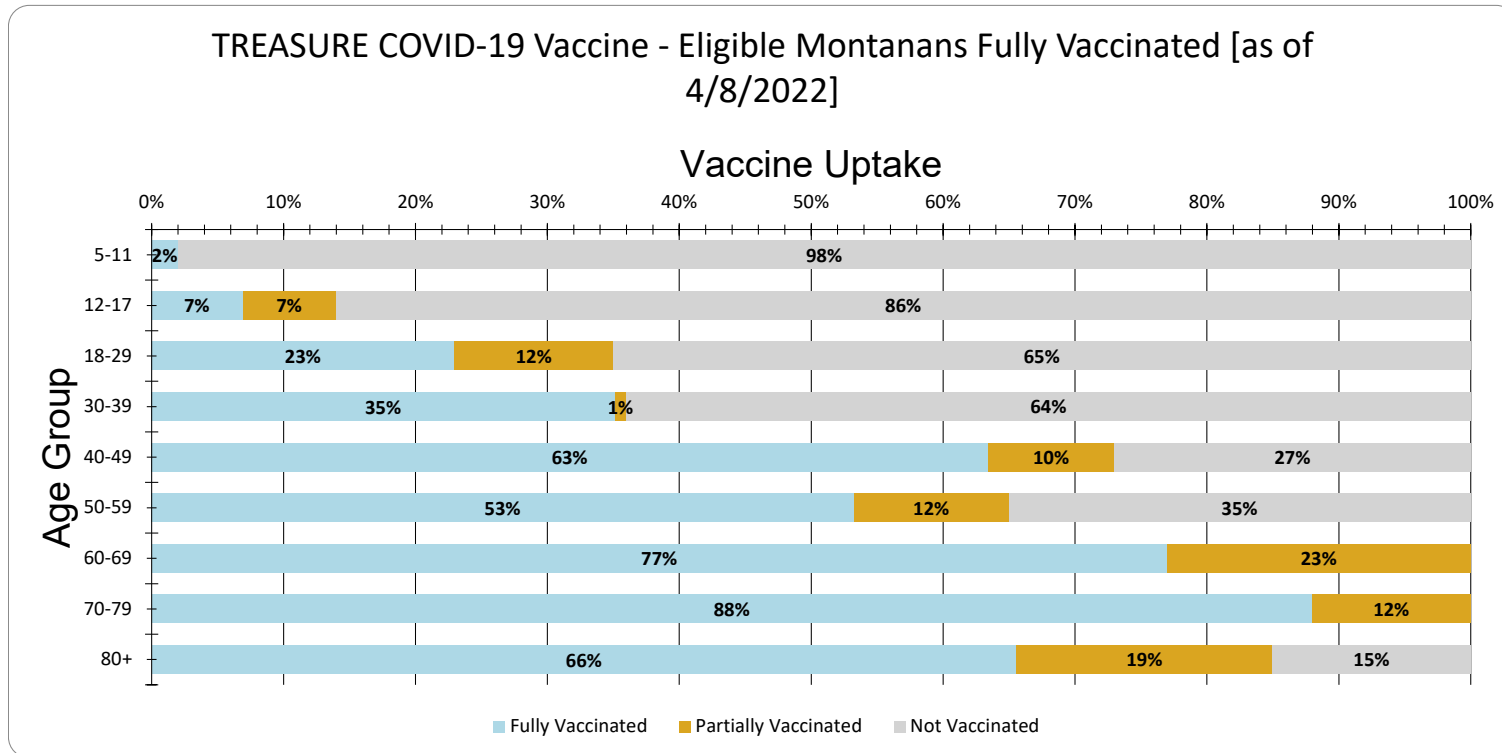
TOOLE COVID-19 Vaccine - Eligible Montanans Fully Vaccinated [as of 4/8/2022]

Vaccine Uptake



TREASURE Vaccine Uptake for Eligible Montanans by Age Group as of 4/8/2022

Age Group	Fully Vaccinated	Partially Vaccinated	Not Vaccinated
5-11	2%	0%	98%
12-17	7%	7%	86%
18-29	23%	12%	65%
30-39	35%	1%	64%
40-49	63%	10%	27%
50-59	53%	12%	35%
60-69	77%	23%	0%
70-79	88%	12%	0%
80+	66%	19%	15%
Total	52%	17%	31%



NOTE: There are potential limiting factors likely resulting in the calculation of >100% for the 60-69 and 70-79 age group:

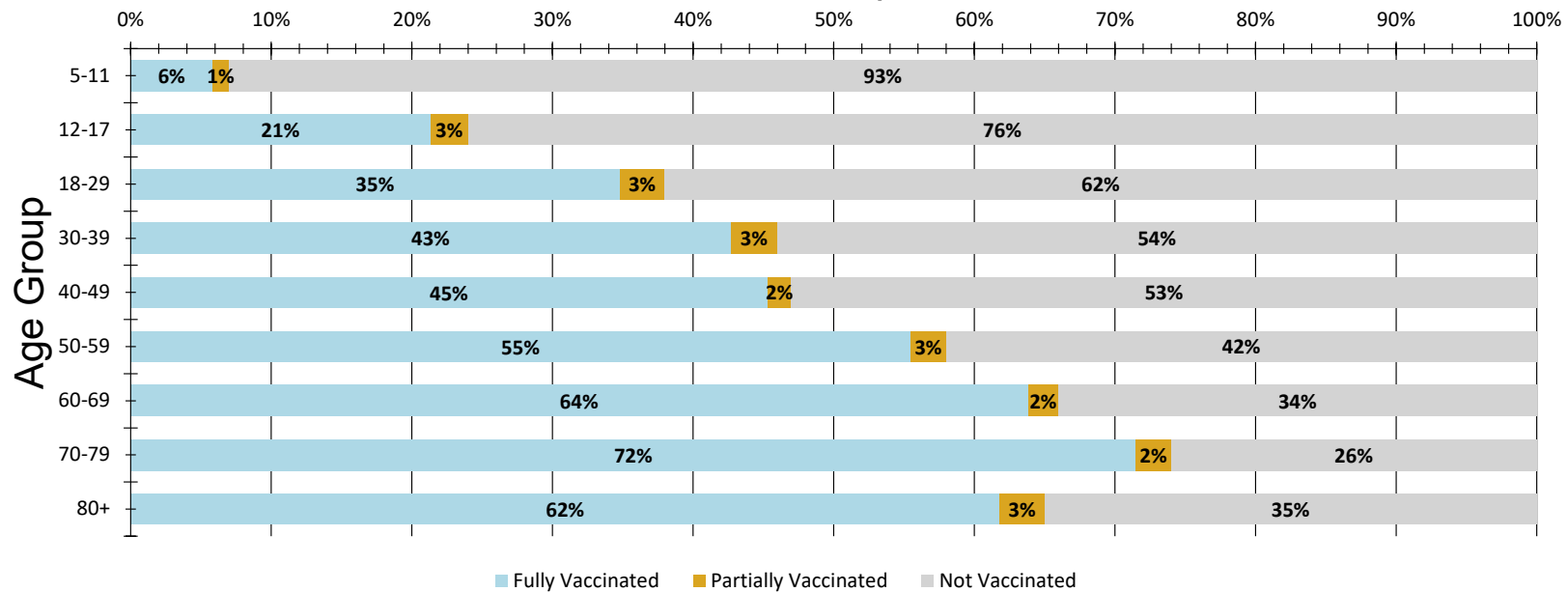
- 1) Population estimates are from 2020 and may be lower than 2021 and 2022 numbers.
- 2) Due to excellent outreach in the county, some doses administered may have been given to out-of-state or out-of-country residents but due to missing residence information, they are defaulted to county of administration (in this case, Treasure).

VALLEY Vaccine Uptake for Eligible Montanans by Age Group as of 4/8/2022

Age Group	Fully Vaccinated	Partially Vaccinated	Not Vaccinated
5-11	6%	1%	93%
12-17	21%	3%	76%
18-29	35%	3%	62%
30-39	43%	3%	54%
40-49	45%	2%	53%
50-59	55%	3%	42%
60-69	64%	2%	34%
70-79	72%	2%	26%
80+	62%	3%	35%
Total	46%	3%	51%

VALLEY COVID-19 Vaccine - Eligible Montanans Fully Vaccinated [as of 4/8/2022]

Vaccine Uptake

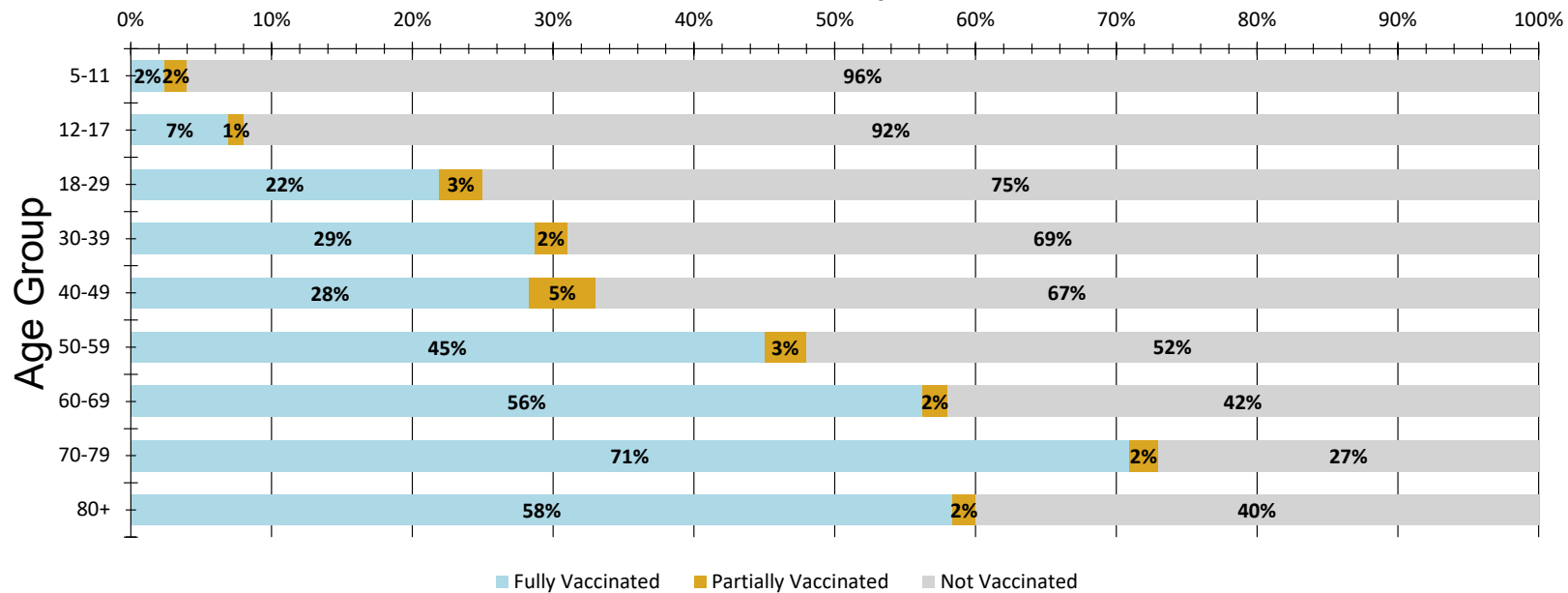


WHEATLAND Vaccine Uptake for Eligible Montanans by Age Group as of 4/8/2022

Age Group	Fully Vaccinated	Partially Vaccinated	Not Vaccinated
5-11	2%	2%	96%
12-17	7%	1%	92%
18-29	22%	3%	75%
30-39	29%	2%	69%
40-49	28%	5%	67%
50-59	45%	3%	52%
60-69	56%	2%	42%
70-79	71%	2%	27%
80+	58%	2%	40%
Total	37%	3%	60%

WHEATLAND COVID-19 Vaccine - Eligible Montanans Fully Vaccinated [as of 4/8/2022]

Vaccine Uptake

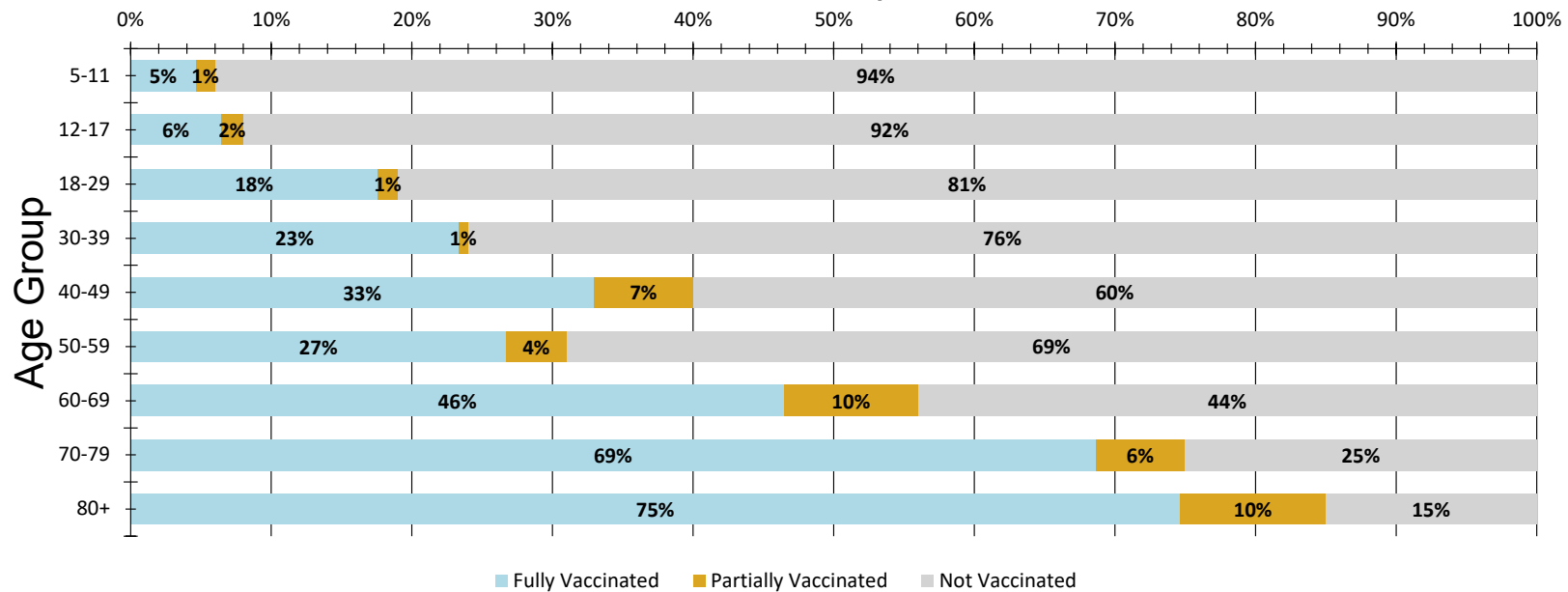


WIBAUX Vaccine Uptake for Eligible Montanans by Age Group as of 4/8/2022

Age Group	Fully Vaccinated	Partially Vaccinated	Not Vaccinated
5-11	5%	1%	94%
12-17	6%	2%	92%
18-29	18%	1%	81%
30-39	23%	1%	76%
40-49	33%	7%	60%
50-59	27%	4%	69%
60-69	46%	10%	44%
70-79	69%	6%	25%
80+	75%	10%	15%
Total	34%	6%	60%

WIBAUX COVID-19 Vaccine - Eligible Montanans Fully Vaccinated [as of 4/8/2022]

Vaccine Uptake



YELLOWSTONE Vaccine Uptake for Eligible Montanans by Age Group as of 4/8/2022

Age Group	Fully Vaccinated	Partially Vaccinated	Not Vaccinated
5-11	14%	5%	81%
12-17	38%	4%	58%
18-29	43%	8%	49%
30-39	50%	6%	44%
40-49	57%	5%	38%
50-59	62%	6%	32%
60-69	78%	5%	17%
70-79	83%	6%	11%
80+	80%	7%	13%
Total	54%	6%	40%

YELLOWSTONE COVID-19 Vaccine - Eligible Montanans Fully Vaccinated [as of 4/8/2022]

Vaccine Uptake

