

GlendoraStation



Foothill Gold Line

Project Overview

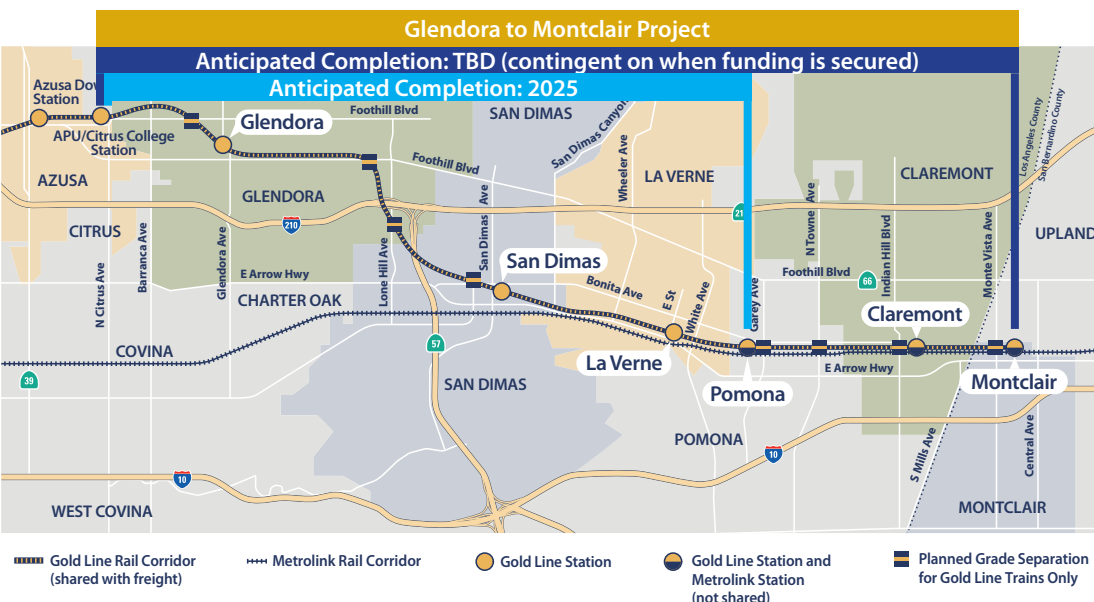
The Foothill Gold Line from Glendora to Montclair is a 12.3-mile extension of the Metro Gold Line light rail system (currently called the L Line). The project will add new stations in Glendora, San Dimas, La Verne, Pomona, Claremont and Montclair - and will be built in phases.

The project broke ground in December 2017 and has completed two of three contracts. In October 2019, the Construction Authority initiated the main design-build contract with Kiewit- Parsons, a Joint Venture (KPJV) to build the fully-funded 9.1-mile Glendora to Pomona project segment. Major construction started in July 2020 and is on track to be completed in early-January 2025. The segment from Pomona to Montclair is not yet funded. The Construction Authority is currently seeking the additional funding needed to complete the full project to Claremont and Montclair.

Los Angeles County's sales tax measure, Measure M, is funding the majority of the project to Pomona, along with residual Measure R dollars not used during the last phase of the project. The State of California is also providing a greenhouse gas reduction grant.

Future Construction Phase: The design-build contract awarded to KPJV includes the first 9.1 miles of the project from Glendora to Pomona. The segment from Pomona to Montclair, including the Claremont and Montclair Stations, is not yet fully funded. The Construction Authority is currently seeking the additional funding needed to complete the project to Claremont and Montclair, which will be built as a separate phase.

The project is overseen by the Foothill Gold Line Construction Authority (Construction Authority), an independent transportation planning, design and construction agency.



PROJECT FAST FACTS

Two Construction Phases:

9.1 miles (Glendora to Pomona); 4 stations
3.2 miles (Pomona to Montclair); 2 stations

Major Construction Began: July 2020

Anticipated Completion Year:

2025 to Pomona
TBD to Claremont & Montclair (contingent on the funding year)

Daily Train Traffic: More than 200 Gold Line trains.

Capacity: 200 passengers per light rail car; two- to three-car trains.

Speed: 55 mph (maximum)

Train Power Source: Electricity

Parking: 302-space parking facility including EV charging stations, bicycle parking and buses and passenger drop off areas

At-Grade (street level) Crossings:

21 to Pomona (5 more to Montclair)

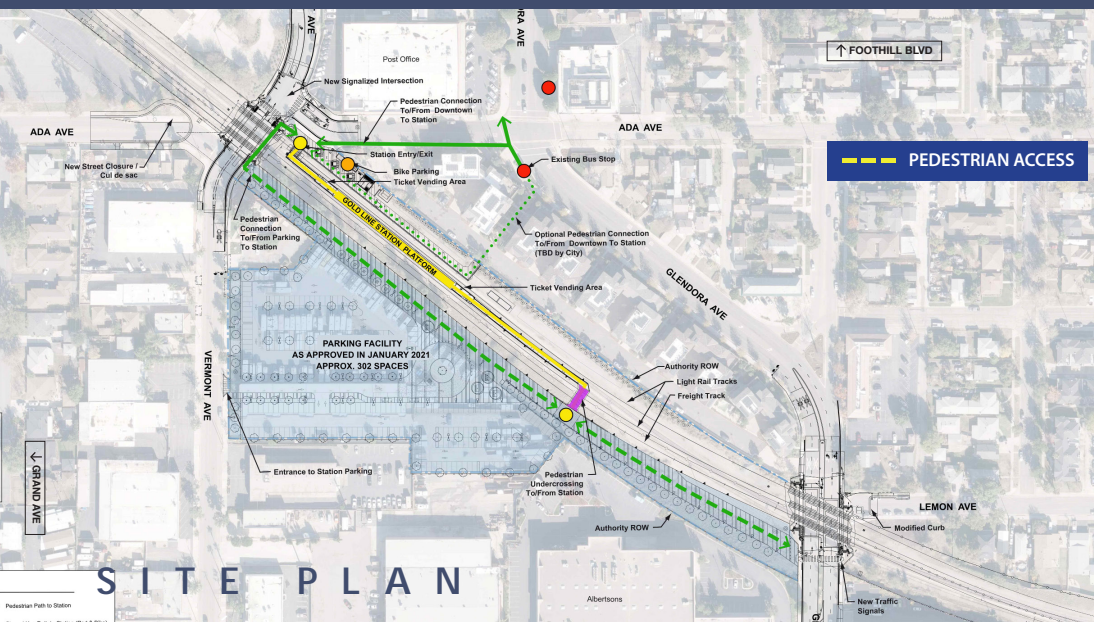
New and Renovated Bridges:

19 to Pomona (5 more to Montclair)

Travel Time: Once the line is in service, a trip from Glendora to Pasadena will take approximately 22 minutes and further to downtown Los Angeles will take approximately 51 minutes.



GLENDORA STATION



SITE PLAN

The Glendora Station and associated 302-space parking facility (with charging stations for EVs, bicycle parking, and bus and drop-off areas) will be located just south of the city's historic downtown, east of Vermont Avenue and west of Glendora Avenue. The station will be a center platform station, with light rail tracks on either side (one for westbound and one for eastbound trains). Once completed, three tracks will run through the City of Glendora within one shared corridor – with two light rail tracks on the north side for the Gold Line and one track for freight on the south. While they will share the rail corridor, light rail trains and freight trains do not share tracks.

Construction – What to Expect

Since construction began in July 2020, the contractor has completed work to relocate 9.1 miles of freight track, reconstruct 21 at-grade street crossings that required long-term street closures, and built or renovated 19 bridges (including four new light rail bridges that across major city streets). In 2023, crews will focus on completing the light rail system, including installing the tracks, power and communication systems; and completing the four new stations with art, as well as constructing the four new station parking facilities. In 2024, the focus will be finishing the parking facilities and testing the new light rail system, as it is prepared to be turned over to LA Metro in early-January 2025. Current and upcoming construction notices are available anytime at foothillgoldline.org.

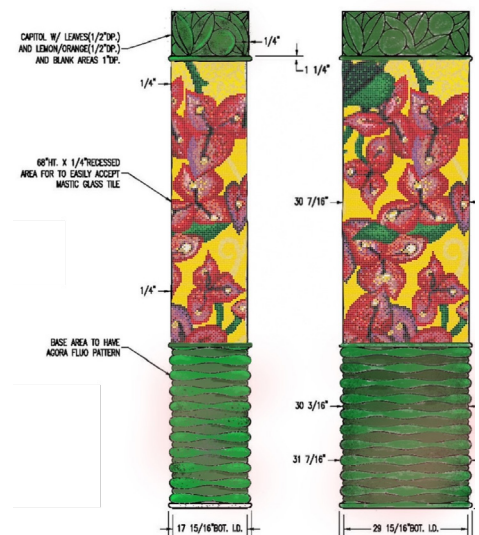
During the remaining construction, the community can expect temporary impacts (such as short-term lane closures, noise mostly from construction vehicles, and other construction-related issues). Permanent changes are occurring due to the project, including: safety enhancements at all street crossings (raised medians, red curbing and turn restrictions within 100 feet of the rail corridor at all street crossings), relocation of the freight track to the southern half of the rail corridor, new fencing and walls along the entire rail corridor, and new overhead lines to power the more than 200 Gold Line trains anticipated to run daily. New light rail bridges are now complete over the Foothill Boulevard/Grand Avenue intersection, at Lone Hill Avenue and at Route 66 for Gold Line trains only (the existing Route 66 freight bridge will remain and be repainted as part of the project). A traffic signal will be installed at the intersection of Elwood Avenue and Foothill Boulevard. West Ada Avenue (west of Vermont Avenue) and Glenwood Avenue have been permanently closed and made into cul-de-sacs at the railroad corridor, as required by the California Public Utilities Commission to improve safety along the corridor.

Glendora Station Art Plan

Glendora Station Artist: Michael Hillman

The city-selected artist is Michael Hillman. Michael's plan for the station art is derived from the rich history of the town in which he lives and works: Glendora. "Glendora Home: A Slice of Sunshine" is the title of Michael's theme for the station and refers to a brand of citrus that was grown and packed in Glendora and the company's slogan: "A Slice of Sunshine." The title also reflects the artist's feelings about Glendora.

Michael draws from the history, culture and landscape of the city to develop the art for the Glendora Station that he hopes will encourage passengers, especially those from the area, to reminisce. Michael's design will interpret local themes in a contemporary way while engaging various senses. To do this, he has designed station landmarks, which are large, oval columns embellished using dazzling glass tesserae tiles in brilliant colors to evoke imagery (including citrus, the foothills, bougainvillea, the brodiaea filifolia flower and water). These sculptural columns will be placed in the station area.



FOR CONSTRUCTION QUESTIONS:

Hotline Call/Text: (626) 513-5788

Email: CommunityRelations@kiewit-parsons.com

Public Information Office: 2100 E. Route 66, Suite 200, Glendora, CA 91740

Sign up to receive construction alerts at www.foothillgoldline.org