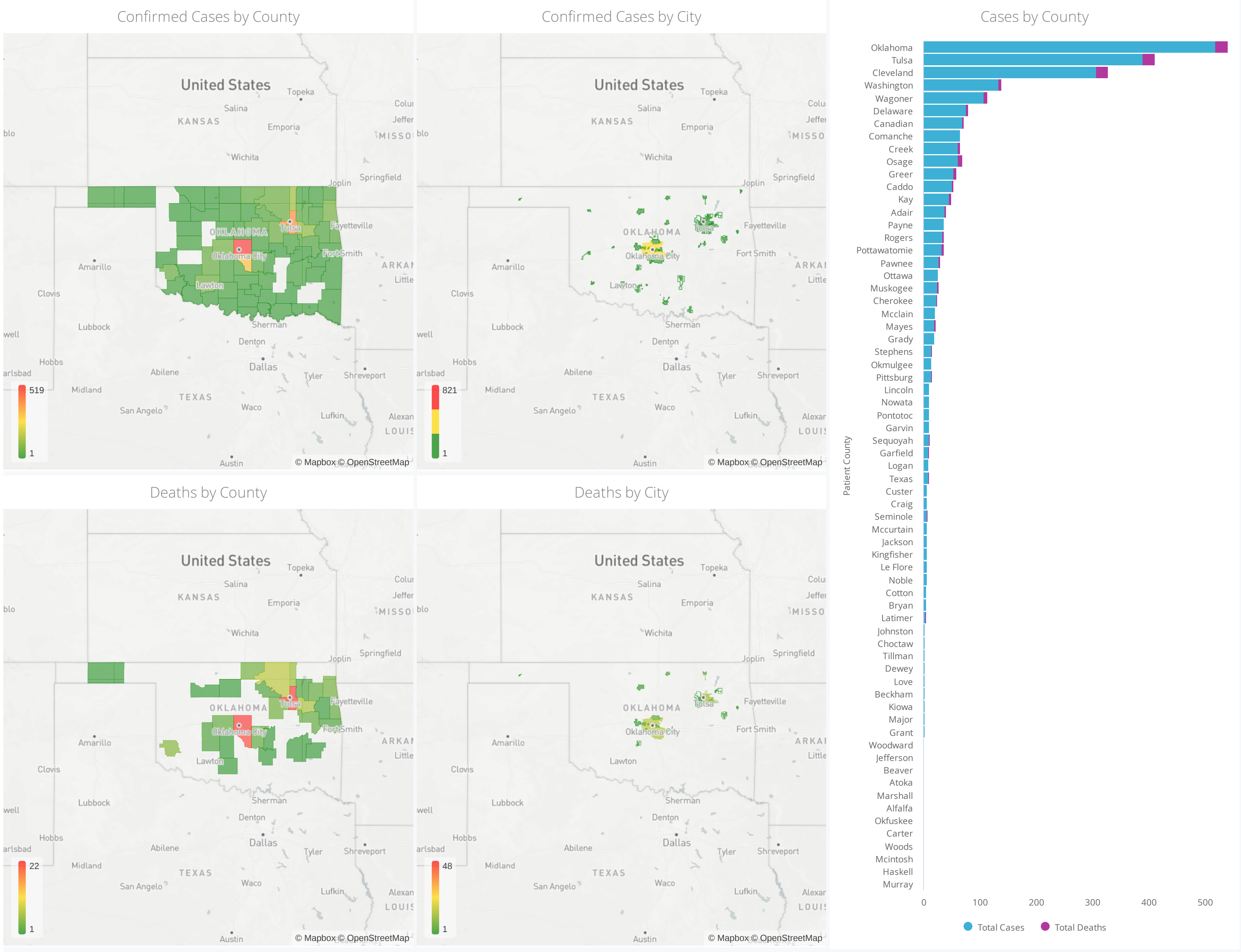


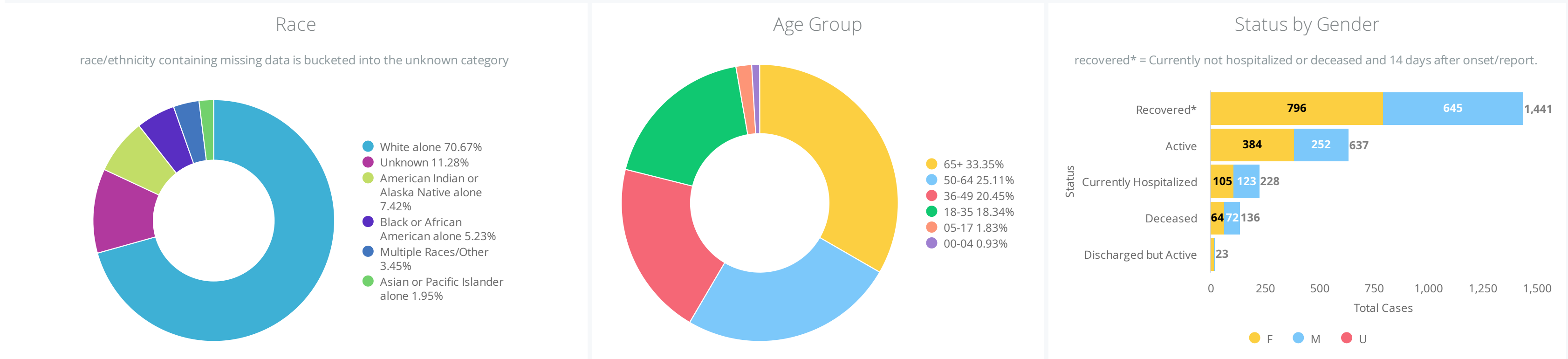
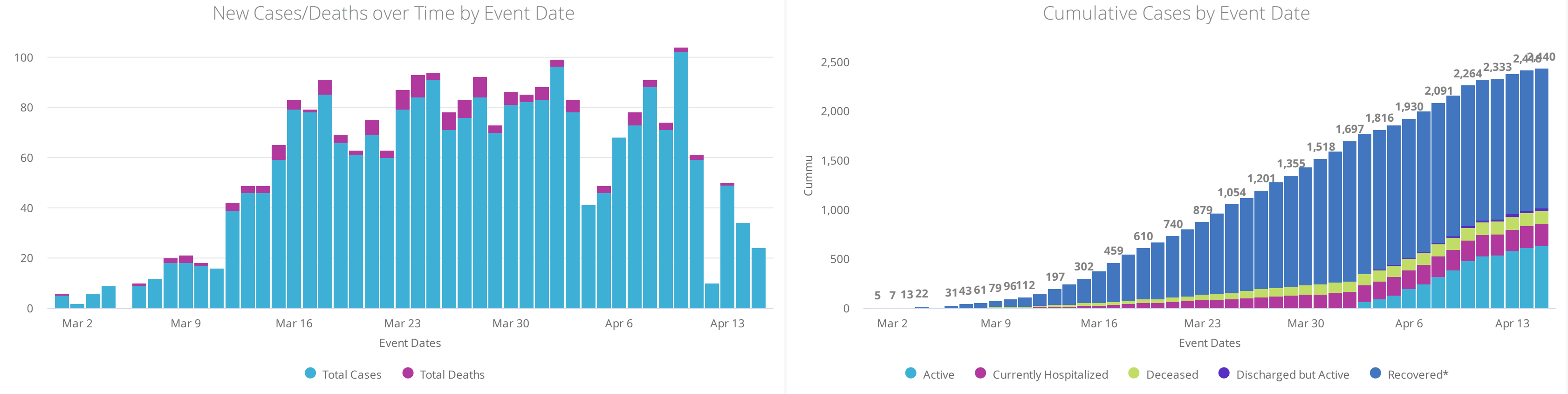
Cases Updated As Of: 2020-04-17

<div>Oklahoma Summary</div> <div>Source: Oklahoma Government</div>	<div>2,465</div> <div>Confirmed Cases</div> <div>▲ 108 since yesterday</div>	<div>136</div> <div>Deaths</div> <div>▲ 5 since yesterday</div>	<div>5%</div> <div>Daily Growth</div> <div>▲ 0% since yesterday</div>
<div>US Summary</div> <div>Source: Johns Hopkins Data Valid Through 2020-04-16</div>	<div>667,801</div> <div>Confirmed Cases</div> <div>▲ 31,451 vs. Yesterday</div>	<div>32,916</div> <div>Deaths</div> <div>▲ 4,590 vs. Yesterday</div>	<div>4.9%</div> <div>Daily Growth</div> <div>▲ 0.22% vs. Yesterday</div>

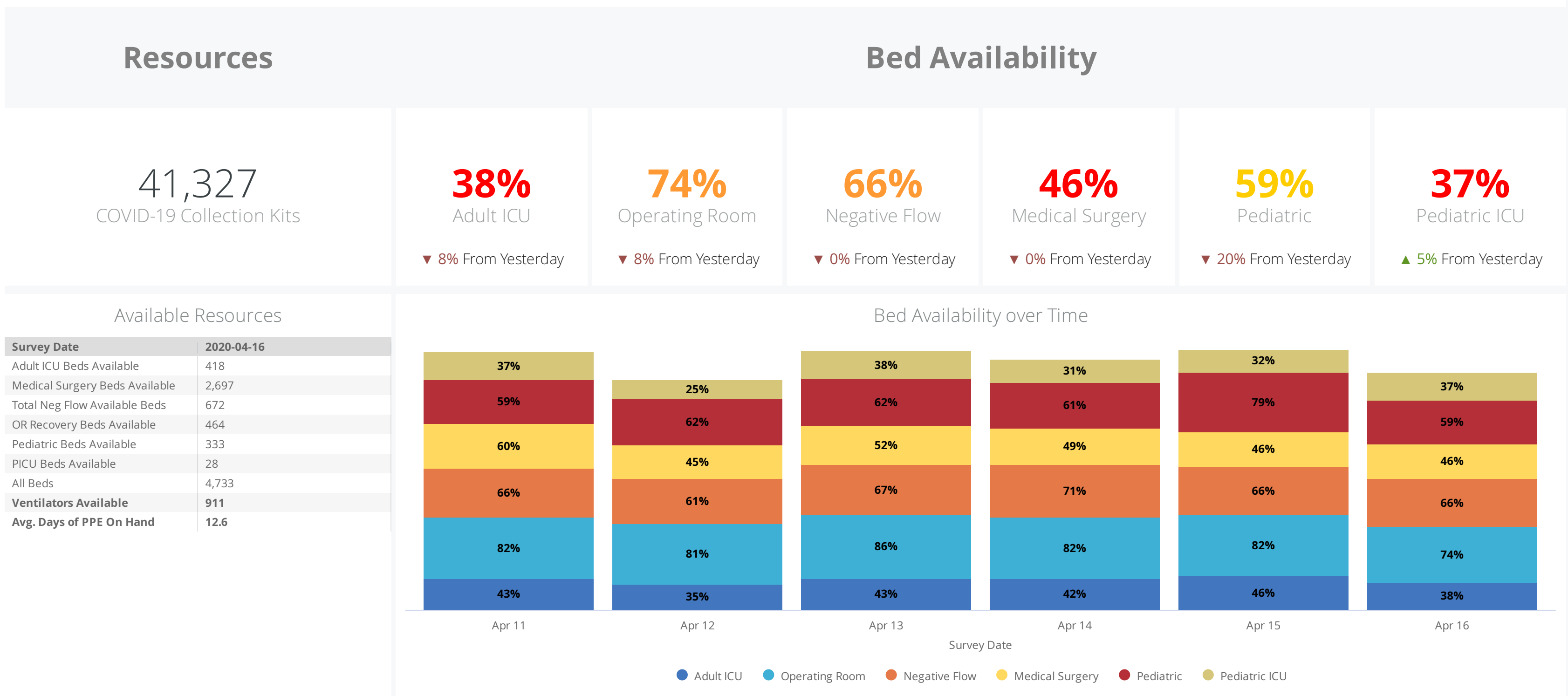


Deaths by County

Deaths by City



City Summary			
Patient City	Total Cases	Total Deaths	
Other	821	48	
Oklahoma City	375	16	
Tulsa	241	13	
Norman	180	15	
Edmond	115	5	
Bartlesville	112	5	
Broken Arrow	82	8	
Moore	57	3	
Lawton	56	0	
Ponca City	41	3	
Yukon	36	1	
Sapulpa	25	1	
Claremore	24	2	
Shawnee	23	3	
Sand Springs	23	1	
Stillwater	21	0	
Tahlequah	20	1	
Glenpool	16	0	
Owasso	16	0	
Bixby	13	0	
Muskogee	12	2	
Bethany	12	1	
Mustang	12	1	
Miami	11	0	
Jenks	11	0	
Mcalester	10	1	
Enid	8	1	
Midwest City	8	2	
Guthrie	8	0	
Duncan	8	0	
Choctaw	7	0	
El Reno	7	1	
Guymon	6	1	
Chickasha	6	1	
Ada	6	0	
Altus	6	0	
Okmulgee	6	0	
Weatherford	5	0	
Warr Acres	5	0	
Durant	4	0	
Del City	4	0	
Newcastle	3	0	
Ardmore	1	0	
Elk City	1	0	
Woodward	1	0	
Totals	2,465	136	



Available Resources

Survey Date	2020-04-16
Adult ICU Beds Available	418
Medical Surgery Beds Available	2,697
Total Neg Flow Available Beds	672
OR Recovery Beds Available	464
Pediatric Beds Available	333
PICU Beds Available	28
All Beds	4,733
Ventilators Available	911
Avg. Days of PPE On Hand	12.6

Bed Availability over Time