



500 Summer St NE E35

Salem, OR, 97301

Voice: 503-945-5772 or 800-527-5772

Fax: 503-373-7689

TTY: 711

www.oregon.gov/OHA/HSD**Date:** November 3, 2020**To:** Oregon Health Policy Board**From:** Dave Baden, CFO, Oregon Health Authority**Subject:** 2020 Quarter 2 CCO Financial Update – COVID Impact

COVID Impact on CCO Cash Flow

The Oregon Health Authority (OHA) has partnered with Coordinated Care Organizations (CCO) throughout 2020 to support providers and the community during this public health emergency. As part of the COVID response, OHA increased the cash flow to CCOs by paying out the 2019 and 2020 quality pool funds early during calendar year 2020. As a condition of this early release, OHA required CCOs to report how they were distributing funds to their network and posted that information to a website. To view the website with OHA's summaries and individual CCO submissions, [click here](#). OHA also tightened the Medical Loss Ratio requirement for 2020¹ to ensure this cash flow was distributed to the providers and community. Ensuring access to high quality providers is critical to the Oregon Health Plan and continues to be a high priority as this emergency persists.

Much of this funding was used to support providers when elective procedures were held by the Governor and personal protective equipment (PPE) was in short supply. A noticeable decline in utilization occurred in Quarter 2 (Q2) of this year. That decline is reflected in an approximate 25% decrease in total paid (i.e. fee-for-service) amounts reported to MMIS in April. By June, the decline in total paid amounts was back within 10% of a recent pre-COVID average. Declines in utilization varied widely by service category, ranging from none for pharmaceutical drugs, to over 80% for non-emergent medical transportation. Please see additional comments in the Q2 summary bullet points below.

The following provides a view into the CCO financial results from Q2 2020.

2020 Q2 Summary and Key Indicators

The Oregon Health Authority (OHA) monitors the financial condition of the Coordinated Care Organizations (CCO) on a quarterly and annual basis. CCOs submit their financials 60 days after the end of the quarter. The financials are posted to the website and reviewed by OHA's internal team.

The first view into the COVID impact on each CCO's financials was their Q2 submissions. OHA uses the quarterly financials to ensure compliance to solvency standards and reviews high-level figures to understand performance; however, the quarterly submission must be evaluated understanding seasonality in the Medicaid program (e.g. Quality Pool funding, etc.) and different accounting treatments for accruals

¹ In CY2020, CCOs are required to hold a Medical Loss Ratio (MLR) of 85% or more. If below 85%, CCOs will be required to rebate money back to OHA. Typically, the 85% MLR is evaluated using a three-year rolling average.

by business model. Specifically, the 2020 early experience is impacted by the two new CCOs (PacificSource Lane and Marion Polk) coming into the market. Generally, OHA relies on the audited annual submission for a final performance review for the CCO program.

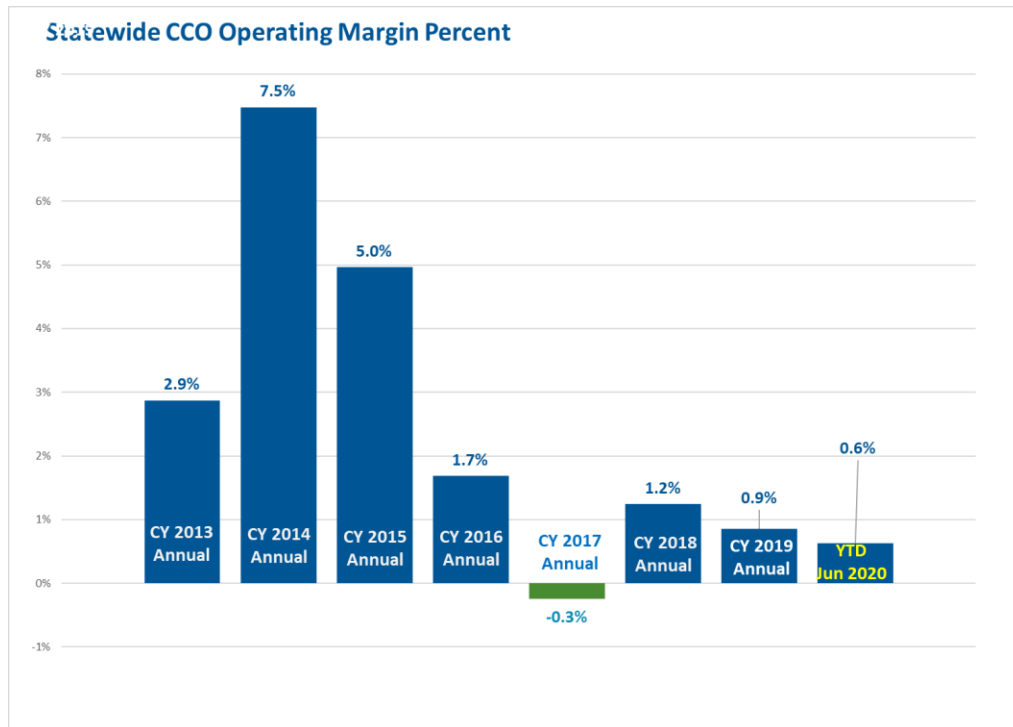
For the 2020 Q2, generally the following was true:

- The CCO program year-to-date statewide operating margin is 0.6%.
- The CCO program went from an approximate \$10.8 million dollar loss and -1.0 operating margin in Q1 2020 statewide², to a \$9.7 million dollar profit and +2.2% operating margin in Q2 2020.
- The CCO program saw a decline in utilization during Q2 as noted in the introduction section. The decline can be observed in changes to per-member service expense from Q1 to Q2, which ranged from -26.3% (Allcare CCO) to +4.0% (Advanced Health). This range excludes the two new CCOs (PacificSource Lane and Marion Polk) and Trillium Community Health Plan due to membership fluctuations. See next section for individual CCO breakdown.
- Due to emergency federal legislation, membership increased approximately 7% in Q2, as members were no longer allowed to be disenrolled from OHP in most circumstances.

Financial Comparisons & Results

The following are financial comparisons that provide more detail and context to the Q2 results.

Statewide CCO Operating Margin: The year-to-date CCO Statewide Financial Result shows a 0.6% operating margin, which indicates a lower year-to-date profitability level for CCOs this year compared to their prior years' financial performance.



² The CCO program would be in a profitable position in Q1 if Trillium Community Health Plan (Lane) experience is excluded. Trillium incurred a \$10.1 million Health Insurance Fee charge that will later be reimbursed, and separately saw a significant decrease in membership.

Member Services and Administrative Costs Breakdown: A breakdown of the key financial ratios by quarter shows a drop of member services spending in Q2 compared to Q1, which resulted in an improved operating margin. Per the analysis into PMPM member service by category, it is assumed the decrease of member service percent in Q2 is linked to the decreased medical service utilization due to COVID-19.

	<u>YTD</u>	<u>Q1</u>	<u>Q2</u>
Member Services	91.4%	93.0%	89.9%
Administrative Costs	8.0%	8.0%	7.9%
Operating Margin	0.6%	-1.0%	2.2%
	<u>100.0%</u>	<u>100.0%</u>	<u>100.0%</u>

Per-Member-Per-Month medical Services Spending Comparison: In Q2, OHA observed a significant drop in the statewide PMPM medical service spending.

	Statewide		
	Q1	Q2	Change
Total Member Service Spending (PMPM)	\$ 431.77	\$ 393.48	-8.9%
Adjusted Total Member Service Spending (PMPM) *	\$ 433.41	\$ 363.70	-16.1%
7. Hospital Services	\$ 158.91	\$ 109.16	-31.3%
8. Physician/Profession Services	\$ 100.06	\$ 87.32	-12.7%
9. Substance Abuse Disorder	\$ 6.46	\$ 9.29	43.8%
10. Mental Health	\$ 54.30	\$ 57.83	6.5%
11. Dental	\$ 24.78	\$ 21.81	-12.0%
12. Prescription Drugs	\$ 65.64	\$ 59.29	-9.7%
13. Transportation	\$ 15.33	\$ 11.42	-25.5%
14. DME & Supplies	\$ 7.91	\$ 7.59	-4.1%
15. Other Member Service Expenses	\$ (1.64)	\$ 29.77	1918.7%
* Adjusted PMPM expense removed data noise from CCOs' discretionary spending in Line 15 "Other Member Service Expenses" (such as quality pool spending, gain/loss absorbed at the sub-capitated entity level).			

The largest drop was noted in the “Hospital Services” category (-31%) and followed by the “transportation” category (-26%). While a spending drop could be seen in most of the member service categories, increases were still noted in three service categories:

- “Other Member Service Expenses” shows a significant increase of 1,918% (Q2 versus Q1). This could be explained by CCOs’ discretionary spending linked to early Quality Pool payment. Most CCOs made significant Quality Pool payments to their providers in Q2, while such spending was none or minimal in Q1.
- “Substance Abuse Disorder” spending shows a significant increase of 44% and “Mental Health” spending shows an increase of 7% in Q2 versus Q1. This increase trend is consistent with the findings of elevated levels

CY2020 Capitation Rates Update
November 2020

of adverse mental health and substance abuse during COVID-19 which was noted in one of CDC's report/surveys. (<https://www.cdc.gov/mmwr/volumes/69/wr/mm6932a1.htm>)

Member Service Expense Change by CCO: Most CCOs see a drop of adjusted PMPM Member Service Expense in Q2 compared to Q1. However, there are still a few of CCOs show increases.

CCO Name	Member Service Expense PMPM change (Q2 vs. Q1)		Q1 Profit (Loss)	Q2 Profit (Loss)	YTD Profit (Loss)
	Original	Adjusted *			
Allcare CCO	-24.2%	-26.3%	(1,302,794)	8,671,228	7,368,434
Cascade Health Alliance	-4.9%	0.4%	440,256	1,177,120	1,617,377
Columbia Pacific	1.0%	-19.1%	(107,489)	(319,170)	(426,660)
Eastern Oregon	2.2%	-4.4%	1,324,676	2,226,495	3,551,171
Health Share of Oregon *	4.2%	-12.1%	4,382,571	(1,083,174)	3,299,397
Inter-community Health Network	-8.9%	-8.9%	(2,869,039)	2,210,526	(658,513)
Jackson Care Connect	8.0%	-17.2%	234,957	(110,542)	124,415
PacificSource Comm. Solutions - Central	-4.9%	-5.0%	430,211	(1,373,720)	(943,509)
PacificSource Comm. Solutions - Gorge	-0.4%	-0.5%	(418,585)	239,078	(179,507)
PacificSource Comm. Solutions - Lane	19.1%	19.1%	(427,108)	(6,752,246)	(7,179,354)
PacificSource Comm. Solutions - Marion Polk	3.8%	3.8%	536,988	(3,770,614)	(3,233,626)
Trillium Comm. Health Plan	-68.5%	-68.5%	(14,891,421)	2,137,035	(12,754,386)
Umpqua Health Alliance	-13.1%	-12.0%	155,872	2,886,832	3,042,703
Advanced Health	7.6%	4.0%	427,978	738,486	1,166,464
Yamhill Community Care	-7.9%	-7.8%	1,267,193	2,781,568	4,048,761
* Adjusted PMPM expense removed data noise from CCOs' discretionary spending in Line 15 "Other Member Service Expenses" (such as quality pool spending, gain/loss absorbed at the sub-capitated entity level).			(10,815,735)	9,658,902	(1,156,833)

Continued Evaluation

Based on the review of 2020 Q2, OHA's early release of the quality pool funds and the available revenue due to the dip in medical utilization was shared with providers and the community across the CCOs.

While there was a statewide reduction in per-member, per-month medical service spending; the substance abuse and mental health spending stayed the same or increased from Q1 to Q2. Generally, CCOs are in a positive position after the Q2 submission, but are not holding on to a significant amount of profit.

OHA will continue to monitor the CCO's financials as there is significant room for change as OHA receives Q3 and Q4 submissions that are due November 30, 2020, and April 30, 2021 respectively.

COVID-19 Weekly Report

Oregon's Weekly Surveillance Summary
Novel Coronavirus (COVID-19)



Oregon Public Health Division

Published October 28, 2020

Background

COVID-19 Weekly Report data will be finalized every Sunday at 11 p.m. PDT, and the report will be published on Wednesday. **Please note that the data reported here are continually being updated. For daily up-to-date information, visit the OHA COVID-19 web page: <https://govstatus.egov.com/OR-OHA-COVID-19>.**

As of 11 p.m. Sunday, October 26, there have been 42,436 cases of COVID-19 reported to the Oregon Health Authority. Of these, 2,156 (5.1%) are “presumptive” cases—i.e., people with COVID-19-like symptoms and close contact with a confirmed case, but who did not have a confirmatory laboratory test. Though not confirmed, presumptive cases are highly likely to have COVID-19, given their specific symptoms and known exposure. Presumptive cases are encouraged to seek testing to confirm that they do have COVID-19. Presumptive cases who test positive are recategorized as confirmed cases.

These data represent a snapshot of COVID-19 risk factors and clinical and demographic characteristics of cases, and they include data on cases with pending investigations. Not all cases have been interviewed at the time of this report. The data shown in this report come from Oregon’s electronic disease surveillance system for reportable diseases.

During the week of October 18–October 24,* 31,448 Oregonians were tested for COVID-19, and 6.5% of them had a positive result.† Not all positive tests represent new cases; some are from specimens collected from people who had already been counted as presumptive cases. The number includes tests done at all locations, including commercial non-hospital-based laboratories, hospital laboratories and Oregon State Public Health Laboratory.

The original version of this document posted on October 28 included errors in the Weekly Summary, the Child Care Facilities reporting active outbreaks table, the HOSCAP tables, and the total number of cases associated with congregate living settings.

Weekly Report Summary

During Monday, October 19, through Sunday, October 25, OHA recorded 2,642 new cases of COVID-19 infection—up 14% from last week’s tally of 2,327 and the highest weekly tally recorded in Oregon to date. The number of Oregonians newly tested rose another 8.6%, to 31,448; the percentage of tests that were positive held steady at 6.5%. Twenty-seven Oregonians were reported to have died in association with COVID-19—compared to 28 last

* This date range aligns with CDC’s “MMWR week.”

† Does not include antibody (serology) tests. Percent positivity is now calculated using specimen collection date.

COVID-19 Weekly Report

Oregon's Weekly Surveillance Summary
Novel Coronavirus (COVID-19)



Oregon Public Health Division

Published October 28, 2020

week. One hundred forty-four Oregonians were hospitalized. The 42,436 COVID-19 cases reported in Oregon to date computes to 1,002 cases per 100,000 Oregonians, or just over 1% of the population. Of these, 655—1.5% of all cases reported to date—have died in association with COVID-19, giving a mortality rate of 15.5 deaths per 100,000 Oregonians. Recent data on mortality in Oregon, including deaths related to COVID-19, are available at <https://public.tableau.com/profile/oha.center.for.health.statistics>.

The incidence of reported infection has been highest in persons 20–49 years of age, who account for 39% of Oregon's population and 56% of reported cases. Persons <30 years of age make up 37% of Oregon's population and have accounted for 37% of reported cases but only 9% of hospitalizations and 0.3% of deaths. Hospitalization and death rates increase with age. Although only 3.6% of Oregonians are 80 years of age or older, they account for 332 (51%) of COVID-19-associated deaths; 490 (75%) of the deaths are among Oregonians 70 years of age or older. Additional data are available at <https://public.tableau.com/profile/oregon.health.authority.covid.19#!/vizhome/OregonCOVID-19CaseDemographicsandDiseaseSeverityStatewide/DemographicData>.

Clinical Characteristics, Risk Factors and Demographic Characteristics

Figure 1 shows the number of cases reported by week of onset and epidemiologic link. Figure 2 shows the number of sporadic cases reported by week of onset and race. Figure 3 shows the number of sporadic cases reported by week of onset and ethnicity. Figure 4 provides information on signs and symptoms from all COVID-19 cases. Of 42,436 cases, 32,300 (76.1%) reported having signs and symptoms of COVID-19. The most commonly reported symptoms are cough (n=21,549, 50.8%) and headache (n=20,618, 48.6%). Figure 3 provides information on the percentage of COVID-19 cases that report symptoms. Figure 4 provides information on risk factors from all COVID-19 cases. The most common risk factors are having contact with a known COVID-19 case prior to symptom onset (n=28,604 67.4%) and having underlying medical conditions (n=18,983, 44.7%). Note that a person may report more than one sign/symptom or risk factor.

COVID-19 Weekly Report

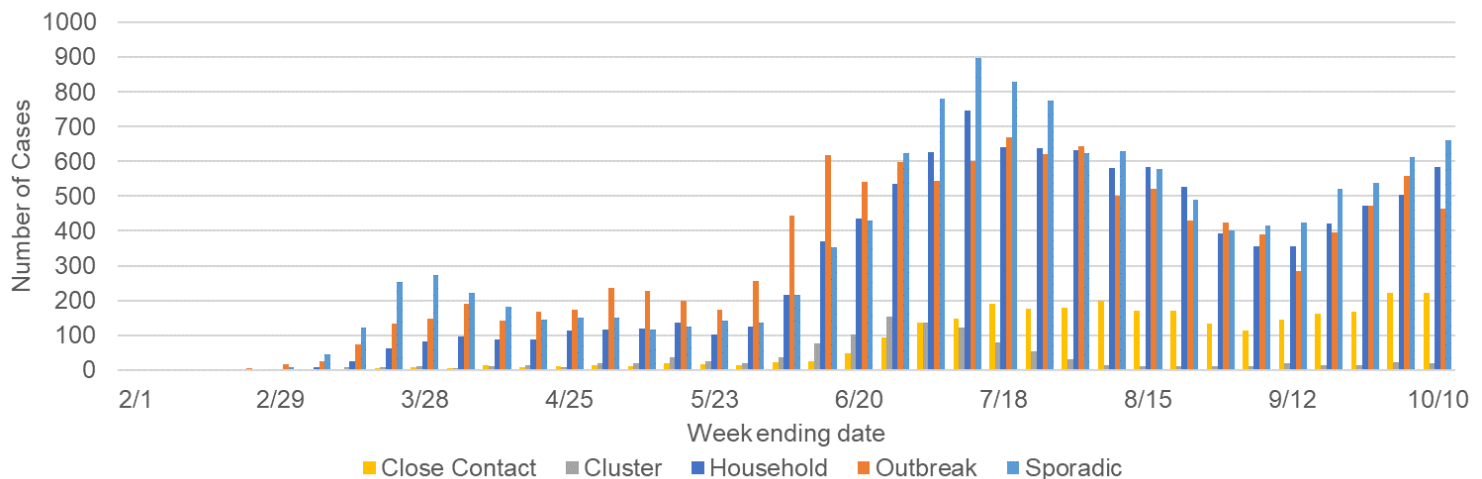
Oregon's Weekly Surveillance Summary
Novel Coronavirus (COVID-19)



Oregon Public Health Division

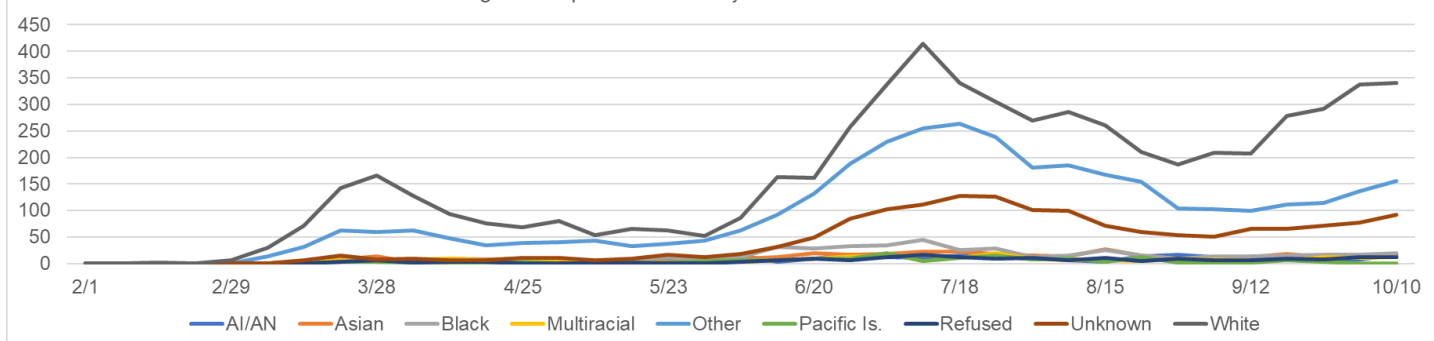
Published October 28, 2020

Figure 1. Epidemiologic link of COVID-19 cases by week of onset



Where displayed by week in this report, case data are categorized by week of reported symptom onset, not by date of case report. This results in reduced numbers in the most recent week or more due to reporting lags.

Figure 2. Sporadic cases by race and week of onset



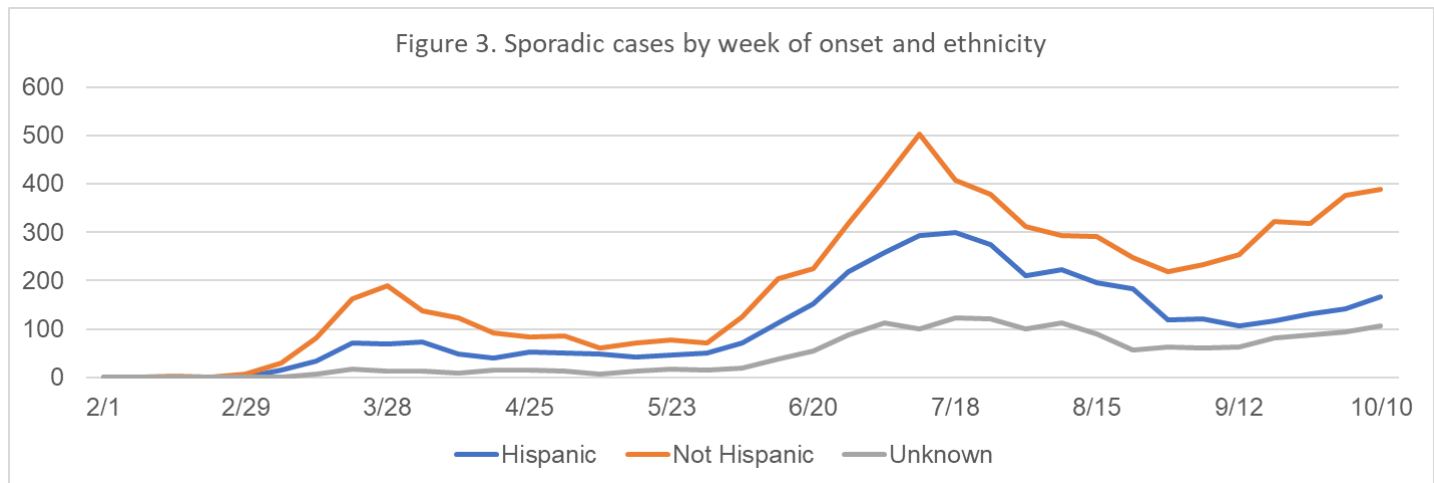
COVID-19 Weekly Report

Oregon's Weekly Surveillance Summary
Novel Coronavirus (COVID-19)



Oregon Public Health Division

Published October 28, 2020



Epidemiologic link designations

Sporadic: Cases who do not have known exposure to another case or outbreak.

Outbreak: Cases who have a shared, defined exposure with at least one other case. For example, a defined exposure could be an event, a workplace, a congregate facility, etc.

Cluster: Cases who had contact with another case, but the exposure is not well defined. For example, cases from two households who interacted many times prior to illness onset.

Household: Cases who were exposed to another case in their household.

Close contact: Cases who were exposed to another case, not in their household. This designation was added on 7/15.

Due to the lag between case reporting and case investigation, the proportion of cases categorized as sporadic is high in the most recent week or more; some of these cases will be recategorized after investigation is completed.

COVID-19 Weekly Report

Oregon's Weekly Surveillance Summary
Novel Coronavirus (COVID-19)



Oregon Public Health Division

Published October 28, 2020

Figure 4. Reported signs and symptoms for all COVID-19 cases

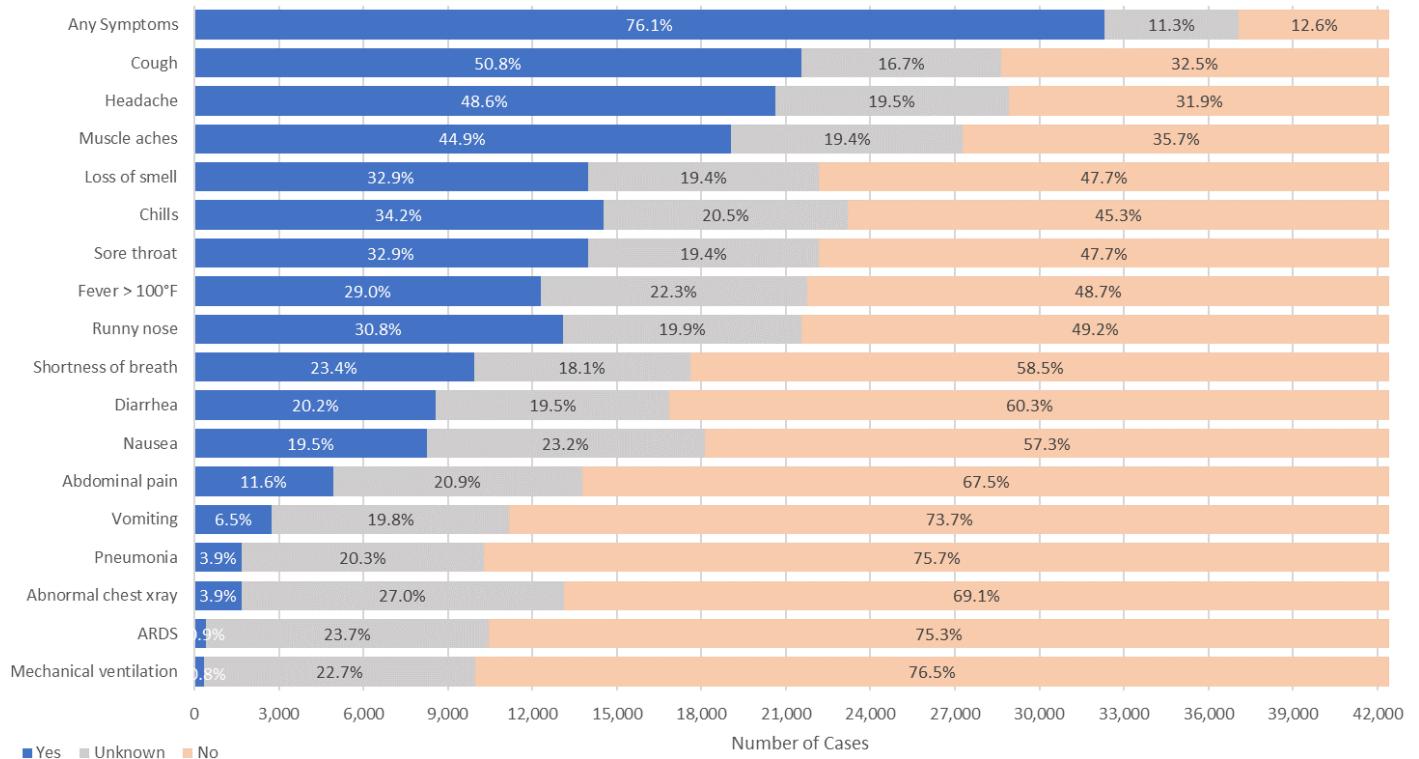
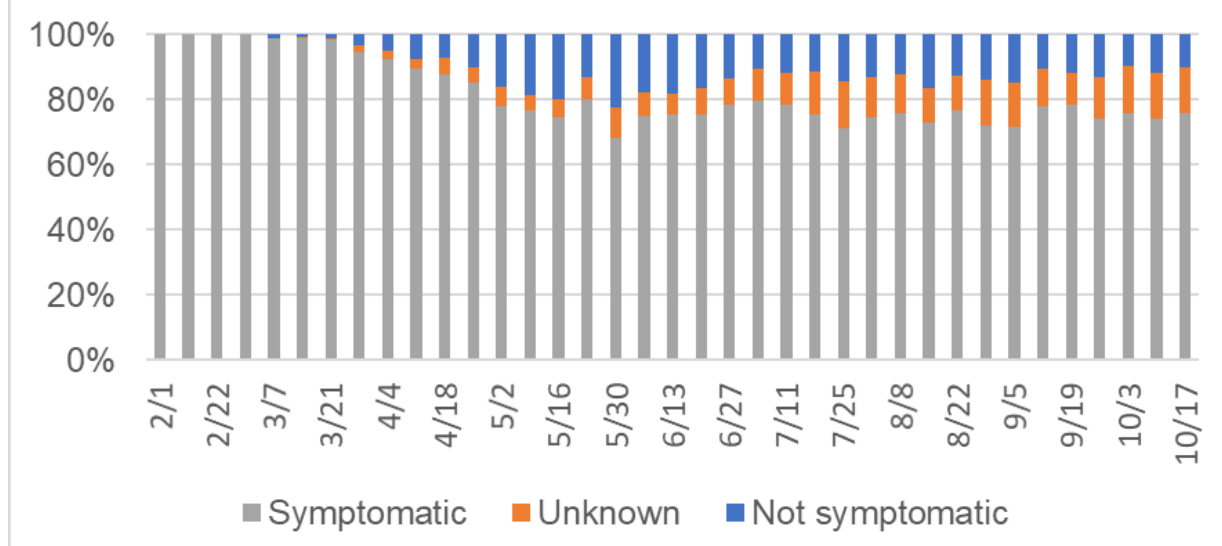


Figure 5. Reported symptoms among COVID-19 cases



COVID-19 Weekly Report

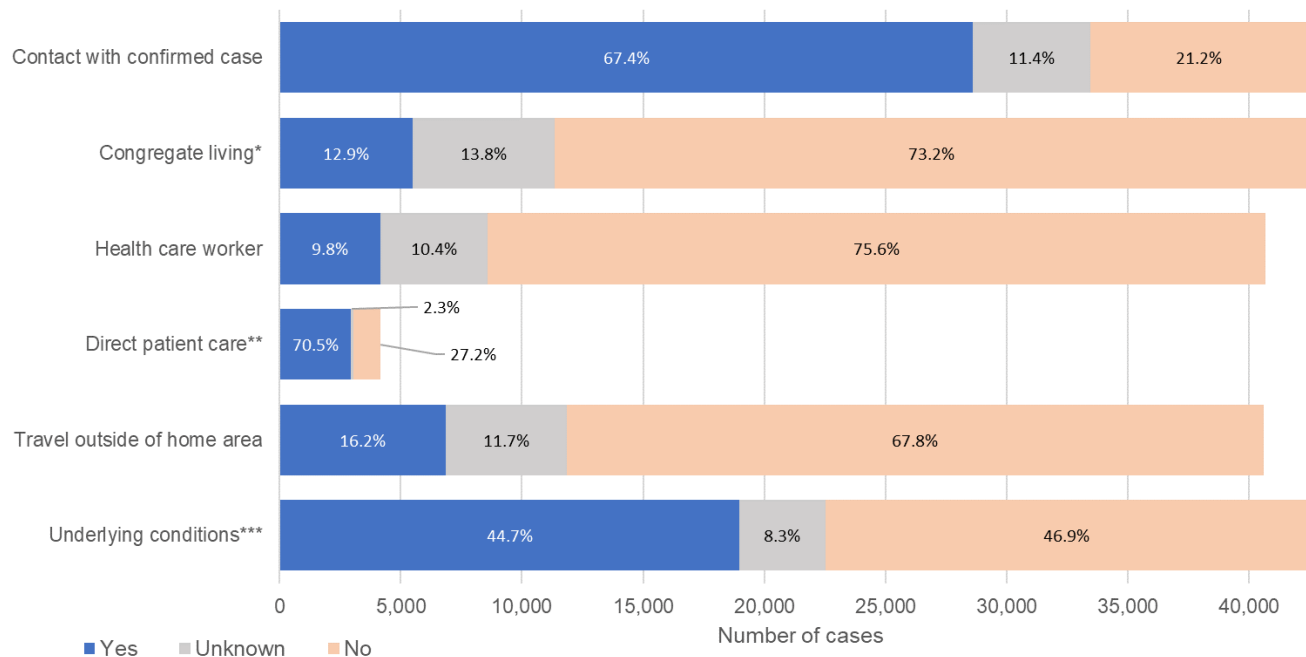
Oregon's Weekly Surveillance Summary
Novel Coronavirus (COVID-19)



Oregon Public Health Division

Published October 28, 2020

Figure 6. Reported risk factors from all COVID-19 cases



*Congregate living situations include, but are not limited to, long-term care facilities, group homes, prisons, and shelters. Data include people with confirmed cases who live or work in congregate living situations.

**Direct patient care is only asked if a case is a healthcare worker or volunteer. The denominator is the number of healthcare workers or volunteers.

***Underlying medical conditions include cardiovascular disease, chronic liver disease, chronic lung disease, chronic renal disease, current or former smoker, diabetes mellitus, immunocompromised condition, neurologic and neurodevelopmental conditions, obesity, or other chronic diseases.

The following tables show the demographic characteristics for all COVID-19 cases. Tables 1 and 2 show case counts and severity by demographic categories. Figures 7 and 8 show the case demographic distribution by week of onset. Tables 3 and 4 show race and ethnicity, respectively. Figures 9 and 10 show race and ethnicity by week of onset, respectively.

COVID-19 Weekly Report

Oregon's Weekly Surveillance Summary
Novel Coronavirus (COVID-19)



Oregon Public Health Division

Published October 28, 2020

Table 1. Severity and rates of COVID-19 by sex

Sex	Cases	% of total cases	Cases per 100,000 ^a	Hospitalized	% Hospitalized	Deaths	Case fatality
Male	20,402	48.1%	948.6	1,636	8.0%	365	1.8%
Female	21,872	51.5%	1,017.0	1,451	6.6%	290	1.3%
Non-Binary	4	0%	n/a	0	0.0%	0	0%
Not available	158	0%	n/a	4	2.5%	0	0%
Total	42,436	100.0%	1,001.7	3,091	7.3%	655	1.5%

^a Population data were compiled from the 2019 Annual Oregon Population Report, which is produced by the Population Research Center, Portland State University

Figure 7. COVID-19 cases by sex and week of onset

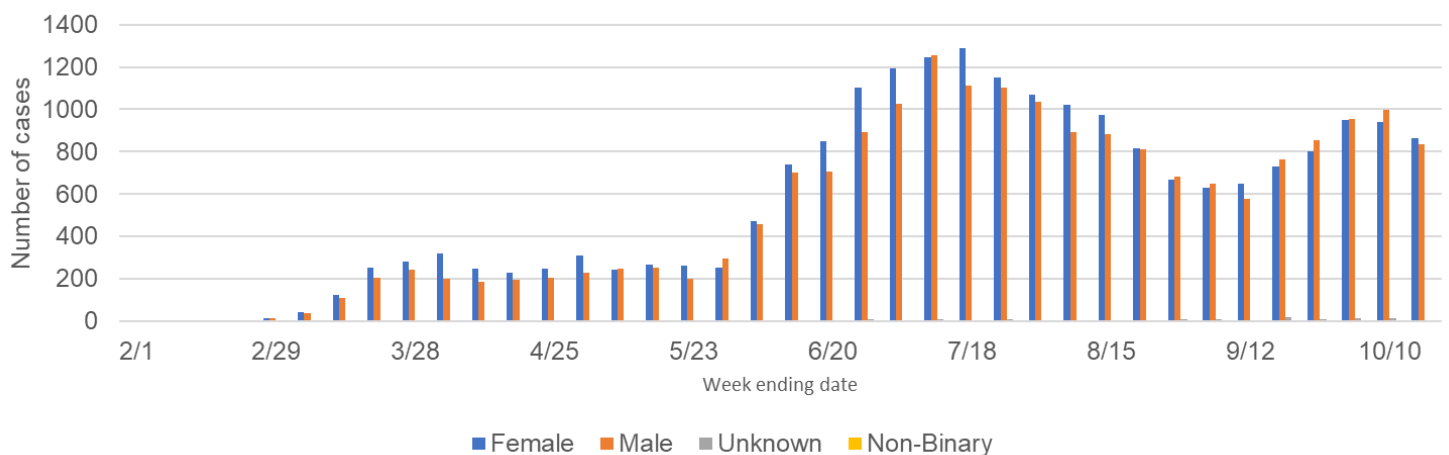


Table 2. Severity and rates of COVID-19 by age group

Age group	Cases	% of total cases	Cases per 100,000 ^a	Hospitalized	% Hospitalized	Deaths	Case fatality
0-9	2,046	4.8%	426.3	35	1.7%	0	0%
10-19	4,624	10.9%	930.8	43	0.9%	0	0%
20-29	9,223	21.7%	1,661.0	213	2.3%	1	0%
30-39	7,563	17.8%	1,306.6	248	3.3%	5	0%
40-49	6,741	15.9%	1,240.6	355	5.3%	14	0.2%
50-59	5,357	12.6%	1,001.2	494	9.2%	42	0.7%
60-69	3,333	7.9%	617.9	590	17.7%	103	2.9%
70-79	2,000	4.7%	588.1	598	29.9%	158	7.6%
80+	1,507	3.6%	898.9	514	34.1%	332	21.3%
Not available	42	0.1%	-	1	-	0	0.0%
Total	42,436	100.0%	1,001.7	3,091	7.3%	655	1.5%

COVID-19 Weekly Report

Oregon's Weekly Surveillance Summary
Novel Coronavirus (COVID-19)



Oregon Public Health Division

Published October 28, 2020

^aPopulation data were compiled from the 2019 Annual Oregon Population Report, which is produced by the Population Research Center, Portland State University

Figure 8. COVID-19 cases by age group and week of onset

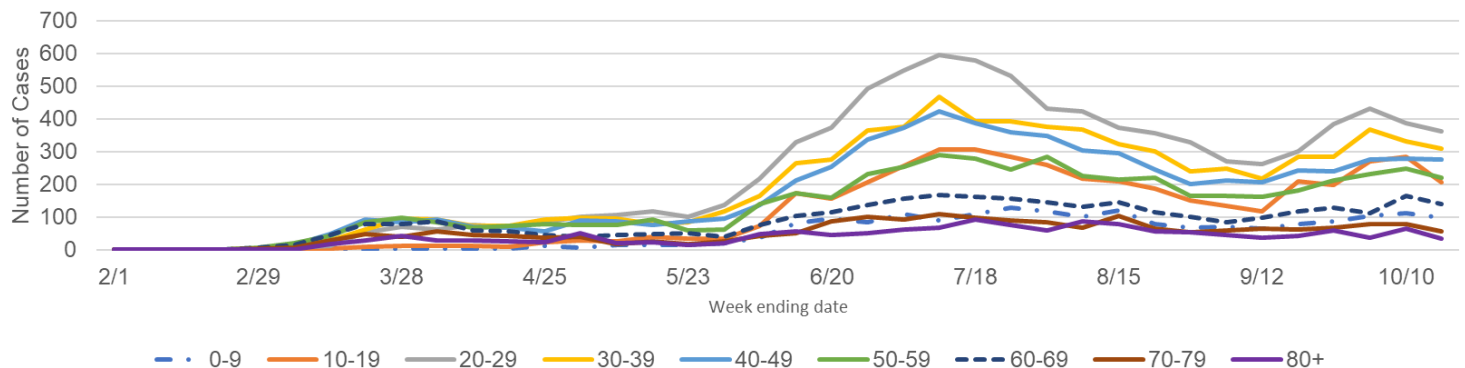


Table 3. Severity and rates of COVID-19 by race^a

Race	Cases	% of total cases	Cases per 100,000 ^b	Hospitalized	% Hospitalized	Deaths	Case fatality
White	18,398	43.4%	514.4	1,737	9.4%	443	2.4%
Black	1,381	3.3%	1,710.6	122	8.8%	13	0.9%
Asian	1,175	2.8%	648.8	106	9.0%	20	1.7%
American Indian/Alaska Native	1,022	2.4%	2,096.9	99	9.7%	12	1.2%
Pacific Islander	655	1.5%	3,942.9	86	13.1%	7	1.1%
Other	13,859	32.7%	n/a	708	5.1%	70	0.5%
>1 race	846	2.0%	420.9	49	5.8%	13	1.5%
Not available	5,100	12.0%	n/a	184	3.6%	77	1.5%
Total	42,436	100.0%	1,001.7	3,091	7.3%	655	1.5%

^aDuring the case investigation, people are asked to self-report their race, ethnicity, tribal affiliation, country of origin, or ancestry.

^bNational Center for Health Statistics (NCHS). Estimates of the resident population of the U.S. by year, county, age, bridged race, Hispanic origin, and sex (Vintage 2018). 2) Census Bureau Population Estimates: U.S. Census bureau, Population Division, Annual Estimates of the Resident Population by Age, Sex, Race, and Hispanic Origin for counties (Vintage 2018)

^c13,467 (97.2%) of the 13,859 persons who identify as "Other" race also self-identify as Hispanic or Latino.

COVID-19 Weekly Report

Oregon's Weekly Surveillance Summary
Novel Coronavirus (COVID-19)



Oregon Public Health Division

Published October 28, 2020

Figure 9. COVID-19 cases by race and week of onset

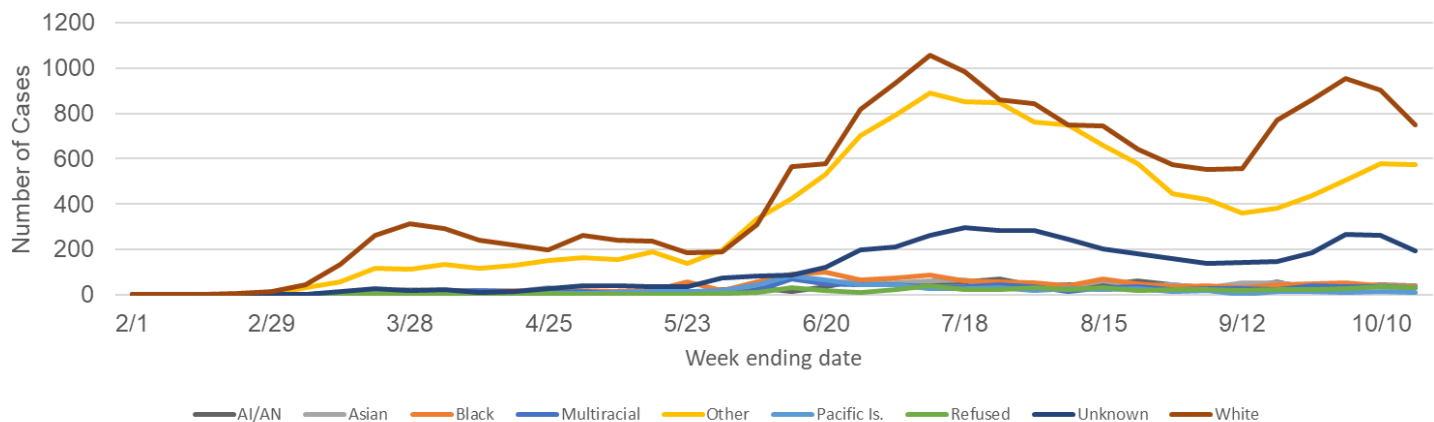


Table 4. Severity and rates of COVID-19 by ethnicity

Ethnicity	Case count	% of total cases	Cases per 100,000 ^a	Hospitalized	% Hospitalized	Deaths	Case fatality
Hispanic	15,796	37.2%	2,904.8	825	5.2%	85	0.5%
Non-Hispanic	21,514	50.7%	582.6	1,994	9.3%	454	2.1%
Not available	5,126	12.1%	n/a	272	5.3%	116	2.3%
Total	42,436	100.0%	1,001.7	3,091	7.3%	655	1.5%

^aNational Center for Health Statistics (NCHS). Estimates of the resident population of the US by year, county, age, bridged race, Hispanic origin, and sex (Vintage 2018). 2) Census Bureau Population Estimates: U.S. Census bureau, Population Division, Annual Estimates of the Resident Population by Age, Sex, Race, and Hispanic Origin for counties (Vintage 2018)

COVID-19 Weekly Report

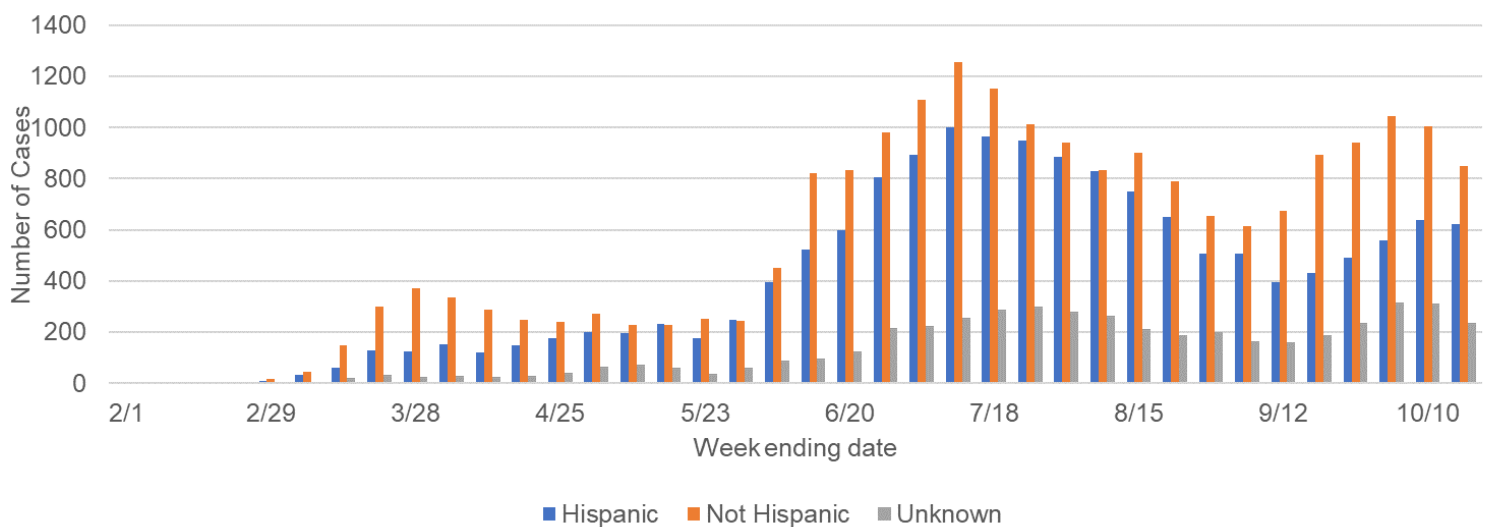
Oregon's Weekly Surveillance Summary
Novel Coronavirus (COVID-19)



Oregon Public Health Division

Published October 28, 2020

Figure 10. COVID-19 cases by ethnicity and week of onset



Follow-up

Figure 11 shows the percentage of cases that were called within 24 hours of being reported to public health by race. Figure 12 shows the percentage of cases that were called within 24 hours of being reported to public health by ethnicity. Figure 13 shows the percentage of cases that were interviewed, by race. Figure 14 shows the percentage of cases that were interviewed, by ethnicity.

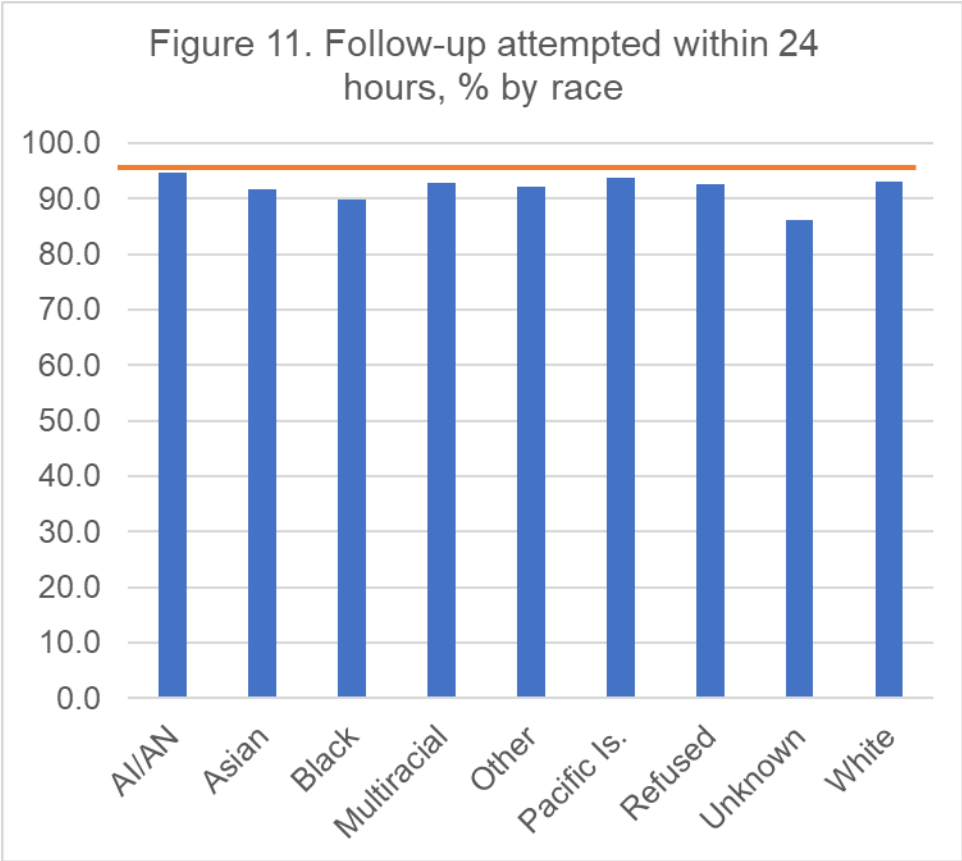
COVID-19 Weekly Report

Oregon’s Weekly Surveillance Summary
Novel Coronavirus (COVID-19)



Oregon Public Health Division

Published October 28, 2020



^a Race and ethnicity data are collected when cases are interviewed. Race and ethnicity data for cases that were not interviewed are abstracted from laboratory reports and medical records if it is available.

^b The orange line represents the state metric for timely follow up for all cases: 95%.

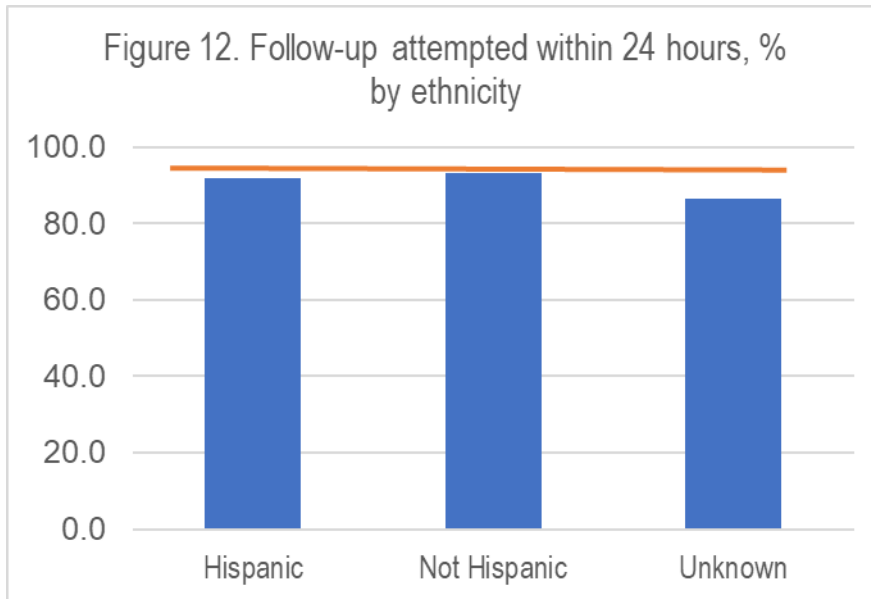
COVID-19 Weekly Report

Oregon's Weekly Surveillance Summary
Novel Coronavirus (COVID-19)



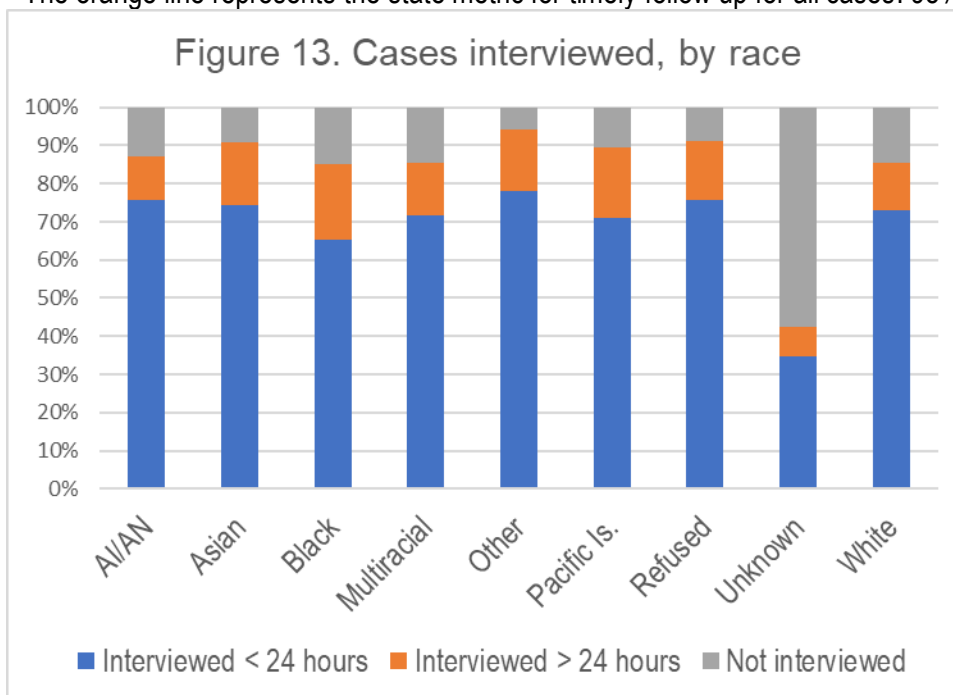
Oregon Public Health Division

Published October 28, 2020



^a Race and ethnicity data are collected when cases are interviewed. Race and ethnicity data for cases that were not interviewed are abstracted from laboratory reports and medical records if it is available.

^b The orange line represents the state metric for timely follow up for all cases: 95%.



^a Race and ethnicity data are collected when cases are interviewed. Race and ethnicity data for cases that were not interviewed are abstracted from laboratory reports and medical records if it is available.

Data are provisional and subject to change.

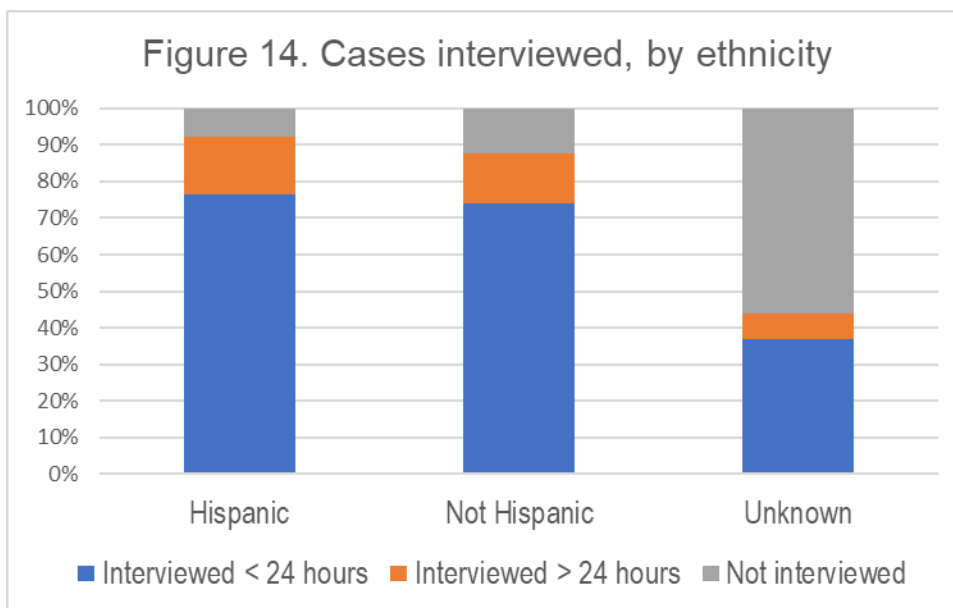
COVID-19 Weekly Report

Oregon's Weekly Surveillance Summary
Novel Coronavirus (COVID-19)



Oregon Public Health Division

Published October 28, 2020



^aRace and ethnicity data are collected when cases are interviewed. Race and ethnicity data for cases that were not interviewed are abstracted from laboratory reports and medical records if it is available.

Recovery

OHA staff periodically call people with reported COVID-19 who experienced fever, cough, shortness of breath or diarrhea and were initially interviewed before May 1, when OHA changed its definition of recovery, to inquire about resolution of symptoms. This group includes 1,884 people who were all diagnosed before mid-April and have not succumbed to their illness. Among these, 1,682 (88.8%) are considered to have recovered, and a recovery date is available for 1,387 people; their time to recovery is depicted in Figure 15. Of these 1,884 people, 16 (0.8%), have not yet recovered; and recovery status is not available for 186 (9.8%). People are assumed to have recovered three days after resolution of all symptoms. The median time to recovery among non-hospitalized symptomatic cases is 20 days (interquartile range: 15–29 days); among symptomatic cases who were hospitalized it is 26 days (interquartile range: 18–37 days).

COVID-19 Weekly Report

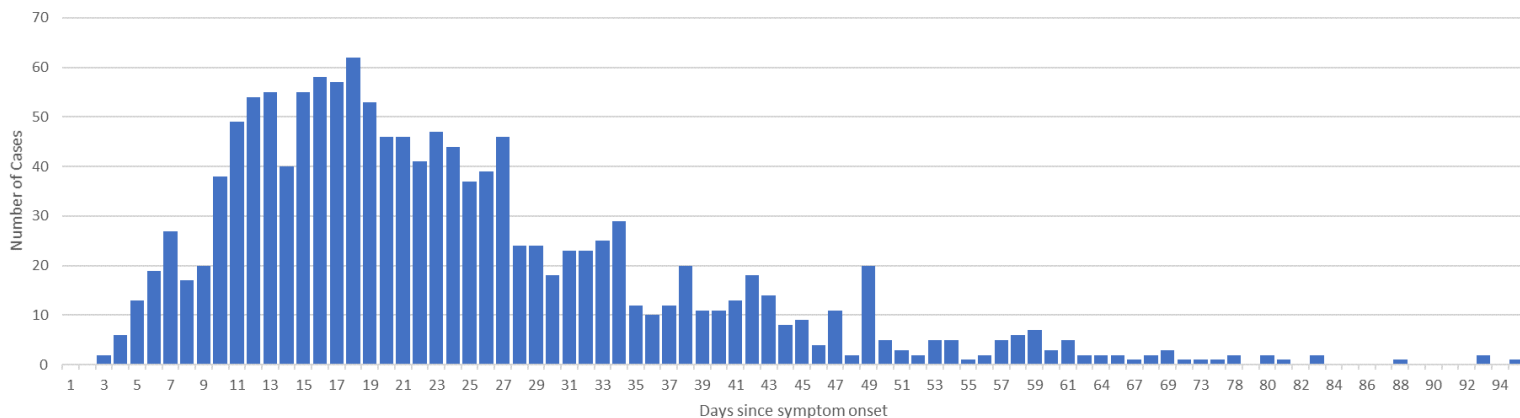
Oregon's Weekly Surveillance Summary
Novel Coronavirus (COVID-19)



Oregon Public Health Division

Published October 28, 2020

Figure 15. Time to recovery* among symptomatic people** with confirmed COVID-19 (n=1,387)



*Three days after reported resolution of diarrhea, cough, shortness of breath and fever.

** Includes cases who were interviewed about their date of recovery before a change in recovery definition on May

*** This was last updated on 9/16; Data will be updated again as new information is available.

Weekly Care Facility, Senior Living Communities and Congregate Living Settings Report

OHA is publishing data on cases and deaths in care facilities, senior living communities, and congregate living settings that have three or more confirmed COVID-19 cases or one or more deaths (Table 5). Facilities with outbreaks that are considered resolved are moved to the closed outbreak list (Table 6). An outbreak is considered resolved if no new cases are identified for 28 days after the last case onset. Facilities will be removed from the closed outbreak list after 56 days. This list does not include correctional facilities.

In addition to the facilities listed, OHA is aware of 65 congregate settings of five or fewer beds that have three or more confirmed COVID-19 cases or one or more deaths. Because foster homes typically have relatively few residents, OHA follows the Oregon Department of Human Services practice in not naming these locations to protect patient privacy.

To date, there has been one death of a staff person who worked in a congregate care setting from COVID-19. To protect patient privacy, OHA does not report employee deaths by workplace or other potentially identifying information. Similar information will be released in the future in weekly reports only if OHA determines that such information, in addition to other information it releases, and information released by other agencies, like the Centers for Medicaid and Medicare Services, cannot be used to identify an individual. To date, there have been 3,710 cases and 385 deaths associated with congregate care settings.

COVID-19 Weekly Report

Oregon's Weekly Surveillance Summary
Novel Coronavirus (COVID-19)



Oregon Public Health Division

Published October 28, 2020

Table 5. Active outbreaks in care facilities, senior living communities and congregate living settings with three or more confirmed COVID-19 cases or one or more COVID-19 related deaths (n=61)

Facility name	County	First reported	Total cases ^a	Total deaths ^a
Miramont Pointe Assisted Living	Clackamas	7/19/2020	15	1
Touchmark in the West Hills	Washington	7/22/2020	18	3
Tierra Rose Care Center	Marion	7/28/2020	21	0
Maryville	Washington	8/9/2020	72	7
Countryside Living of Canby	Clackamas	8/22/2020	11	0
Umpqua Valley	Douglas	8/31/2020	11	0
Marquis Centennial Post Acute Rehab	Multnomah	9/5/2020	70	4
St. Anthony Village	Multnomah	9/7/2020	9	0
The Springs at Willow Creek	Marion	9/9/2020	22	0
Flagstone Senior Living	Wasco	9/13/2020	51	12
West Hills Health & Rehab	Multnomah	9/15/2020	3	0
Battlecreek Memory Care	Marion	9/18/2020	16	1
Capital Manor	Polk	9/18/2020	3	0
Rosewood Memory Care	Washington	9/20/2020	13	2
Sapphire at Gateway	Multnomah	9/21/2020	64	3
The Oaks at Sherwood Park	Marion	9/22/2020	6	0
Farmington Square Adult Living	Lane	9/22/2020	21	5
Gateway Living	Lane	9/23/2020	13	0
Elder Health and Living	Lane	9/24/2020	5	0
Marquis Vermont Hills	Multnomah	9/25/2020	13	1
St. Mary's Home for Boys	Washington	9/27/2020	23	0
Forum at Town Center - Happy Valley	Clackamas	9/29/2020	3	0
The Ackerly at Timberland	Washington	10/1/2020	6	1
Royalton Place	Clackamas	10/1/2020	16	0
Avamere Riverpark of Eugene	Lane	10/2/2020	7	0
Timber Pointe Senior Living	Lane	10/2/2020	4	0
Hearthstone at Murrayhill	Washington	10/2/2020	14	0
Seaview Senior Living Memory Care Unit	Curry	10/2/2020	23	1
Avamere Rehabilitation	Coos	10/2/2020	3	0
Cascade Terrace	Multnomah	10/3/2020	10	1
Hillside Brookdale	Yamhill	10/5/2020	3	0
Ashley Manor Senior Living	Klamath	10/5/2020	5	0
Avamere Health Services of the Rogue Valley	Jackson	10/5/2020	4	0

COVID-19 Weekly Report

Oregon's Weekly Surveillance Summary
Novel Coronavirus (COVID-19)



Oregon Public Health Division

Published October 28, 2020

Facility name	County	First reported	Total cases ^a	Total deaths ^a
Orchards Assisted Living	Jackson	10/5/2020	7	0
Rogue Valley Manor	Jackson	10/6/2020	3	0
Robison Jewish Health Center	Multnomah	10/7/2020	7	1
Bend Transitional Care	Deschutes	10/7/2020	3	0
Marquis Mill Park Post Acute Rehab	Multnomah	10/7/2020	9	0
Tanner Springs memory care	Clackamas	10/8/2020	5	0
Salem Transitional Care	Marion	10/8/2020	7	0
Bonaventure Senior Living Gresham	Multnomah	10/8/2020	10	0
Holladay Park Plaza	Multnomah	10/9/2020	6	1
Hearthstone	Jackson	10/10/2020	4	0
Parkhurst Place	Hood River	10/11/2020	3	1
Ochoco Manor Apartments	Crook	10/13/2020	7	1
Advocate Care	Multnomah	10/14/2020	4	0
Avamere transitional care at Sunnyside	Marion	10/14/2020	4	0
Avamere Rehabilitation of Clackamas	Clackamas	10/14/2020	5	0
Mennonite Home	Linn	10/14/2020	6	1
Forest Grove Rehabilitation & Care Center	Washington	10/15/2020	6	0
Mary's Woods	Clackamas	10/15/2020	3	0
Rose Linn Vintage Place	Clackamas	10/15/2020	3	0
Linda Vista	Jackson	10/16/2020	6	0
Marquis Tualatin Post Acute Rehab	Washington	10/16/2020	15	0
NW Memory Care in Florence	Lane	10/18/2020	3	0
Oregon City Health Care Center	Clackamas	10/18/2020	3	0
Sweet Bye N Bye	Marion	10/19/2020	28	2
Gracelen Terrace	Multnomah	10/19/2020	3	0
Arcadia Senior Living	Multnomah	10/19/2020	4	0
Timber Town Living	Douglas	10/19/2020	4	0
Dungarvin Residential Facility	Multnomah	10/20/2020	4	0
Bonaventure of Salem	Marion	10/23/2020	5	0
Total	-	-	755	49

^aCase and death counts include all cases and deaths associated with the outbreak (e.g., staff, residents, close contacts)

COVID-19 Weekly Report

Oregon's Weekly Surveillance Summary
Novel Coronavirus (COVID-19)



Oregon Public Health Division

Published October 28, 2020

Table 6. Recently resolved outbreaks in care facilities, senior living communities and congregate living settings with three or more confirmed COVID-19 cases or one or more COVID-19 related death (n=77)

Facility name	County	First reported	Total cases ^a	Total deaths ^a
Laurelhurst Village Rehabilitation	Multnomah	6/18/2020	3	1
The Springs at Wilsonville	Clackamas	6/18/2020	19	0
Farmington Square Salem Assisted Living	Marion	6/23/2020	34	8
Guardian Angel Homes	Umatilla	6/26/2020	18	1
Capitol Manor	Polk	7/6/2020	9	0
Monterey Court	Clackamas	7/7/2020	22	5
Regency Hermiston	Umatilla	7/13/2020	97	15
Mountain Park Memory Care	Clackamas	7/14/2020	34	4
Sun Terrace	Umatilla	7/15/2020	10	2
Forest Grove Rehabilitation and Care Center	Washington	7/19/2020	4	0
Tabor Crest	Multnomah	7/20/2020	24	3
Wellsprings Assisted Living	Malheur	7/20/2020	6	1
Friendship Health Center	Multnomah	7/21/2020	4	0
Terwilliger Plaza	Multnomah	7/21/2020	12	1
Farmington Square Beaverton	Washington	7/23/2020	14	3
Regency Park	Washington	7/23/2020	22	1
St. Andrews Memory Care	Multnomah	7/23/2020	22	1
The Springs at Tanasbourne	Washington	7/26/2020	6	1
Emerson House	Multnomah	7/29/2020	46	7
Pear Valley Senior Living	Jackson	7/30/2020	4	0
Rock of Ages	Yamhill	7/30/2020	38	2
Parkland Village	Yamhill	7/30/2020	4	1
Hillside Place	Lincoln	7/30/2020	28	4
The Taft House	Multnomah	7/30/2020	7	0
O'Hara's Manor	Multnomah	7/31/2020	31	2
Dallas Retirement Village	Polk	7/31/2020	6	2
Avamere Crestview of Portland	Multnomah	8/1/2020	29	2
Murray Highland Memory Care	Washington	8/1/2020	34	7
Creekside Rehabilitation and Nursing	Multnomah	8/1/2020	50	6

COVID-19 Weekly Report

Oregon's Weekly Surveillance Summary
Novel Coronavirus (COVID-19)



Oregon Public Health Division

Published October 28, 2020

Facility name	County	First reported	Total cases ^a	Total deaths ^a
Prestige Senior Living Orchard Heights	Polk	8/3/2020	3	0
Morning Star Assisted Living and Memory Care	Washington	8/4/2020	21	9
Silvercreek Senior Living	Marion	8/5/2020	4	0
French Prairie Nursing and Rehab	Marion	8/5/2020	92	13
Life Care Rehabilitation	Yamhill	8/7/2020	21	1
Regency Village Prineville	Crook	8/8/2020	7	0
Meadowbrook Place	Baker	8/9/2020	27	2
Country Meadows	Marion	8/10/2020	8	0
Gracelen Terrace	Multnomah	8/10/2020	11	0
Ashley Manor Hermiston	Umatilla	8/13/2020	13	0
Lancaster Village	Marion	8/13/2020	7	1
Marquis Hope Village	Clackamas	8/13/2020	3	0
Marquis Mill Park Post Acute Rehab	Multnomah	8/14/2020	3	0
Mary's Woods	Clackamas	8/15/2020	5	0
Providence Benedictine Mt. Angel	Marion	8/17/2020	7	0
Springs Clackamas Woods	Clackamas	8/20/2020	3	0
Riverside Manor	Malheur	8/21/2020	3	1
Redwood Heights	Marion	8/22/2020	7	0
Windsor Health and Rehab	Marion	8/24/2020	7	0
Robinson Health and Rehab Center	Multnomah	8/25/2020	2	1
Evergreen Memory Care Facility	Lane	8/25/2020	40	13
Nyssa Gardens	Malheur	8/28/2020	9	0
Regency Redmond	Deschutes	8/28/2020	6	0
Prestige Care Milwaukie	Clackamas	8/31/2020	3	0
Avamere at Sandy	Clackamas	8/31/2020	9	0
Pioneer Place	Malheur	8/31/2020	40	2
Pacific Health and Rehab	Washington	9/5/2020	4	0
Melody Court Memory Care	Multnomah	9/5/2020	11	0
Heartwood Place	Marion	9/10/2020	23	2
Avamere at Three Fountains	Jackson	9/18/2020	4	0
Valley West health Care Center	Lane	9/21/2020	3	0
Springs at Veranda Park	Jackson	9/22/2020	5	0
Arbor at Avamere Court	Marion	9/26/2020	6	0

Data are provisional and subject to change.

Page 18 of 38

COVID-19 Weekly Report

Oregon's Weekly Surveillance Summary
Novel Coronavirus (COVID-19)



Oregon Public Health Division

Published October 28, 2020

Facility name	County	First reported	Total cases ^a	Total deaths ^a
Rose Villa Milwaukie	Clackamas	9/28/2020	5	0
Total	-	-	1059	125

^aCase and death counts include all cases and deaths associated with the outbreak (e.g., staff, residents, close contacts)

Weekly Workplace Outbreak Report

OHA is publishing data on cases in workplace outbreaks. Given a cluster of cases in space and time, within plausible incubation periods for the pathogen, OHA epidemiologists will consider cases to be related—i.e., part of a workplace outbreak—unless a more likely alternative source for acquisition is identified. Any suspected workplace outbreak is required to be reported to the local public health authority (see OAR 333-018-015). Local health department and tribal partners investigate to identify workplace outbreaks. This list of outbreaks will be updated as investigations continue, and we learn about epidemiologic links between cases. This list may not reflect all the workplace outbreaks in Oregon.

To protect privacy, OHA is only reporting workplace outbreaks with five or more cases and only for workplaces with at least 30 workers. If more than 50% of the workers are COVID-19 cases, specific case numbers will not be reported. Case counts include all persons linked to the outbreak, which may include household members and other close contacts. The list below includes active workplace outbreaks (Table 7), meaning that there has been a case within the past 28 days. Outbreaks that are resolved are moved to a separate table of resolved outbreaks (Table 8). Outbreaks are removed from the closed outbreak list after 56 days.

The presence of correctional facilities and food packing and agricultural worksites on this list highlights the challenges of controlling COVID-19 in settings where people must work or live in proximity. People of color are overrepresented in agricultural and correctional settings, contributing to the higher rates of COVID-19 observed in these groups. OHA publishes these data in response to public request, but with some concern that workers or staff members at these workplaces might be subject to discrimination.

State and local public health officials work intensively with staff at workplaces where outbreaks are identified to isolate sick workers, test and quarantine those who have been exposed and implement workplace changes to reduce risk of transmission. Unless otherwise noted, public health officials have determined that these workplaces, their workers and their products do not pose significant risk to the public. Workers of a business with a workplace outbreak should never be subjected to discrimination or excluded from patronizing other

COVID-19 Weekly Report

Oregon's Weekly Surveillance Summary
Novel Coronavirus (COVID-19)



Oregon Public Health Division

Published October 28, 2020

businesses. In fact, discriminating against workers or avoiding products might jeopardize the economic viability of essential local businesses.

Employers can support their workers with policies that ensure that ill workers are not in the workplace and are not penalized for taking sick leave. Employers should ensure that workers are aware of and understand these policies.

There have been 35 deaths and 8,172 cases associated with all workplace outbreaks that have been reported to date. To protect patient privacy, OHA does not report employee deaths by workplace. Cases that are associated with more than one workplace outbreak will be reported in the case count for all relevant workplace outbreaks.

Table 7. Active workplace outbreaks with five or more confirmed COVID-19 cases (n=76)

Workplace	Address	County ^a	Investigation start date	Most recent onset	Total cases
Snake River Correctional Institution	777 Stanton Blvd, Ontario, OR 97914	Malheur	6/24/2020	10/22/2020	526
Eastern Oregon Correctional Institution	2500 Westgate, Pendleton, OR 97801	Umatilla	7/8/2020	10/21/2020	442
Lamb Weston	78153 Westland Road, Hermiston, OR 97838	Umatilla	6/16/2020	10/15/2020	191
Two Rivers Correctional Institution	82911 Beach Access Rd, Umatilla, OR 97882	Umatilla	6/24/2020	10/2/2020	128
Oregon State Correctional Institution	3405 Deer Park Dr SE, Salem	Marion	9/28/2020	10/20/2020	92
Lamb Weston East	750 Columbia Ave NE, Boardman, OR 97818	Morrow	7/13/2020	10/14/2020	74
Amazon Troutdale	1250 NW Swigert Rd, Troutdale, OR 97060	Multnomah	5/21/2020	10/18/2020	73
Walmart Distribution Center	2650 US-395, Hermiston, OR 97838	Umatilla	6/30/2020	9/30/2020	70
Planasa Oregon Operations, LLC	8383 Short Rd, Klamath Falls, OR 97603	Klamath	10/1/2020	10/9/2020	62
J. Frank Schmidt & Son Co.	9500 SE 327th Ave, Boring, OR 97009	Clackamas	7/28/2020	10/18/2020	60
Salem Hospital	890 Oak Street SE, Salem, OR 97301	Marion	5/27/2020	10/21/2020	57
Amy's Kitchen	441 W Antelope Rd, White City, OR 97503	Jackson	7/28/2020	10/20/2020	51
Lamb Weston Boardman Pac Center	730 Columbia Ave NE, Boardman OR 97818	Morrow	7/1/2020	10/16/2020	50
Good Shepherd Hospital	610 NW 11th St, Hermiston, OR 97838	Umatilla	7/16/2020	10/19/2020	49
Amazon Aumsville	4775 Depot Ct SE, Salem, OR 97317	Marion	5/21/2020	10/18/2020	43
Oregon State Hospital	2600 Center St NE, Salem, OR 97301	Marion	7/13/2020	10/23/2020	43

Data are provisional and subject to change.

Page 20 of 38

COVID-19 Weekly Report

Oregon's Weekly Surveillance Summary
Novel Coronavirus (COVID-19)



Oregon Public Health Division

Published October 28, 2020

Workplace	Address	County ^a	Investigation start date	Most recent onset	Total cases
Georgia Pacific	30470 American Dr, Halsey, OR 97348	Linn	10/7/2020	10/15/2020	35
Don Pancho Authentic Mexican Food Work	3060 Industrial Way NE, Salem, OR 97301	Marion	7/19/2020	10/17/2020	26
SYGMA Network	13019 SE Jennifer St #404, Clackamas, OR 97015	Clackamas	9/24/2020	10/15/2020	22
Westside Drywall	2755 Pacific Hwy, Hubbard, OR 97032	Marion	8/21/2020	10/17/2020	20
Eagle Veneer, Inc	450 Lasalle St, Harrisburg, OR 97446	Linn	10/5/2020	10/11/2020	19
Seneca Sawmill Co	22476 Fir St, Noti, OR 97461	Lane	9/23/2020	10/4/2020	18
Freres Lumber	141 14th St, Lyons, OR 97358	Linn	8/16/2020	10/20/2020	18
CabDoor	2900 Pringle Rd SE Ste #150, Salem, OR 97302	Marion	7/24/2020	10/3/2020	17
Oregon Beverage Recycling Cooperative	2105 W Broadway, Eugene, OR 97402	Lane	9/19/2020	10/6/2020	17
Pacific Coast Fruit	201 NE 2nd Ave Ste 100, Portland, OR 97232	Multnomah	6/22/2020	10/5/2020	16
Home Depot	300 W Harper Rd, Hermiston, OR 97838	Umatilla	7/24/2020	10/8/2020	16
White City VA Rehab Center & Clinics	8495 Crater Lake Hwy, White City, OR 97503	Jackson	9/23/2020	10/14/2020	16
Mercy Medical Center	2700 NW Stewart Pkwy, Roseburg, OR 97471	Douglas	9/25/2020	10/5/2020	15
Ascentron	994 Antelope Rd, White City, OR 97503	Jackson	8/24/2020	10/12/2020	15
North American Plants	9375 SE Warmington Rd, McMinnville, OR 97128	Marion	10/1/2020	10/14/2020	15
BrucePac	380 S Pacific Hwy, Woodburn, OR 97071	Marion	6/4/2020	10/15/2020	15
MHA Resource Company	5120 NE 42nd Ave, Portland, OR 97218	Multnomah	9/12/2020	9/30/2020	14
Roseburg VA Health Care System	913 NW Garden Valley Blvd, Roseburg, OR 97471	Douglas	9/18/2020	10/19/2020	13
Lowe's Distribution Center	1001 Reeves Pkwy, Lebanon, OR 97355	Linn	9/17/2020	10/6/2020	12
Coffee Creek Correctional Facility	24499 SW Grahams Ferry Rd, Wilsonville, OR 97070	Washington	9/15/2020	9/30/2020	12
SDLA Courier Service	15000 N Lombard St, Portland, OR 97203	Multnomah	8/4/2020	10/2/2020	11
Chick-fil-A	12520 SE 93rd Ave, Clackamas, OR 97015	Clackamas	9/28/2020	10/2/2020	11
Harry and David's	2800 S. Pacific Hwy, Medford, OR 97501	Jackson	10/15/2020	10/15/2020	11
Travel Centers of America	790 NW Frontage Rd, Troutdale, OR 97060	Multnomah	10/7/2020	10/9/2020	10
Oregon Spice Company	13320 NE Jarrett St, Portland, OR 97230	Multnomah	7/31/2020	10/4/2020	10
Vigor Industrial	5555 N Channel Ave, Portland, OR 97217	Multnomah	10/17/2020	10/10/2020	9
Yamhill County Mushrooms	7246 NW Lilac Hill Rd, Yamhill, OR 97148	Yamhill	10/12/2020	10/12/2020	9

COVID-19 Weekly Report

Oregon's Weekly Surveillance Summary
Novel Coronavirus (COVID-19)



Oregon Public Health Division

Published October 28, 2020

Workplace	Address	County ^a	Investigation start date	Most recent onset	Total cases
Fred Meyer Distribution Center	11500 OR 212, Clackamas, OR 97015	Clackamas	10/22/2020	10/22/2020	9
LMC Construction	11090 SW 68th Pkwy, Tigard, OR 97223	Washington	10/8/2020	10/3/2020	8
Lithia Chrysler Dodge Jeep RAM of Portland	633 NE 12th Ave, Portland, OR 97232	Multnomah	10/5/2020	10/10/2020	8
Jacobs Heating & Air Conditioning	4474 SE Milwaukie Ave, Portland, OR 97202	Multnomah	10/1/2020	10/10/2020	8
All Trades General Contractors	4945 NE 109th Ave, Portland, OR 97220	Multnomah	10/6/2020	10/5/2020	8
Disdero Lumber Company	12301 SE Carpenter Dr, Clackamas, OR 97015	Clackamas	10/14/2020	10/11/2020	8
Walmart	2051 Newmark Ave, Coos Bay, OR 97420	Coos	10/16/2020	10/18/2020	8
PacWest Drywall and Painting	1015 Molalla Ave, Oregon City, OR 97045	Clackamas	10/10/2020	10/19/2020	8
Supermercados Mexico	970 SE Oak St, Hillsboro, OR 97123	Washington	10/20/2020	10/14/2020	8
Cardinal Glass Industries, Inc	3125 Neal Creek Mill Rd, Hood River, OR 97031	Hood River	10/7/2020	10/5/2020	7
Jet Industries	1935 Silverton Rd NE, Salem, OR 97301	Marion	9/12/2020	10/13/2020	7
Leupold & Stevens, Inc	14400 NW Greenbriar Pkwy, Beaverton, OR 97006	Washington	10/6/2020	10/5/2020	7
Dynalectric	2225 NW 20th Ave, Portland, OR 97209	Multnomah	10/15/2020	10/11/2020	7
Standard Multiwall Bag Manufacturing Co	1800 SW Merlo Dr, Beaverton, OR 97003	Washington	10/5/2020	10/11/2020	7
Diamond Fruit Growers	3515 Chevron Dr, Hood River, OR 97031	Hood River	10/7/2020	10/7/2020	6
BedMart	10200 SW Commerce Cir, Wilsonville, OR 97070	Clackamas	10/1/2020	10/4/2020	6
KFK Seasonings	2753 NE Riverside Way, Portland, OR 97211	Multnomah	10/14/2020	10/20/2020	6
Trillium Family Services	3415 SE Powell Blvd, Portland, OR 97202	Multnomah	10/20/2020	10/20/2020	6
Harney Hospital	557 W Washington St, Burns, OR 97720	Harney	10/19/2020	10/23/2020	6
Roseburg Forest Products	10599 Old Hwy 99 S, Winston, OR 97496	Douglas	10/8/2020	10/9/2020	5
Culver Glass Company	2619 NW Industrial St, Portland, OR 97210	Multnomah	9/10/2020	10/5/2020	5
McMinnville Water & Light	855 NE Marsh Ln, McMinnville, OR 97218	Yamhill	10/6/2020	10/11/2020	5
Fleetwood Homes	2655 Progress Way, Woodburn, OR 97071	Marion	9/18/2020	10/6/2020	5
Lebanon Community Hospital	525 Santiam Hwy SE, Lebanon, OR 97355	Linn	9/29/2020	10/8/2020	5
Mary's Harvest Fresh Foods	2705 NE Argyle St, Portland, OR 97211	Multnomah	10/16/2020	10/15/2020	5
Bailey Nurseries	9855 NW Pike Rd, Yamhill, OR 97148	Yamhill	9/27/2020	10/16/2020	5

COVID-19 Weekly Report

Oregon's Weekly Surveillance Summary
Novel Coronavirus (COVID-19)



Oregon Public Health Division

Published October 28, 2020

Workplace	Address	County ^a	Investigation start date	Most recent onset	Total cases
Target Distribution Center	875 Beta Dr SW, Albany, OR 97321	Linn	9/14/2020	10/17/2020	5
Evergreen Family Medicine	2570 NW Edenbower Blvd, Roseburg, OR 97471	Douglas	10/15/2020	10/20/2020	5
Salem Clinic	2020 Capitol Street NE, Salem, OR 97301	Marion	10/13/2020	10/20/2020	5
TerraFirma Foundation Systems	13110 SW Wall St, Portland, OR 97223	Washington	10/18/2020	10/21/2020	5
Costco	3075 Hamrick Rd, Central Point, OR 97502	Jackson	10/7/2020	10/22/2020	5
Talecris Plasma Resources	10115 SE Stark St, Portland, OR 97216	Multnomah	10/17/2020	10/23/2020	5

^aCounty of workplace. COVID-19 cases may reside in multiple counties.

Table 8. Recently resolved workplace outbreaks with five or more confirmed COVID-19 cases (n=43)

Workplace	Address	County ^a	Investigation start date	Most recent onset	Total cases
Pacific Seafood	450 NE Skipanon Dr, Warrenton, OR 97146	Clatsop	9/15/2020	9/25/2020	94
Walmart	1350 N 1st St, Hermiston, OR 97838	Umatilla	7/9/2020	9/23/2020	57
Milgard Windows and Doors	20789 SW 115th Ave, Tualatin, OR 97062	Washington	8/21/2020	9/7/2020	43
Columbia River Processing (TCCA)	79588 Rippe Rd, Boardman, OR 97013	Morrow	6/16/2020	9/27/2020	41
Smith Frozen Foods, Inc.	101 E Depot St, Weston, OR 97886	Umatilla	7/24/2020	9/21/2020	39
McDonald's	245 Barnett Rd, Medford, OR 97504	Jackson	9/6/2020	9/16/2020	28
Threemile Canyon Farms	75906 Threemile Rd, Boardman, OR 97818	Morrow	6/30/2020	9/24/2020	27
New Season Foods, Inc	2329 Yew St, Forest Grove, OR 97116	Washington	9/23/2020	9/28/2020	21
Triplett Wellman, Inc	14650 SW 97th Ave, Tigard, OR 97224	Washington	9/29/2020	9/20/2020	20
Beaverton Toyota	4300 SW Murray Blvd, Beaverton, OR 97005	Washington	8/27/2020	9/13/2020	19
Gingerich Farms	29995 S Elisha Rd, Canby, OR 97013	Clackamas	8/18/2020	9/13/2020	18
Oregon Potato Company	650 Columbia Ave NE, Boardman, OR 97818	Morrow	6/26/2020	9/19/2020	18
Timber Products Company	25 E McAndrews Rd, Medford, OR 97501	Jackson	8/19/2020	9/14/2020	14
Eugene Water and Electric Board	500 E 4th Ave, Eugene, OR 97402	Lane	9/27/2020	9/28/2020	13
Boardman Foods Inc	71320 Columbia Blvd, Boardman, OR 97818	Morrow	7/12/2020	9/23/2020	12
Beef Northwest Feeders	66407 Taggares Ln, Boardman, OR 97818	Morrow	8/10/2020	9/22/2020	11
J & J Snack Foods	103 E Depot St, Weston, OR 97886	Umatilla	7/30/2020	10/9/2020	11
Willamette Valley Pie Company	1651 Eska Way, Silverton, OR 97381	Marion	8/9/2020	9/13/2020	10
Essex General Construction	1604 NE Glisan St, Portland, OR 97232	Multnomah	9/24/2020	9/23/2020	10

Data are provisional and subject to change.

Page 23 of 38

COVID-19 Weekly Report

Oregon's Weekly Surveillance Summary
Novel Coronavirus (COVID-19)



Oregon Public Health Division

Published October 28, 2020

Workplace	Address	County ^a	Investigation start date	Most recent onset	Total cases
Precision Cast Parts	5001 SE Johnson Creek Blvd, Portland, OR 97222	Clackamas	7/19/2020	9/5/2020	9
Ranch and Home	2500 S Hwy 395, Hermiston, OR 97838	Umatilla	9/3/2020	9/10/2020	9
Amalgamated Sugar	105 E Main Street, Nyssa, OR 97913	Malheur	8/21/2020	9/14/2020	9
Flexpack Corporation	1006 SE 9th St, Bend, OR 97702	Deschutes	9/28/2020	9/28/2020	9
Bailey Nurseries	14301 SE Wallace Rd, Dayton, OR 97114	Yamhill	9/9/2020	9/9/2020	8
Nissan of Salem	2755 Mission St SE, Salem, OR 97302	Marion	9/14/2020	9/15/2020	8
Marion Ag Service, Inc	7746 St Paul Hwy, St Paul, OR 97137	Marion	8/26/2020	9/4/2020	7
Panda Express Keizer	2675 Jorie Lane NE, Keizer, OR 97303	Marion	9/11/2020	9/21/2020	7
GEM Equipment of Oregon, Inc	1010 North Main St, Mount Angel, OR 97362	Marion	9/23/2020	9/23/2020	7
Beaudry's Custom Woodworking	653 S Springbrook Rd, Newberg, OR, 97132	Yamhill	9/8/2020	9/26/2020	7
Dennis Uniform	135 SE Hawthorne Blvd, Portland, OR 97214	Multnomah	8/11/2020	9/28/2020	7
Summit Bank	96 E Broadway, Eugene, OR 97401	Lane	9/6/2020	9/6/2020	6
Skanska USA Building, Inc	1100 Klaskanine Ave, Astoria, OR 97103	Clatsop	9/14/2020	9/12/2020	6
Ardent Mills	21151 SW 115th Ave, Tualatin, OR 97062	Washington	9/20/2020	9/15/2020	6
Kingsford Charcoal Manufacturing	3315 Marcola Rd, Springfield, OR 97477	Lane	9/23/2020	9/23/2020	6
ValleyScapes	14577 SE Anderson Rd, Damascus, OR 97089	Washington	8/11/2020	9/24/2020	6
The Nile Gentlemen's Club	1030 OR-99, Eugene, OR 97402	Lane	9/21/2020	9/18/2020	5
River Lodge and Grill	6 Marine Dr NE, Boardman, OR 97818	Morrow	8/10/2020	9/22/2020	5
Roseburg Forest Products	3064 Riddle Bypass, Riddle, OR 97469	Douglas	9/11/2020	9/16/2020	5
Do It Best	333 S Woodland Ave, Woodburn, OR 97071	Marion	9/20/2020	9/23/2020	5
WARN Industries	12900 SE Capps Road, Clackamas, OR 97015	Clackamas	9/4/2020	9/24/2020	5
Wells Fargo Bank	6305 NE Bennett St, Hillsboro, OR 97214	Washington	10/14/2020	9/25/2020	5
Pacific NW Marble & Granite	2840 Industrial Ave, Hubbard, OR 97032	Marion	9/26/2020	9/26/2020	5

Weekly Child Care Outbreak Report

OHA is publishing data on cases in child care settings. Given a cluster of cases in space and time, within plausible incubation periods for the pathogen, OHA epidemiologists will consider cases to be related—i.e., part of a child care outbreak—unless a more likely alternative source for acquisition is identified. Any suspected child care outbreak is required to be reported to the local public health authority (see OAR 333-018-015). Local health department and tribal partners investigate to identify outbreaks in these settings. This list of outbreaks will

COVID-19 Weekly Report

Oregon's Weekly Surveillance Summary
Novel Coronavirus (COVID-19)



Oregon Public Health Division

Published October 28, 2020

be updated as investigations continue, and as we learn about epidemiologic links between cases. This list may not reflect all of the outbreaks in child care settings in Oregon.

As of September 23, 2020, OHA will report child care outbreaks with 2 or more cases in child care settings with the capacity for more than 16 students. Previously, OHA reported child care outbreaks with five or more cases and in settings with at least 30 students. Case counts include all persons linked to the outbreak, which may include household members or other close contacts. The list below includes active child care outbreaks (Table 9), meaning that there has been a case within the past 28 days. Outbreaks that are resolved will be moved to a separate table (Table 10) of resolved outbreaks. Outbreaks will be removed from the list of resolved outbreaks after 56 days. In addition to the 12 outbreaks listed below, there is one outbreak in a day care center that has a capacity of 16 or fewer children.

Table 9. Child care facilities reporting active COVID-19 outbreaks (n=12)

Facility	Address	County	Investigation start date	Most recent onset	Total cases
Animal House Day Care	2740 W Main St, Medford, OR 97501	Jackson	10/19/2020	10/21/2020	10
The Goddard School	5210 S Corbett Ave, Portland, OR 97239	Multnomah	10/19/2020	10/20/2020	5
Gresham Kinder Care	2180 NE Division St, Gresham, OR 97030	Multnomah	10/16/2020	10/14/2020	2
KLA School of Hillsboro	1855 NE 48th Ave, Hillsboro, OR 97124, Hillsboro, OR 97124	Washington	10/13/2020	10/12/2020	4
Kindercare	2506 Oakmont Way, Eugene, OR 97401	Eugene	10/11/2020	10/11/2020	3
Kings Kids	3990 NW 1st, Gresham, OR 97030	Multnomah	10/08/2020	10/14/2020	4
Trinity Early Learning Center	552 NE Killingsworth St, Portland OR 97218	Multnomah	10/7/2020	10/7/2020	4
The Children's Garden	2035 NW Front Ave Suite 100, Portland OR 97209	Multnomah	10/2/2020	10/5/2020	3
South Lake Preschool	1555 SW Borland Rd, West Linn, OR 97068	Clackamas	10/1/2020	10/1/2020	6
New Dream Family Center	1295 W 18th Ave, Eugene, OR 97402	Lane	9/29/2020	10/5/2020	13
Oregon Child Development Center-Malheur	308 E 2nd St, Nyssa, OR 97913	Malheur	09/16/2020	10/12/2020	7

COVID-19 Weekly Report

Oregon's Weekly Surveillance Summary
Novel Coronavirus (COVID-19)



Oregon Public Health Division

Published October 28, 2020

Facility	Address	County	Investigation start date	Most recent onset	Total cases
Oregon Child Development Center-Ontario	482 SE 3rd St, Ontario, OR 97914	Malheur	09/05/2020	10/02/2020	5

Table 10. Recently resolved child care facilities reporting recently resolved COVID-19 outbreaks (n=6).

Facility	Address	County	Investigation start date	Most recent onset	Total cases
Mari's Place Childcare	865 NW Reiman Ave, Corvallis, OR 97266	Benton	09/04/2020	08/26/2020	3
Faces of America Daycare	1687 Summer Street, Salem, OR 97756	Marion	08/24/2020	08/26/2020	5
Little Village Learning Center	445 High St SE #140, Salem, OR 97761	Marion	09/07/2020	09/14/2020	22
Blue Skies and Butterflies Daycare	15760 SW Davis Rd, Beaverton, OR 97351	Washington	09/08/2020	09/09/2020	3
Adventure Club Daycare	4646 Barger Dr, Eugene, OR 97030	Lane	09/21/2020	09/18/2020	5
Gresham Heights Learning	4400 SW 11th St, Gresham, OR 97060	Multnomah	9/21/2020	9/26/2020	7

Weekly COVID-19 and Kindergarten-12th Grade School Report

OHA is publishing data on COVID-19 cases associated with schools that offer in-person instruction. This is to inform the public of potential COVID-19 exposure and to provide transparency surrounding COVID-19 in schools. School is defined as any place of learning for students from kindergarten through twelfth grade, or a subset, with at least 30 students enrolled. This includes, but is not limited to, public schools, private schools, parochial and charter schools. Staff is defined as any person who works full time or part-time at the school, regardless of their position. A volunteer is defined as any person who volunteers onsite.

Table 11 below includes all schools that have 1 or more cases of COVID-19 in students or staff/volunteers where the most recent onset occurred within the past 28 days. Schools that have 1 or more cases of COVID-19 in students or staff/volunteers where the most recent onset occurred more than 28 days ago will be moved to a separate table. Archived schools with COVID-19 cases, defined as a school with no new cases for 56 days after the last case's onset, will be removed from the COVID-19 Weekly Report.

Table 11. Schools with recent COVID-19 Cases (n=20)

Data are provisional and subject to change.

COVID-19 Weekly Report

Oregon's Weekly Surveillance Summary
Novel Coronavirus (COVID-19)



Oregon Public Health Division

Published October 28, 2020

School name	Address	County	Students	Staff/ volunteer	Most recent onset
Sutherlin East Elementary School	323 E 3 rd Ave, Sutherlin, OR 97479	Douglas	2	1	10/1/2020
Nyssa High School	824 Adrian Blvd, Nyssa, OR 97913	Malheur	1	4	9/30/2020
Nyssa Middle School	101 S 11th St, Nyssa, OR 97913	Malheur	0	4	9/30/2020
Amity Elementary School	300 Rice Lane, Amity, OR 97101	Yamhill	1	0	9/30/2020
Griffin Creek Elementary	2430 Griffin Creek Rd, Medford, OR 97501	Jackson	0	1	9/30/2020
Thurston Elementary School	7345 Thurston Rd, Springfield, OR 97478	Lane	0	1	9/30/2020
The Siskiyou School	631 Clay St, Ashland OR 97520	Jackson	0	1	9/30/2020
Elgin High School	1400 Birch St, Elgin, OR 97827	Union	0	1	10/2/2020
Heppner Elementary School	235 Stansbury St, Heppner, OR 97836	Morrow	2	0	10/2/2020
Stella Mayfield Elementary	1111 Division St, Elgin, OR 97827	Union	0	1	10/2/2020
Nyssa Elementary School	809 Bower Ave, Nyssa, OR 97913	Malheur	1	3	10/5/2020
Waldorf School Bend	2150 NE Studio Rd #2, Bend, OR 97701	Deschutes	3	4	10/15/2020
South Umpqua High School	501 Chadwick Ln, Myrtle Creek, OR 97457	Douglas	1	0	10/8/2020
Hamilton Creek School	32135 Berlin Rd, Lebanon, OR 97355	Linn	0	1	10/9/2020
Sunset Elementary School	245 S Cammann st, Coos Bay, OR 97420	Coos	1	0	10/11/2020
Madison Elementary School	400 Madison St, Coos Bay, OR 97420	Coos	1	0	10/11/2020
St John Fisher School	4567 SW Nevada St, Portland, OR 97219	Multnomah	1	0	10/13/2020
Sherwood Heights Elementary School	3235 SW Nye Ave, Pendleton, OR 97801	Umatilla	0	1	10/13/2020
Seven Peaks School	196660 Mountaineer Way, Bend, OR 97702	Deschutes	0	1	10/22/2020
Livingston Adventist Academy	5771 Fruitland Rd NE, Salem, OR 97317	Marion	2	0	10/11/2020

COVID-19 Weekly Report

Oregon's Weekly Surveillance Summary
Novel Coronavirus (COVID-19)



Oregon Public Health Division

Published October 28, 2020

Table 12. Schools with recently resolved COVID-19 Cases (n=9)

School name	Address	County	Students	Staff/ volunteer	Most recent onset
St. Mary's Academy	1112 Cherry Heights Rd, The Dalles, OR 97058	Wasco	1	3	9/4/2020
Irrigon Junior Senior High School	315 E Wyoming St, Irrigon, OR 97844	Morrow	0	2	9/14/2020
Kennedy Elementary	2860 N Keene Way Dr, Medford, OR 97504	Jackson	0	1	9/14/2020
Kingsview Christian School	1850 Clark St, North Bend, OR 97459	Coos	2	0	9/17/2020
Kalmiopsis Elementary School	650 Easy St, Brookings, OR 97415	Curry	1	0	9/18/2020
Roosevelt Elementary School	1212 Queen Anne Ave, Medford, OR 97504	Jackson	0	1	9/19/2020
Four Rivers Community School	2449 SW 4th Ave, Ontario, OR 97914	Malheur	0	4	9/20/2020
Hedrick Middle School	1501 E Jackson St, Medford, OR 97504	Jackson	0	1	9/22/2020
Vale Elementary School	403 E Street West, Vale, OR 97918	Malheur	0	1	9/22/2020
A C Houghton Elementary School	1105 N Main Ave NE, Irrigon, OR 97844	Morrow	2	0	9/25/2020
South Medford High School	1551 Cunningham Ave, Medford, OR 97501	Jackson	0	1	9/26/2020
Forest Hills Lutheran Christian School	4221 SW Golf Course Road, Cornelius, OR 97113	Washington	0	1	9/27/2020

Weekly COVID-19 Hospitalizations

OHA is publishing data on the number of COVID-19 hospitalizations by hospital in the prior week; data are from HOSCAP. Table 13 lists all hospitals which, at some time during the week reported, had 10 or more suspected/confirmed COVID-19 patients. The left column shows the highest number of suspected and confirmed COVID-19 hospitalized patients for each hospital between 10/19/2020 and 10/25/2020. The right column shows the highest number of confirmed COVID-19 patients hospitalized during the same time period.

Table 13. Hospitals reporting 10 or more COVID-19 patients.

COVID-19 Weekly Report

Oregon's Weekly Surveillance Summary
Novel Coronavirus (COVID-19)



Oregon Public Health Division

Published October 28, 2020

Hospital	Maximum Patients (Suspected and confirmed)	Maximum Patients (Confirmed only)
Salem Health Hospital	27	21
Providence Portland Medical Center	22	18
PeaceHealth Sacred Heart MC at Riverbend	17	17
OHSU Hospital	16	<10
St. Charles Bend	14	<10
Hillsboro Medical Center	13	<10
Legacy Good Samaritan Medical Center	12	<10
Legacy Mount Hood Medical Center	12	<10
Providence St. Vincent Medical Center	12	<10
Legacy Meridian Park Hospital	11	<10
Kaiser Permanente Westside Medical Center	10	<10

The hospitals listed in Table 14 reported 1–9 suspected or confirmed COVID-19 patients 10/19/2020 through 10/25/2020. Hospitals not listed in either table did not report any suspected or confirmed patients during the week.

Table 14. Hospitals reporting 1–9 COVID-19 patients.

Hospital
Adventist Health Portland
Asante Ashland Community Hospital
Asante Rogue Regional Medical Center
Bay Area Hospital
Good Samaritan Regional Medical Center
Good Shepherd Health Care System
Kaiser Permanente Sunnyside Medical Center
Legacy Emanuel Medical Center
Legacy Silverton Medical Center
McKenzie-Willamette Medical Center
Mercy Medical Center
Mid-Columbia Medical Center
OHSU Doernbecher Children's Hospital
Providence Hood River Memorial Hospital

COVID-19 Weekly Report

Oregon's Weekly Surveillance Summary
Novel Coronavirus (COVID-19)



Oregon Public Health Division

Published October 28, 2020

Hospital
Providence Medford Medical Center
Providence Milwaukie Hospital
Providence Newberg Medical Center
Providence Seaside Hospital
Providence Willamette Falls Medical Center
Randall Children's Hospital at Legacy Emanuel
Samaritan Albany General Hospital
Samaritan Lebanon Community Hospital
Samaritan North Lincoln Hospital
Santiam Hospital
Sky Lakes Medical Center
St. Alphonsus Medical Center - Ontario
St. Anthony Hospital
St. Charles Redmond
VA Portland Health Care System
Wallowa Memorial Hospital

Cases by ZIP Code

OHA is publishing data on cases at the ZIP code level (Table 15). To protect patient privacy, ZIP codes with small populations or small numbers of cases will be aggregated. Cases from ZIP codes with fewer than 1,000 people will be reported as one number. ZIP codes that have fewer than 10 cases will be reported as "1–9". ZIP codes with no cases will have a "0". ZIP code populations were retrieved from the 2010 US Census Bureau ZIP Code Tabulation Area.

Table 15. COVID-19 cases by ZIP code

ZIP code	Case count	Cases per 100,000
97002	63	1120.4
97003	312	1205.4
97004	25	569.7
97005	379	1521.7
97006	467	740.8
97007	433	646.7
97008	255	880.3
97009	94	1211.0
97013	335	1476.6

COVID-19 Weekly Report

Oregon's Weekly Surveillance Summary
Novel Coronavirus (COVID-19)



Oregon Public Health Division

Published October 28, 2020

ZIP code	Case count	Cases per 100,000
97014	1-9	n/a
97015	255	1306.3
97016	37	608.3
97017	1-9	n/a
97018	13	666.0
97019	39	1233.8
97021	1-9	n/a
97022	34	913.5
97023	64	650.9
97024	287	2802.2
97026	140	3669.7
97027	72	593.5
97030	656	1787.8
97031	210	1142.9
97032	125	2478.7
97034	95	502.5
97035	120	501.8
97038	130	860.2
97040	10	803.9
97041	42	1490.9
97042	25	855.3
97045	432	841.1
97048	57	851.9
97049	1-9	n/a
97051	82	513.9
97053	1-9	n/a
97054	1-9	n/a
97055	95	547.6
97056	57	495.8
97058	308	1552.6
97060	350	1648.9
97062	374	1363.3
97063	1-9	n/a
97064	12	346.4
97067	14	654.8

COVID-19 Weekly Report

Oregon's Weekly Surveillance Summary
Novel Coronavirus (COVID-19)



Oregon Public Health Division

Published October 28, 2020

ZIP code	Case count	Cases per 100,000
97068	128	452.2
97070	198	944.8
97071	1201	4169.7
97078	322	1502.5
97080	694	1697.3
97086	300	1153.4
97089	129	1076.3
97101	32	843.4
97103	83	492.3
97106	35	769.2
97107	1-9	n/a
97110	1-9	n/a
97111	19	602.0
97112	0	0.0
97113	373	2635.1
97114	61	1281.0
97115	35	845.6
97116	395	1638.7
97119	26	588.2
97121	12	867.7
97123	756	1697.5
97124	470	972.1
97127	39	1042.8
97128	521	1441.6
97131	1-9	n/a
97132	226	799.2
97133	15	375.0
97136	1-9	n/a
97137	1-9	n/a
97138	31	309.4
97140	114	485.6
97141	43	327.2
97146	92	1558.0
97148	22	645.9
97201	101	652.3

COVID-19 Weekly Report

Oregon's Weekly Surveillance Summary
Novel Coronavirus (COVID-19)



Oregon Public Health Division

Published October 28, 2020

ZIP code	Case count	Cases per 100,000
97202	201	518.5
97203	405	1304.7
97204	11	1061.8
97205	31	403.2
97206	379	796.3
97209	170	1137.1
97210	55	505.2
97211	244	780.7
97212	117	485.0
97213	182	622.9
97214	171	718.1
97215	126	769.5
97216	222	1423.6
97217	252	801.6
97218	236	1620.8
97219	238	614.8
97220	436	1530.1
97221	67	576.1
97222	285	814.8
97223	346	740.9
97224	239	767.9
97225	177	732.1
97227	43	1117.8
97229	310	532.5
97230	679	1708.1
97231	22	514.0
97232	64	557.9
97233	1110	2819.6
97236	949	2575.2
97239	105	742.0
97266	493	1480.5
97267	253	820.4
97301	1008	1883.5
97302	303	816.0
97303	548	1417.4

COVID-19 Weekly Report

Oregon's Weekly Surveillance Summary
Novel Coronavirus (COVID-19)



Oregon Public Health Division

Published October 28, 2020

ZIP code	Case count	Cases per 100,000
97304	359	1261.7
97305	1010	2513.9
97306	318	1162.3
97317	382	1568.5
97321	177	710.0
97322	281	825.5
97324	1-9	n/a
97325	52	786.2
97327	1-9	n/a
97330	209	504.0
97331	29	1204.3
97333	95	444.4
97338	78	389.1
97341	1-9	n/a
97344	1-9	n/a
97347	10	532.5
97348	1-9	n/a
97351	114	1106.0
97352	27	481.8
97355	192	671.0
97358	1-9	n/a
97360	1-9	n/a
97361	84	746.1
97362	74	1705.9
97365	328	3052.9
97366	10	684.9
97367	97	1030.2
97368	1-9	n/a
97370	51	616.6
97374	30	569.7
97375	16	1278.0
97376	1-9	n/a
97378	32	360.3
97380	13	530.8
97381	156	1060.4

COVID-19 Weekly Report

Oregon's Weekly Surveillance Summary
Novel Coronavirus (COVID-19)



Oregon Public Health Division

Published October 28, 2020

ZIP code	Case count	Cases per 100,000
97383	95	990.9
97385	28	859.7
97386	42	309.6
97389	15	895.0
97391	28	524.0
97392	50	963.2
97394	10	215.4
97396	10	317.1
97401	513	1266.0
97402	346	687.3
97403	160	1376.7
97404	204	632.5
97405	141	315.8
97408	86	734.4
97411	1-9	n/a
97415	45	320.3
97417	1-9	n/a
97419	1-9	n/a
97420	131	476.8
97423	16	235.0
97424	71	403.5
97426	33	339.6
97431	1-9	n/a
97435	1-9	n/a
97437	1-9	n/a
97438	1-9	n/a
97439	31	216.1
97442	1-9	n/a
97443	1-9	n/a
97444	1-9	n/a
97446	51	1059.9
97448	49	400.2
97449	1-9	n/a
97452	1-9	n/a
97454	1-9	n/a

COVID-19 Weekly Report

Oregon's Weekly Surveillance Summary
Novel Coronavirus (COVID-19)



Oregon Public Health Division

Published October 28, 2020

ZIP code	Case count	Cases per 100,000
97455	17	669.8
97456	13	435.5
97457	43	421.2
97458	1-9	n/a
97459	76	539.2
97462	16	406.3
97463	13	335.3
97465	1-9	n/a
97467	1-9	n/a
97469	1-9	n/a
97470	65	325.2
97471	91	312.7
97477	207	561.4
97478	238	643.1
97479	54	568.1
97487	48	568.1
97488	1-9	n/a
97495	1-9	n/a
97496	17	222.7
97497	0	0.0
97498	1-9	n/a
97499	1-9	n/a
97501	582	1381.9
97502	181	653.6
97503	207	1966.2
97504	340	765.0
97520	96	392.3
97523	15	239.5
97524	98	677.8
97525	24	521.6
97526	110	321.6
97527	105	311.5
97530	25	361.5
97532	1-9	n/a
97535	34	673.7

COVID-19 Weekly Report

Oregon's Weekly Surveillance Summary
Novel Coronavirus (COVID-19)



Oregon Public Health Division

Published October 28, 2020

ZIP code	Case count	Cases per 100,000
97537	24	346.9
97538	1-9	n/a
97539	1-9	n/a
97540	54	681.0
97541	1-9	n/a
97544	0	0.0
97601	141	627.8
97603	190	643.5
97623	1-9	n/a
97624	30	857.1
97630	33	647.6
97632	1-9	n/a
97633	13	955.2
97641	1-9	n/a
97701	291	493.3
97702	339	835.3
97703	172	518.3
97707	13	223.6
97708	1-9	n/a
97720	11	242.8
97734	31	1112.7
97738	10	515.2
97739	25	226.9
97741	212	1779.7
97753	1-9	n/a
97754	101	543.8
97756	225	670.6
97759	36	572.0
97760	36	532.8
97761	343	8603.0
97801	778	3615.1
97813	11	844.9
97814	109	880.3
97818	377	9064.7
97820	1-9	n/a

COVID-19 Weekly Report

Oregon's Weekly Surveillance Summary
Novel Coronavirus (COVID-19)



Oregon Public Health Division

Published October 28, 2020

ZIP code	Case count	Cases per 100,000
97824	11	662.3
97826	28	2580.6
97827	23	875.2
97828	18	576.2
97836	12	605.1
97838	1654	6525.7
97844	143	3757.2
97845	1-9	n/a
97846	10	528.8
97850	399	2353.3
97862	177	1517.2
97865	1-9	n/a
97868	28	1406.3
97869	1-9	n/a
97875	137	5249.0
97882	506	6520.6
97883	11	444.8
97885	15	1084.6
97886	14	1228.1
97913	320	5789.8
97914	1406	7321.0
97918	151	3328.2
Cases with unknown ZIP codes	314	n/a
ZIP codes with <1000 population or no population data	620	n/a

Document accessibility: For individuals with disabilities or individuals who speak a language other than English, OHA can provide information in alternate formats such as translations, large print, or braille. Contact the Health Information Center at 1-971-673-2411, 711 TTY or COVID19.LanguageAccess@dhsosha.state.or.us.