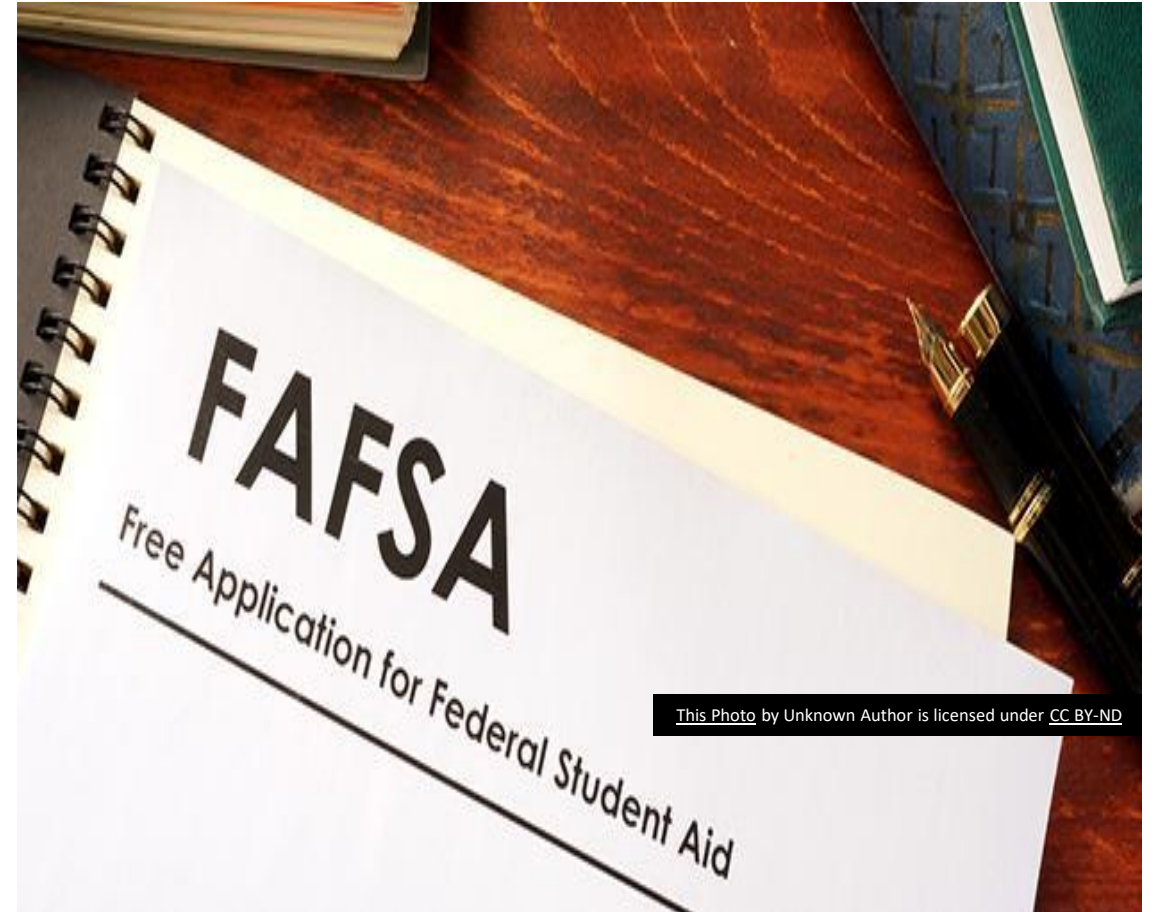


23-24 FAFSA & FSA ID Updates

What do you need to know?

FAFSA TRENDS

- Class of 2022 filing rate is 4.4% higher than Class of 2021
- Largest gains were made in low-income and high minority high schools-8% or more
- Large gain in high schools in “city” locations
- Hats off to the access field for increasing the rates for our primary audiences
- Still not back to the rate for the Class of 2019
- Lots of work to still be done



FSA ID UPDATE

- Effective 7/10/22 – Department of Education added a Multi-Factor Authentication process for any FSA IDs created on or after this date
- The process is being referred to as a “two-step verification” process on studentaid.gov website
- NCAN has suggested to FSA that the name not include the word “verification” since there is another process related to the FAFSA called “verification”
- Students and parents who had an FSA ID prior to July 10, 2022 should not initially experience this process until FSA rolls it out to ALL FSA ID owners starting in November
- The authentication process will be required when logging in to any section of the studentaid.gov website
- NCAN strongly encourages you to have students and parents review and update emails and phone numbers associated with the FSA ID, if necessary, to facilitate the authentication process.
- Modify your FSA ID “cheat sheet” documents to include a line for the FSA ID backup code

FSA ID RESOURCES

Multi-Factor Announcement:

<https://fsapartners.ed.gov/knowledge-center/library/electronic-announcements/2022-07-11/studentaidgov-enhancements-and-modifications-starting-july-2022>

Setting Up FSA ID:

<https://studentaid.gov/fsa-id/create-account/launch>

- [How do I set up an authenticator app for my two-step verification?](#)
- [Why do I have to set up two-step verification for my FSA ID?](#)
- [What do I do if I forgot my two-step verification backup code?](#)
- [How can I find my one-use backup code for two-step verification for my FSA ID?](#)
- [Do I have to choose between an authenticator app, SMS text, or email for two-step verification with my FSA ID \(username and password\)?](#)
- [Can I use an app I already have on my phone for two-step verification?](#)
- [Why should I add my mobile phone number to my FSA ID?](#)
- [What is an authenticator app?](#)

FSA MULTI-FACTOR AUTHENTICATION (MFA) PHASE 1

User Experience Screenshots

08/05/2022

ENABLING MFA – NEW USERS (MANDATORY)

Step 7 of 7

Enable Two-Step Verification

Protect Your Account with Two-Step Verification

Whenever you sign in, we'll send a secure code to make sure it's really you. To keep your account protected, make sure your phone number and email are verified. We also suggest setting up verification using a secure authenticator app.



SMS Verification

5554324567

⚠ Not Verified

Verify



Email Verification

john.doe.original@gmail.com

⚠ Not Verified

Verify



Use an Authenticator App (Most Secure Option)

Use an authenticator app that you've downloaded from a mobile app store to view in-app secure codes—visible only to you—that can confirm your identity when you log in.

[Learn More](#)

+ Set Up an Authenticator App

Previous

Continue

Create an Account (FSA ID)

Step 7 of 7

Enable Two-Step Verification

Protect Your Account with Two-Step Verification

Whenever you sign in, we'll send a secure code to make sure it's really you. To keep your account protected, make sure your phone number and email are verified. We also suggest setting up verification using a secure authenticator app.



SMS Verification
5554324567



Email Verification
johndoe.original@



Use an Authenticator App

Use an authenticator app to generate secure codes—visible only to you—that can confirm your identity when you log in.
[Learn More](#)

+ Set Up an Authenticator App

Secure Code Sent

Enter the secure code we sent to your phone number: 5554324567.

Enter the secure code below

[Resend code](#)

Cancel

Continue

Previous

Continue

Step 7 of 7

Enable Two-Step Verification

Protect Your Account with Two-Step Verification

Whenever you sign in, we'll send a secure code to make sure it's really you. To keep your account protected, make sure your phone number and email are verified. We also suggest setting up verification using a secure authenticator app.



SMS Verification

5554324567

✓ Verified



Email Verification

john.doe.original@gmail.com

⚠ Not Verified

Verify



Use an Authenticator App (Most Secure Option)

Use an authenticator app that you've downloaded from a mobile app store to view in-app secure codes—visible only to you—that can confirm your identity when you log in.

[Learn More](#)

+ Set Up an Authenticator App

Previous

Continue

Create an Account (FSA ID)

Step 7 of 7

Enable Two-Step Verification

Protect Your Account with Two-Step Verification

Whenever you sign in, we'll send a secure code to make sure it's really you. To keep your account protected, make sure your phone number and email are verified. We also suggest setting up verification using a secure authenticator app.



SMS Ver

5554324



Email V

john.doe.or

Verify



Use an

Use an authenticator app that you've downloaded from a mobile app store to view in-app secure codes—visible only to you—that can confirm your identity when you log in.

[Learn More](#)

[+ Set Up an Authenticator App](#)

Secure Code Sent

Enter the secure code we sent to your email: johndoe.original@gmail.com.

Enter the secure code below

[Resend code](#)

Cancel

Continue

Previous

Continue

Protect Your Account with Two-Step Verification

Whenever you sign in, we'll send a secure code to make sure it's really you. To keep your account protected, make sure your phone number and email are verified. We also suggest setting up verification using a secure authenticator app.



Your verified method(s) can now be used to log in.



SMS Verification

5554324567



Verified



Email Verification

johndoe.original@gmail.com



Verified



Use an Authenticator App (Most Secure Option)

Use an authenticator app that you've downloaded from a mobile app store to view in-app secure codes—visible only to you—that can confirm your identity when you log in.

[Learn More](#)



Set Up an Authenticator App

Enable Two-Step Verification

Protect Your Account with Two-Step Verification

Whenever you sign in, we'll ask you to verify your identity. This helps keep your account protected. We also suggest you use an authenticator app.



Your verification is complete.



SMS Verification
5554324567



Email Verification
johndoe.original@...



Use an Authenticator App

Use an authenticator app to view in-app secure codes when you log in.
[Learn More](#)

[+ Set Up an Authenticator App](#)

Set Up Your Authenticator App

Step 1

Download an authenticator app from your [mobile app store](#).

Step 2

Enter the following key into your authenticator app or scan the QR code with your authenticator app, then click "Continue."



— OR —

V7YE6NBUCLDPAZFC6DXOD4DTWS5VBEV

[Copy](#)

Cancel

Continue

Previous

Continue

Note: Setting up an Authenticator App is OPTIONAL

Step 7 of 7

Enable Two-Step Verification

Protect Your Account with Two-Step Verification

Whenever you sign in, we'll send a secure code to make sure it's really you. To keep your account protected, make sure your phone number and email are verified. We also suggest setting up verification using a secure authenticator app.



Your ver



SMS Verificat

5554324567



Email Verifica

john.doe.original@

Enter the Code from Your App

Step 3

Complete setup by entering the secure code provided by your authenticator app.

Enter the secure code below

[Help me set up this app](#)

Previous

Finish



Use an Authenticator App (Most Secure Option)

Use an authenticator app that you've downloaded from a mobile app store to view in-app secure codes—visible only to you—that can confirm your identity when you log in.

[Learn More](#)

[+ Set Up an Authenticator App](#)

Previous

Continue

Note: Setting up an Authenticator App is OPTIONAL

Enable Two-Step Verification

Protect Your Account with Two-Step Verification

Whenever you sign in, we'll send a secure code to make sure it's really you. To keep your account protected, make sure your phone number and email are verified. We also suggest setting up verification using a secure authenticator app.



Your verified method(s) can now be used to log in.



SMS Verification

5554324567



Verified



Email Verification

johndoe.original@gmail.com



Verified



Authenticator App



Verified



Your authenticator app can now be used to log in.

[Previous](#)[Continue](#)

Create an Account (FSA ID)

Step 7 of 7

Enable Two-Step Verification: Backup Code



We recommend storing your backup code in a safe place.

Your backup code is a special code that lets you access your account in the event that you cannot use any other two-step verification method.

Your Backup Code Is:

CK3H1SM5MRET

☐ I have stored this backup code somewhere safe.

Previous

Continue

Your Account Was Successfully Created — What's Next?

Before we can grant full account access, we must confirm that your name, Social Security number, and date of birth all match what is on record with the Social Security Administration (SSA). This process takes one to three days. If you verified your email address, you'll receive an email once your information is matched with the SSA.

You can still use your account while your information is being verified with the SSA.



Remember to Save Your Backup Code

Your backup code lets you access your account in the event that you cannot use any other two-step verification method.

Your Backup Code Is:

CK3H1SM5MRET

What You Can Do Now

- Complete and electronically sign an original (first-time) *Free Application for Federal Student Aid (FAFSA®)* form.
- Check the SSA match status of your account information in Account Settings.
- View your [account dashboard](#), which includes checklists and other info.
- Explore this website to learn about applying for aid and repaying federal loans.
- Use the [Help Center](#) to get answers to common questions.

What You Can Do After You've Been Matched

- Fill out a FAFSA renewal form.
- Complete and sign forms such as the Income-Driven Repayment Plan Request and Direct Consolidation Loan Application.
- View your personalized dashboard, your aid information in Aid Summary, and notifications and alerts about your account and financial aid.

[Return to Login](#)

LOGGING IN WITH MFA



Log In ➞

FSA ID Username, Email, or Phone



[Forgot My Username](#)

Password

[Show Password](#)



[Forgot My Password](#)

Log In

or

Create an Account

(No changes to the log in screen)

Two-Step Verification

You have the following two-step verification methods enabled. Select one to finish logging in.



Authenticator App (Most Secure)

Use the authenticator app you set up to use with your account to get a secure code.

Enter Code



SMS Verification

*****4567

Send Code




Email Verification

jo*****@gmail.com

Send Code

[Help me access my account](#)

Two-Step Verification



Enter Secure Code

Enter the secure code we sent in a text message to your mobile phone: *****4567

Enter the secure code below


[Resend code](#)

Having Trouble? [Try a different method.](#)

Submit

or

Two-Step Verification



Enter Secure Code

Enter the secure code we sent to your email: jo*****@gmail.com

Enter the secure code below


[Resend code](#)

Having Trouble? [Try a different method.](#)

Submit

or

Two-Step Verification



Enter Secure Code

Open the authenticator app installed on your device to generate a secure code.

Enter the secure code below

Having Trouble? [Try a different method.](#)

Submit

Please Read Before Continuing

You are accessing a U.S. Federal Government computer system intended to be solely accessed by individual users expressly authorized to access the system by the U.S. Department of Education. Usage may be monitored, recorded, and/or subject to audit. For security purposes and in order to ensure that the system remains available to all expressly authorized users, the U.S. Department of Education monitors the system to identify unauthorized users. Anyone using this system expressly consents to such monitoring and recording. Unauthorized use of this information system is prohibited and subject to criminal and civil penalties. Except as expressly authorized by the U.S. Department of Education, unauthorized attempts to access, obtain, upload, modify, change, and/or delete information on this system are strictly prohibited and are subject to criminal prosecution under 18 U.S.C. § 1030, and other applicable statutes, which may result in fines and imprisonment. For purposes of this system, unauthorized access includes, but is not limited to:

- any access by an employee or agent of a commercial entity, or other third party, who is not the individual user, for purposes of commercial advantage or private financial gain (regardless of whether the commercial entity or third party is providing a service to an authorized user of the system); and
- any access in furtherance of any criminal or tortious act in violation of the Constitution or laws of the United States or any State.

If system monitoring reveals information indicating possible criminal activity, such evidence may be provided to law enforcement personnel.

Accept

Decline

LOGGING IN WITH MFA BACKUP CODE



Log In ➞

FSA ID Username, Email, or Phone



[Forgot My Username](#)

Password

[Show Password](#)



[Forgot My Password](#)

Log In

or

Create an Account

(No changes to the log in screen)

Two-Step Verification

You have the following two-step verification methods enabled. Select one to finish logging in.



Authenticator App (Most Secure)

Use the authenticator app you set up to use with your account to get a secure code.

Enter Code



SMS Verification

*****4567

Send Code



Email Verification

jo*****@gmail.com

Send Code

[Help me access my account](#)

Sign In a Different Way

If you lose your phone or didn't receive the secure codes sent via text, email, or an authenticator app, use one of the methods below to access your account.



Entering your backup code or contacting the help desk for account access will result in two-step verification being disabled. Two-step verification can be re-enabled in your account settings.



Backup Code & Challenge Questions

Enter your twelve-character backup code followed by answers to your challenge questions to log in.

Enter Code

or




Get Help

Contact the Federal Student Aid Information Center for help getting into your account.


Note: The contact center can discuss account-related issues only with the account owner.

If you no longer have access to your email, phone, or the backup code that was generated when you set up two-step verification, you may need to provide identity verification in order to get back into your account.

 1-800-433-3243

 Live Chat currently unavailable

 Email

Hours of Operation 

Sign In a Different Way

1

Enter Backup Code

2

Answer Challenge Questions



Enter Backup Code

Enter the twelve-character backup code that was generated when you created your account or enabled two-step verification.

After entering your backup code and answering a series of challenge questions, you will be logged in to your account.

Enter your backup code



Once you use your backup code to log in, it will automatically become inactive and two-step verification will be disabled. To re-enable two-step verification, visit your account settings after logging in.

CancelContinue

Sign In a Different Way



Answer Your Challenge Questions

To finish logging into your account, answer the questions below.

After submitting, you will be taken to your account dashboard.

What was the name of your first pet?

Show Answer

In what city did your parents meet?

Show Answer

Previous

Continue

Please Read Before Continuing

You are accessing a U.S. Federal Government computer system intended to be solely accessed by individual users expressly authorized to access the system by the U.S. Department of Education. Usage may be monitored, recorded, and/or subject to audit. For security purposes and in order to ensure that the system remains available to all expressly authorized users, the U.S. Department of Education monitors the system to identify unauthorized users. Anyone using this system expressly consents to such monitoring and recording. Unauthorized use of this information system is prohibited and subject to criminal and civil penalties. Except as expressly authorized by the U.S. Department of Education, unauthorized attempts to access, obtain, upload, modify, change, and/or delete information on this system are strictly prohibited and are subject to criminal prosecution under 18 U.S.C. § 1030, and other applicable statutes, which may result in fines and imprisonment. For purposes of this system, unauthorized access includes, but is not limited to:

- any access by an employee or agent of a commercial entity, or other third party, who is not the individual user, for purposes of commercial advantage or private financial gain (regardless of whether the commercial entity or third party is providing a service to an authorized user of the system); and
- any access in furtherance of any criminal or tortious act in violation of the Constitution or laws of the United States or any State.

If system monitoring reveals information indicating possible criminal activity, such evidence may be provided to law enforcement personnel.

Accept

Decline

2023-2024 FAFSA UPDATES

- One more year with the FAFSA we know and love
- Minimal changes to the form
- Drug Conviction, Selective Service and gender questions removed. Male students still required by law to register. Some state have SS requirements for state aid and in-state tuition. Colleges will likely be required to gather the documentation.
- Homeless questions become renewable questions
- FAFSA Demo site became available on 9/25/22
- New paper FAFSA titled “Incarcerated Applicant Form” – identical to standard form other than title at the top and different PO Box for mailing
- Minor wording changes/clarifications to income related questions
- New student survey questions required for gender, race and ethnicity – to be used for research purposes only

FAFSA® Form Landing Page



The screenshot shows the FAFSA Form Landing Page. At the top, the Federal Student Aid logo is on the left, and navigation links for 'FAFSA® Form', 'Loans and Grants', 'Loan Repayment', and 'Loan Forgiveness' are on the right. A search icon is also present. The main content area has a dark blue background with an illustration of three students. On the left, the text 'Complete the FAFSA® Form' is prominently displayed, followed by a subtext: 'Use the Free Application for Federal Student Aid (FAFSA®) form to apply for financial aid for college or graduate school.' On the right, there are two main sections: 'New to the FAFSA® Process?' with a 'Start Here' button, and 'Returning User?' with links for 'Correct info | Add a school' and 'View your Student Aid Report (SAR)', followed by a 'Log In' button. The background is decorated with various icons related to education and finance, and arrows indicating a flow.

FederalStudentAid
An OFFICE of the U.S. DEPARTMENT of EDUCATION

FAFSA® Form ▾ Loans and Grants ▾ Loan Repayment ▾ Loan Forgiveness ▾

Complete the FAFSA® Form

Use the Free Application for Federal Student Aid (FAFSA®) form to apply for financial aid for college or graduate school.

New to the FAFSA® Process?

Completing the FAFSA form is free. Fill it out now.

Start Here

Returning User?

Correct info | Add a school

View your Student Aid Report (SAR)

Log In

SURVEY QUESTIONS

- Appear prior to the signing process of the form- can't get to the sign and submit button without answering the questions
- Each question has a “decline to answer” option
- Students can choose any answer option
- It is noted that these questions are not tied to aid eligibility
- Results to be used for FAFSA research only – answers are not being sent to colleges
- Questions move back into FAFSA form for 2024-2025
- Please assure students there are no punitive actions related to the answers they provide



This Photo by Unknown Author is licensed under [CC BY-NC](#)

Demographic Survey

SIGN & SUBMIT

Before you sign and submit, please answer a few questions about the student.



These questions don't affect aid eligibility.

Your answers to questions in this survey will not affect your eligibility for federal student aid and will not be used in any aid calculations.

What is your gender?

- ☐ Male
- ☒ Female
- ☐ Nonbinary
- ☐ Decline to answer

Are you transgender?

- ☐ Yes
- ☒ No
- ☐ Decline to answer

What is your ethnicity? *Choose all that apply.*

- ☐ Not Hispanic nor Latino origin
- ☐ Cuban descent
- ☐ Mexican, Mexican-American, or Chicano descent
- ☒ Puerto Rican descent
- ☐ Other Spanish, Hispanic, or Latino origin
- ☐ Decline to answer

What is your race? *Choose all that apply.*

- ☐ White
- ☐ Black or African American
- ☒ Asian
- ☐ Chinese
- ☐ Filipino
- ☐ Asian Indian
- ☐ Vietnamese
- ☐ Korean
- ☐ Japanese
- ☐ Other Asian origin
- ☐ American Indian or Alaska Native
- ☐ Native Hawaiian or Other Pacific Islander
- ☐ Decline to answer

Previous

Continue

CAUTION!!!!

LOAN FORGIVENESS APPLICATION IS
SLATED TO OPEN EARLY OCTOBER

CHECK AVAILABILITY OF FSA
WEBSITE ON OPENING DAY+ WHEN
HOLDING FAFSA WORKSHOPS



FAFSA RESOURCES

- 2023-2024 FAFSA SLIDES FROM FSA & APPLICATION UPDATE DOCUMENT: <https://financialaidtoolkit.ed.gov/tk/resources.jsp>
- NCAN FAFSA RESOURCE LIBRARY: https://www.ncan.org/page/FAFSA_Resource_Library
- FAFSA DEMO SITE: <https://fafsademotest.ed.gov/webdemo.htm>
- FEDERAL STUDENT AID ESTIMATOR: <https://studentaid.gov/aid-estimator/>
- FORMYOURFUTURE FAFSA TRACKER: <https://formyourfuture.org/fafsa-tracker/>
- NCAN ELEARNING FAFSA UNITS: <https://www.ncan.org/page/eLearning>
- DRAFT FAFSA & SAR DOCUMENTS: <https://www.regulations.gov/document/ED-2022-SCC-0024-0003>



QUESTIONS?

**FAFSA CHALLENGES DURING
THE YEAR?**

**EMAIL MORRALEE KELLER
KELLERM@NCAN.ORG**