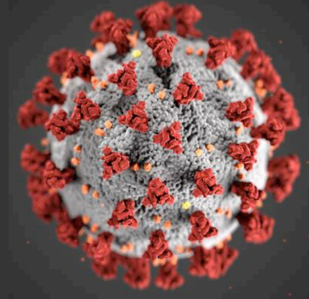


COVID-19 HUB

Demographic and Economic Resources

U.S. Census Bureau

<https://covid19.census.gov/>

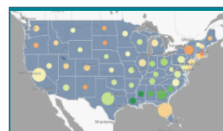


What's New

NEW tile on landing page for Community Resilience Estimates (CRE) Dashboard

New Covid-19 Surveys and Estimates

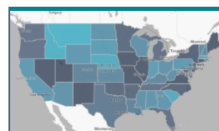
These Census Bureau experimental data products are innovative statistical products created using new data sources or methodologies that benefit data users in the absence of other relevant products.



Weekly Business Formation Statistics

The BFS provide timely and high frequency information on new business applications and formations in the United States.

[Dashboard](#) >



Weekly Small Business Pulse Survey

This experimental survey measures the changes in business conditions on our nation's small businesses during the coronavirus (COVID-19) pandemic.

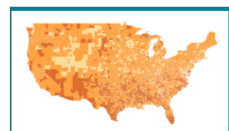
[Dashboard](#) >



Weekly Household Pulse Survey

This is a 20-minute online survey studying how the COVID-19 pandemic is impacting households across the country from a social and economic perspective.

[Go to](#) >

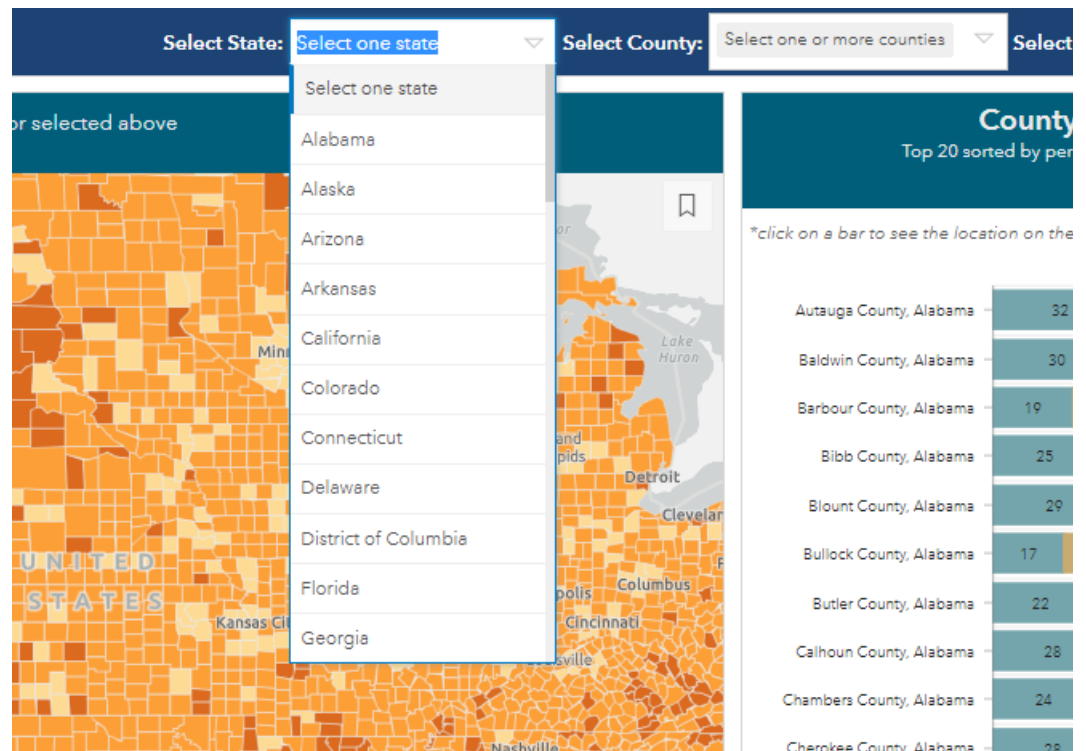


Community Resilience Estimates (CRE)

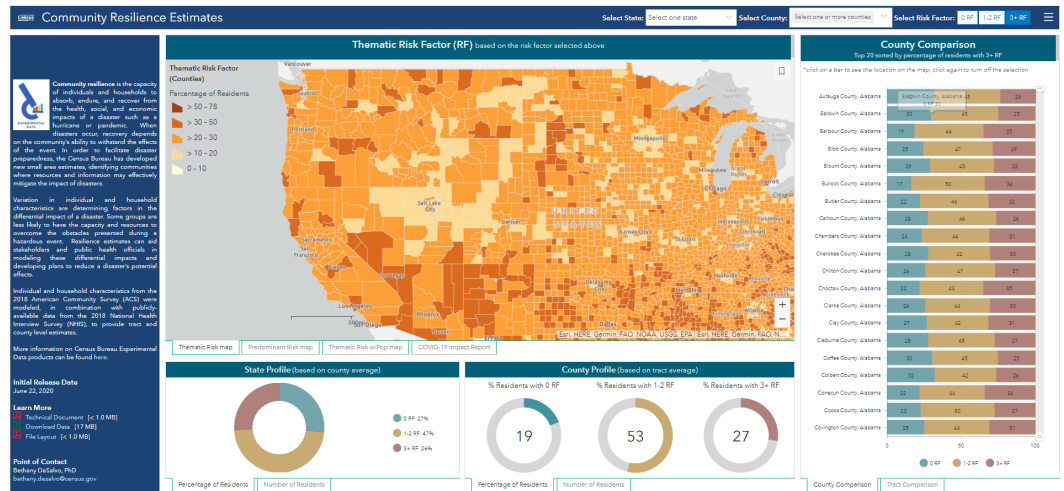
The capacity of individuals and households within a community to absorb, endure, and recover from the health, social, and economic impacts of a disaster.

[Dashboard](#) >

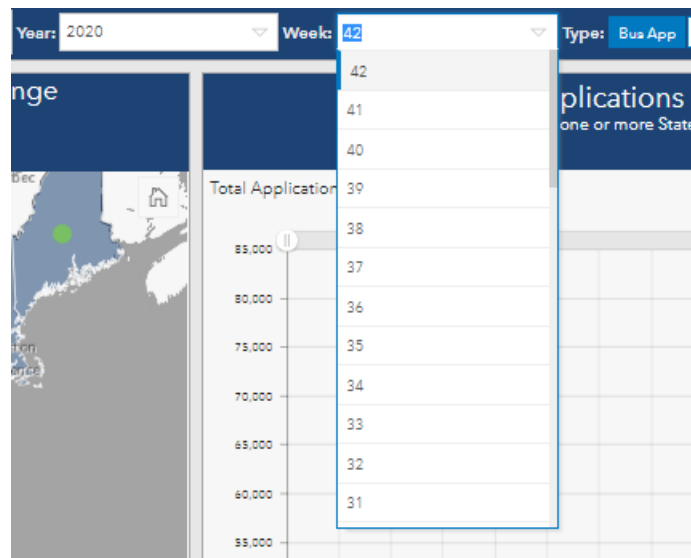
NEW Community Resilience Estimates (CRE) filtering by State, County, and Number of Risk Factors



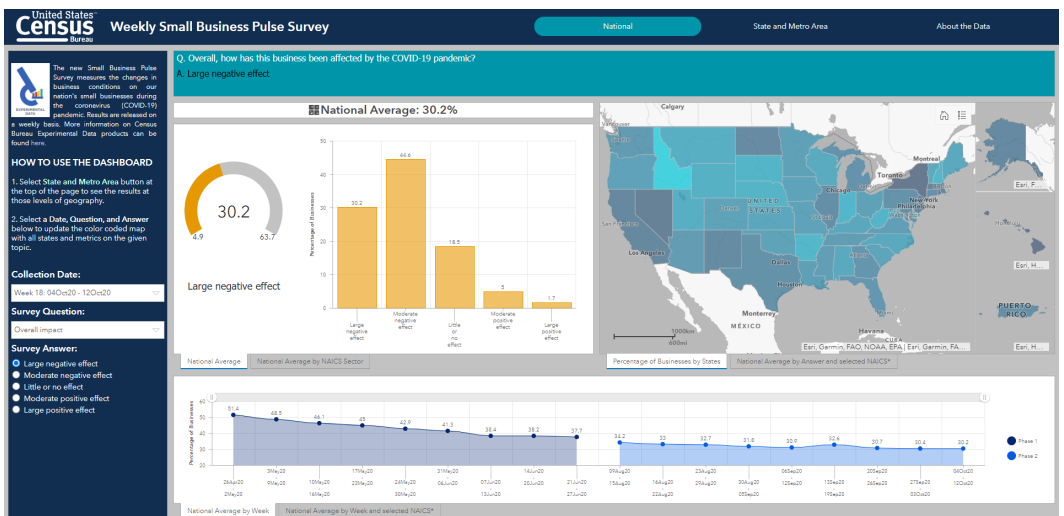
NEW interactive charts for Community Resilience Estimates (CRE) dashboard that allow for County, Tract, and Risk Factor comparisons



NEW weekly Business Formation Statistics (BFS) data updates (42 weeks available)



NEW filtering by Week, Questions, and Answers with interactive charts that filter by NAICS Sector for SBPS dashboard (Phase 2 weeks available)



COMING SOON Federal Agency COVID-19 Datasets page

