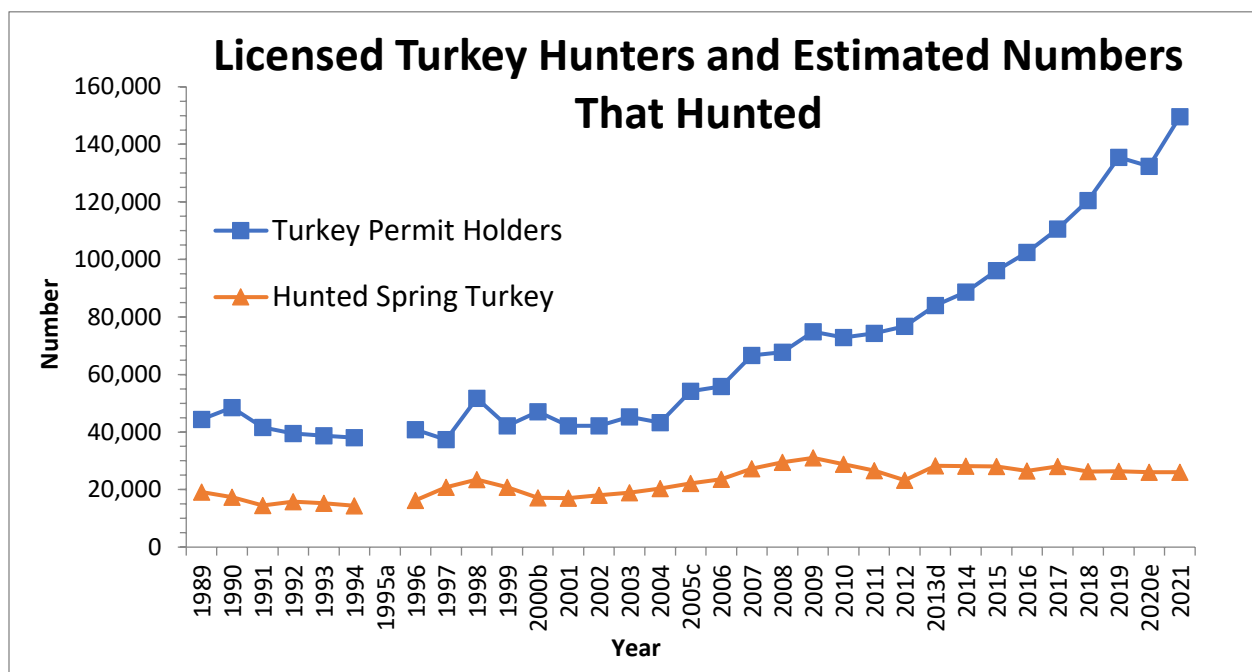


Florida Fish and Wildlife Conservation Commission

2021 Annual Wild Turkey Hunting Status Report

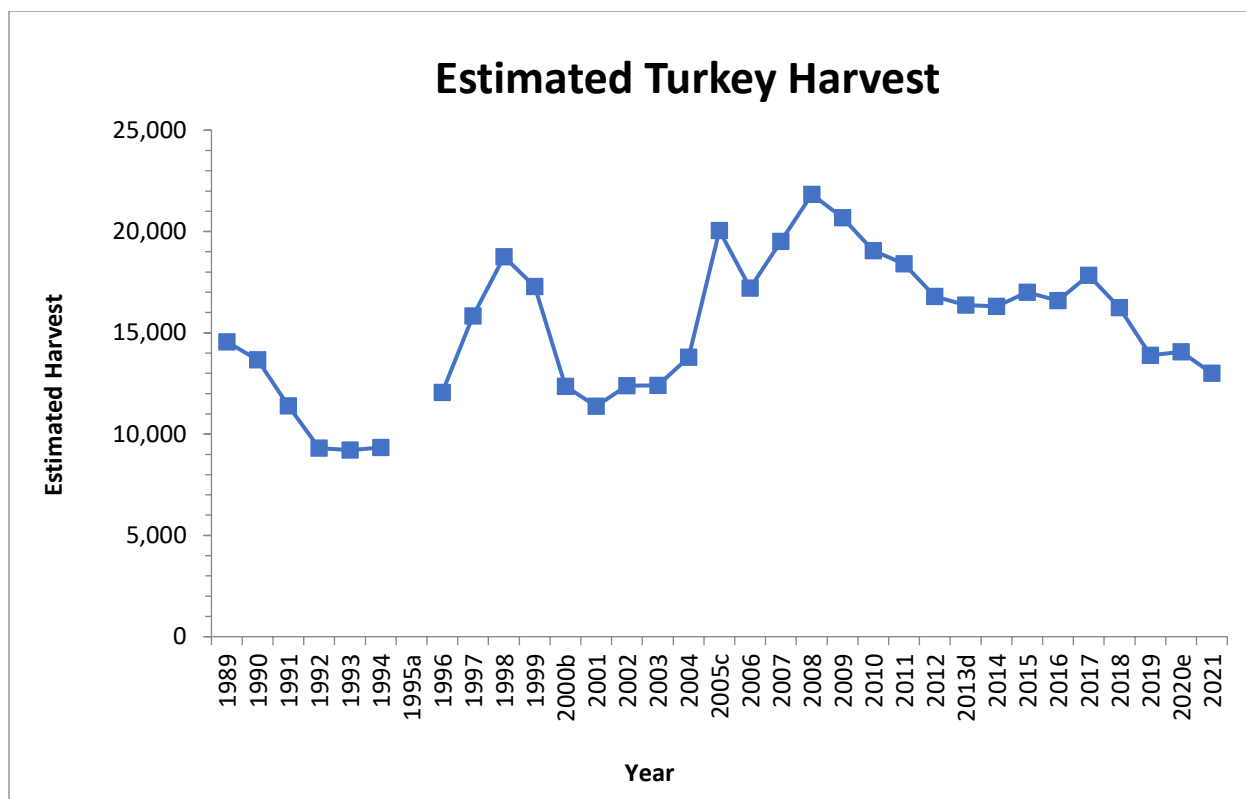
Spring Turkey Season

From 1989 to 2019, spring turkey harvest estimates were determined by responses from an annual spring turkey hunter mail survey. In 2020, a phone survey replaced the mail survey. The 2021 spring turkey hunter survey attempted to contact 15,485 license holders that were eligible to hunt turkeys (10% of 149,638 eligible turkey license holders). Based on 4,099 valid responses (26.5% response rate is comparable to similar surveys), it was estimated that 26,095 (17.2%) individuals licensed to hunt turkeys participated in the 2021 spring turkey season (Figure 1).



^a No survey was conducted, ^b Survey instrument was substantially changed from prior years, ^c The vendor conducted survey using scan forms that resulted in significant data errors, ^d Analysis approach modified to use weighted means of 7 license type categories rather than all data as equal weight, ^e Survey approach modified from a mail survey to a phone survey

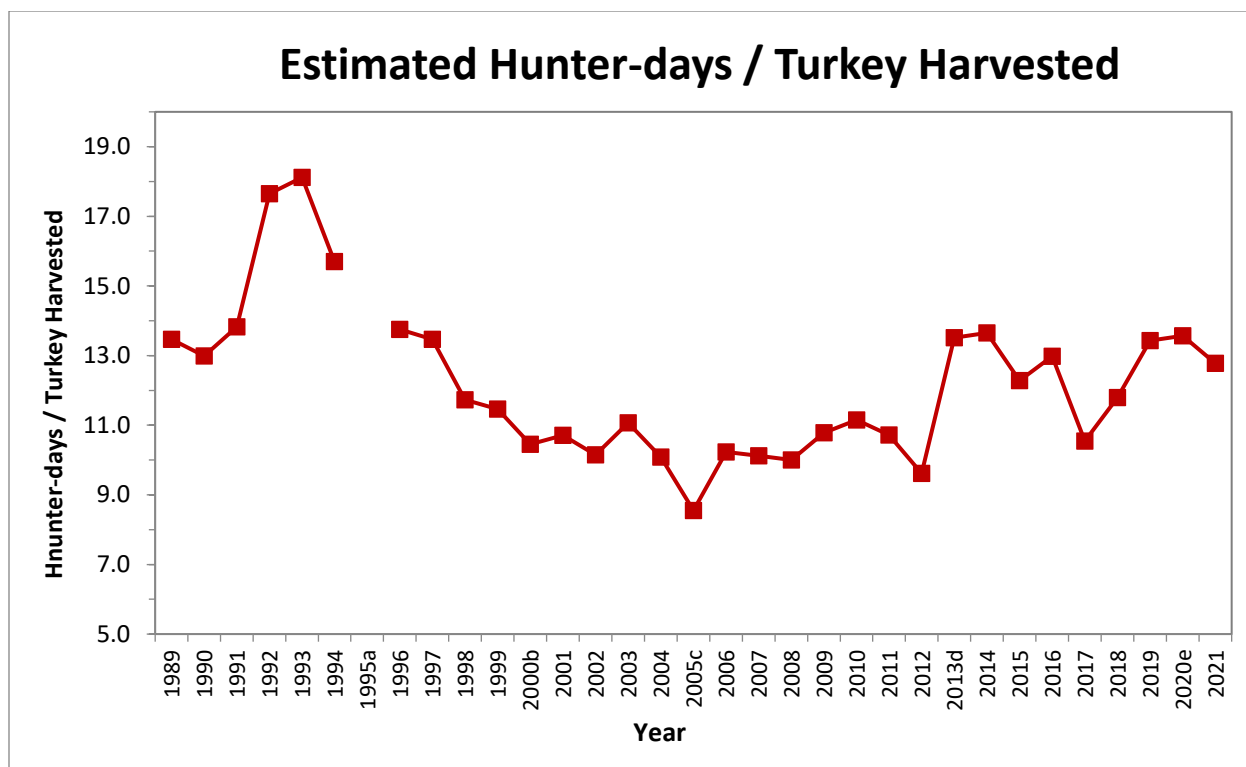
Figure 1. Turkey permit holders and estimated number of permit holders who hunted during the spring turkey season, 1989-2021.



^a No survey was conducted, ^b Survey instrument was substantially changed from prior years, ^c The vendor conducted survey using scan forms that resulted in significant data errors, ^d Analysis approach modified to use weighted means of 7 license type categories rather than all data as equal weight, ^e Survey approach modified from a mail survey to a phone survey

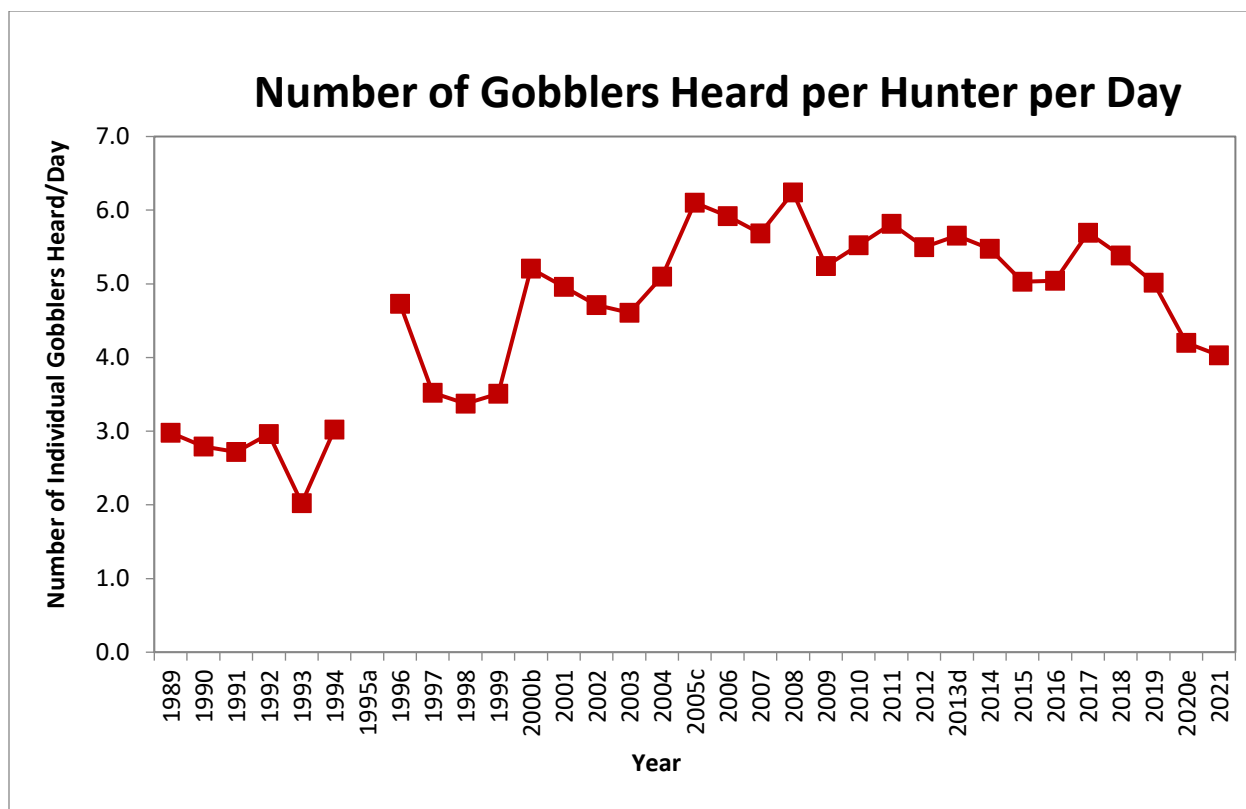
Figure 2. Spring harvest estimates as determined by the annual spring turkey hunter survey, 1989 - 2020.

Statewide spring harvest for 2021 was estimated to be 13,007 birds (not including youth harvest) indicating that the turkey harvest in 2021 was similar to 2020.



^a No survey was conducted, ^b Survey instrument was substantially changed from prior years, ^c The vendor conducted survey using scan forms that resulted in significant data errors, ^d Analysis approach modified to use weighted means of 7 license type categories rather than all data as equal weight, ^e Survey approach modified from a mail survey to a phone survey

Figure 3. Hunter days per turkey harvested as determined by the annual spring turkey hunter survey, 1989-2021.



^a No survey was conducted, ^b Survey instrument was substantially changed from prior years, ^c The vendor conducted survey using scan forms that resulted in significant data errors, ^d Analysis approach modified to use weighted means of 7 license type categories rather than all data as equal weight, ^e Survey approach modified from a mail survey to a phone survey

Figure 4. Average number of individual gobblers heard per hunter on a typical day as determined by the annual spring turkey hunter survey, 1989-2021.

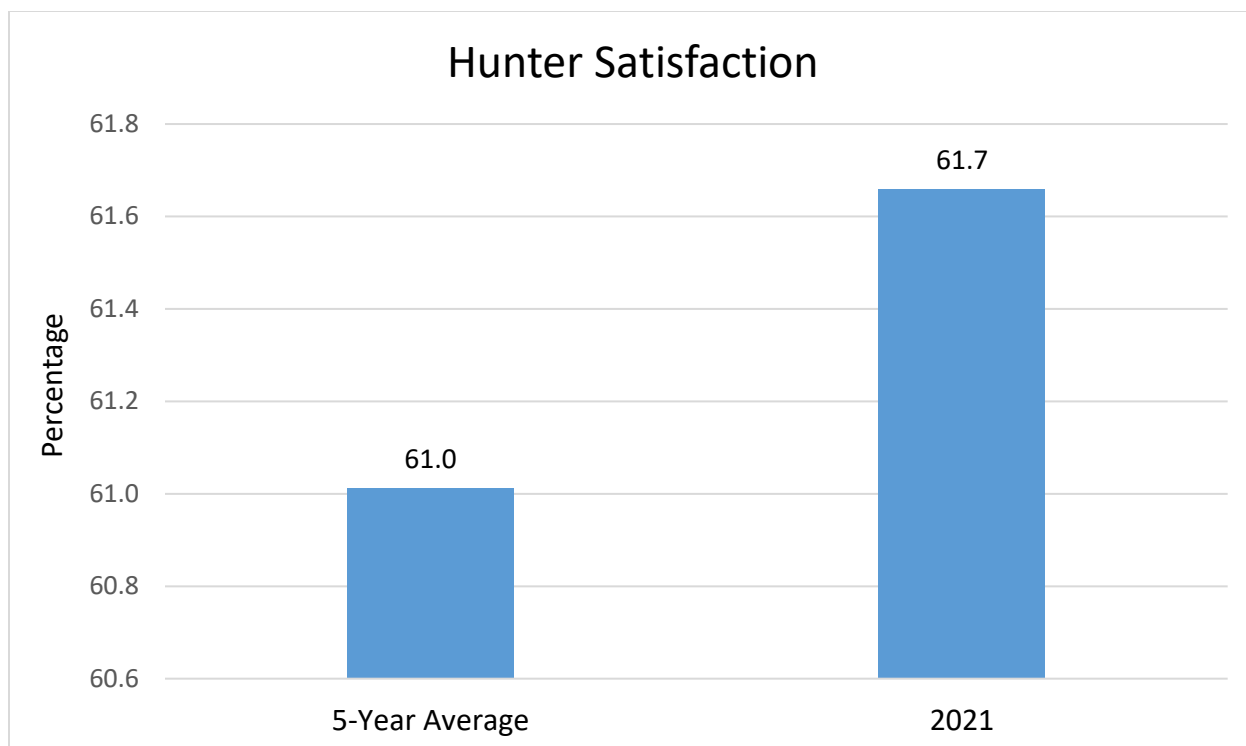


Figure 5: The percentage of hunters who rated their hunting experience as excellent or good for 2021 and the 2015-20, 5-year average, as determined by the annual spring turkey hunter survey.

The turkey harvest on some wildlife management areas (WMAs) is monitored through staffed check stations. The 10 WMAs that had most turkeys harvested (youth and spring turkey combined) are listed in table 1 below.

Table 1. The top ten quota WMAs for spring turkey harvest during the 2021 Spring Turkey season.

WMA	Spring Turkey Harvest
J. W. Corbett	39
Okaloacoochee Slough	31
Camp Blanding	30
Fisheating Creek	28
Dinner Island	24
Herky Huffman/ Bull Creek	22
Big Cypress	20
Triple N Ranch – Special Opportunity Hunt	18
Green Swamp	17
Chassahowitzka	16

Table 2. The ten WMAs with the lowest hunter days per turkey harvested during the 2021 Spring Turkey season.

WMA	Hunter Days per Turkey Harvest
Croom	1.00
Triple N Ranch – Special Opportunity Hunt	2.89
Crew	4.25
Fisheating Creek – Special Opportunity Hunt	5.17
OK Slough	5.39
Chassahowitzka	5.63
Dinner Island	6.42
Spirit of the Wild	7.75
Babcock Ranch Preserve	8.55
Caravelle Ranch	8.87

Table 3. Special Opportunity Turkey Hunt turkey harvest and hunter days per turkey harvested in 2021.

Special Opportunity Area	Spring Turkey Harvest	Hunter Days
Dexter/Mary Farms	2	17.0
Fisheating Creek	12	5.2
Fort Drum	2	16.5
Green Swamp-West Unit	16	13.1
Homosassa	5	10.4
Lake Panasoffkee	3	10.7
Triple N Ranch	18	2.9

Table 4. The yearly average live weight (lbs.), beard length (inches), and spur lengths (inches) for turkeys harvested on WMAs during spring turkey season during 2017-2021.

Year	Live Weight	Beard Length	Right Spur	Left Spur
2017	16.67	9.11	1.02	0.99
2018	16.24	8.36	0.96	0.98
2019	15.81	8.83	0.92	0.91
2020	16.37	8.50	1.00	0.97
2021	16.32	8.32	0.94	0.95
5 Year Average	16.28	8.62	0.97	0.96